



PCM-9375

3.5" SBC w/ AMD LX800, VGA, LVDS, LCD



Features

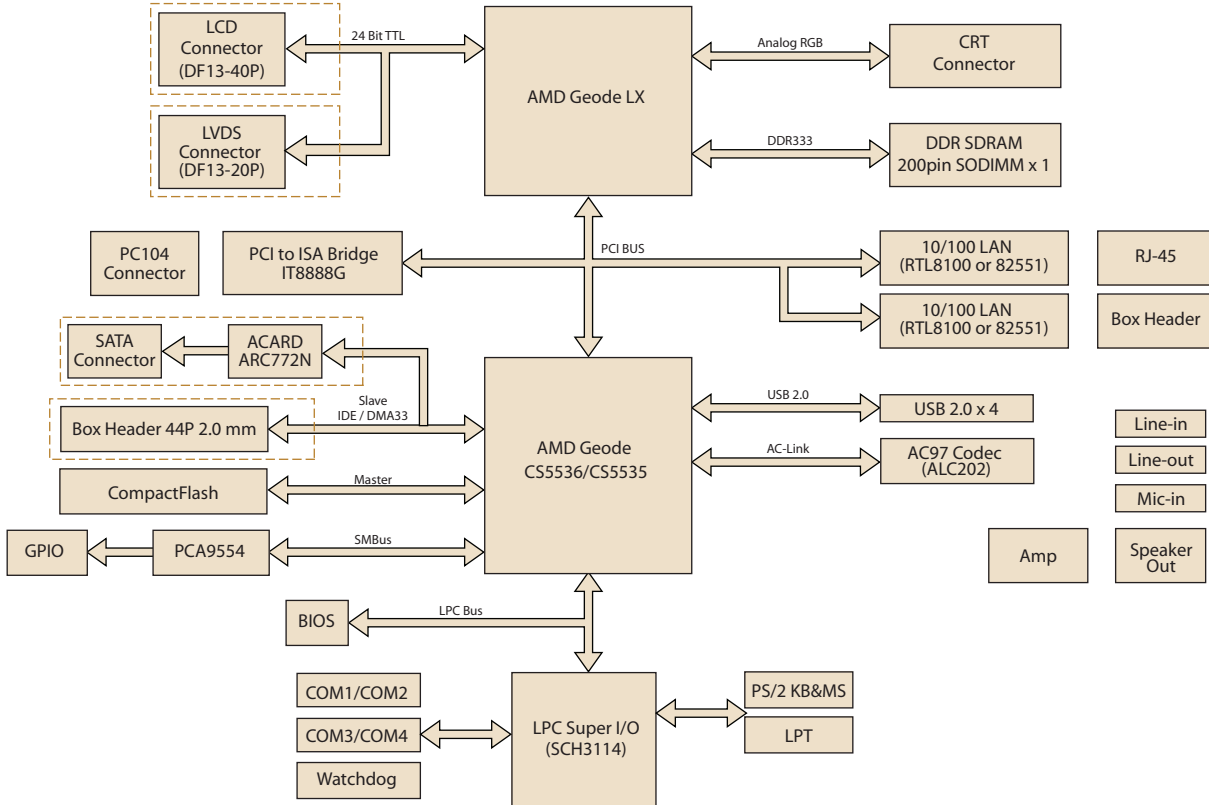
- AMD low power LX800 500 MHz processor
- Supports DDR memory
- 24-bit TFT LCD interface
- 18-bit LVDS LCD display (optional)
- Dual 100 Mbps Fast Ethernet
- Four USB 2.0 ports
- Four COM ports
- PC/104 Expansion interface
- Coastline (external connector layout) same as PCM-5820



Specifications

Processor System	CPU	AMD Geode™ LX800 processor, up to 500 MHz
	L2 Cache	128 KB
	Chipset	AMD Geode LX800
	BIOS	Award 4 Mbit
Memory	Technology	DDR 333/400 MHz
	Max. Capacity	512 MB (1 GB optional)
	Socket	1 x 200-pin SODIMM
SSD	CompactFlash	Card Type I
Coastline I/O	VGA	1
	COM	1
	RJ-45	1
	K/B, Mouse	1
Internal I/O	LPT	1 (share with FDD, default LPT)
	FDD	1 (share with LPT)
	RS-232	2
	RS-232/422/485	1
	K/B	-
	Mouse	-
	USB	4 x USB 2.0
	Audio	AC97, Line-in, Line-out, Mic-in
	GPIO	8-bit general purpose Input / Output
SMBus	Optional	
EIDE	Mode	UDMA 33/66
	Channel	1
Expansion Slot	PC/104	1
Ethernet	Speed	10/100 Mbps
	Controller	Realtek RTL8100 Intel 82551QM (optional)
	Interface	1 x RJ-45, 1 x RJ-45 by cable
Display	Controller	AMD Geode LX800
	VRAM	Optimized Shared Memory Architecture up to 64 MB system memory
	TTL LCD	1 x 24-bit TTL (PCM-9375F)
	LVDS LCD	1 x 18-bit LVDS (PCM-9375E)
Environment	Operating Temperature	0 ~ 60° C (32 ~ 140° F); -20 ~ 80° C (-4 ~ 176° F)
	Operating Humidity	10% ~ 90% relative humidity, non-condensing
Power	Power Type	AT / ATX
	Power Supply Voltage	ATX: +5 V ± 5%, ±12 V ± 5% AT: 5V only to boot up (12 V is optional for LCD inverter and add on card)
	Power Consumption	Typical (WinXP Idle Mode): +5 V @ 1.29 A, +12 V @ 0.09 A Max (Test in HCT): +5 V @ 1.52 A, +12 V @ 0.12 A
	Power Management	APM 1.2, ACPI
	Battery	Lithium 3 V / 196 mAH
Watchdog Timer	Output	System reset
	Interval	Programmable 1 ~ 255 sec
Physical Characteristics	Dimensions (L x W)	146 x 102 mm (5.7" x 4")
	Weight	0.85 kg (1.87 lb), weight of total package

Board Diagram



Ordering Information

Part No.	CPU	CRT	LVDS	TTL	LAN	IDE/SATA	USB2.0	RS-232	RS-232/422/485	LPT	GPIO	CF	PC/104	Operating Temp.
PCM-9375F-J0A1E	AMD LX800	1	-	1	2 FE	1 IDE	4	3	1	1	8-bit	1	1	0 ~ 60° C
PCM-9375E-J0A1E	AMD LX800	1	1	-	2 FE	1 IDE	4	3	1	1	8-bit	1	1	0 ~ 60° C
PCM-9375SF-J0A1E	AMD LX800	1	-	1	2 FE	1 SATA	4	3	1	1	8-bit	1	1	0 ~ 60° C
PCM-9375SE-J0A1E	AMD LX800	1	1	-	2 FE	1 SATA	4	3	1	1	8-bit	1	1	0 ~ 60° C
	AMD LX800	1	-	1	2 FE	1 IDE	4	3	1	1	8-bit	1	1	-20 ~ 80° C
	AMD LX800	1	1	-	2 FE	1 IDE	4	3	1	1	8-bit	1	1	-20 ~ 80° C
	AMD LX800	1	-	1	2 FE	1 IDE	4	3	1	1	8-bit	1	1	-40 ~ 85° C
	AMD LX800	1	1	-	2 FE	1 IDE	4	3	1	1	8-bit	1	1	-40 ~ 85° C

Note: For wide temperature, please contact sales rep.

Packing List

Part No.	Description
	1 x PCM-9375 SBC, 1 x Startup manual, 1 x Utility CD
9689000002	1 x Mini jumper pack
1701440351	1 x IDE 44 pin (PCM-9375F & PCM-9375E only)
1700060202	1 x Keyboard/mouse cable
1703100121	1 x USB 2.0 cable
1701100202	1 x LAN cable
1700160160	1 x Audio cable
1700001971	1 x COM2/3/4 (RS-232) cable
1700001977	1 x Parallel port cable
1700008894	1 x SATA cable (PCM-9375SF & PCM-9375SE only)

Optional Accessories

Part No.	Description
1700002150	COM2 cable for RS-422/485
1703200201	ATX power control cable

Floppy Disk Module

Part No.	Description
9696937580E	PCM-9375-FDD module
1701340700	Flat cable 34-pin for FDD
1700002212	2 x LPT Cable 2LPT 1.27 mm

Embedded OS

Part No.	Description
2070000729	Win CE 5.0 Pro SP1 OS Image and License for PCM-9375, English Version (optional)
2070001612	CE60 Pro PCM-9375 4Com V1.0 ENG
2070000732	Win XPe SP2 for PCM-9375 V2.10, English version (430 MB) (Optional)
2066002300	SUSI Library V1.0