



**Data Sheet**



Product Category: RF SAW Filter

Part Number	Package	Application	Last Modified
803-RF939.0M-A	3.8 x 3.8 SMD	Wireless Communication	July 12, 2007

TYPE :  
939.0 MHz RF SAW Filter for Wireless

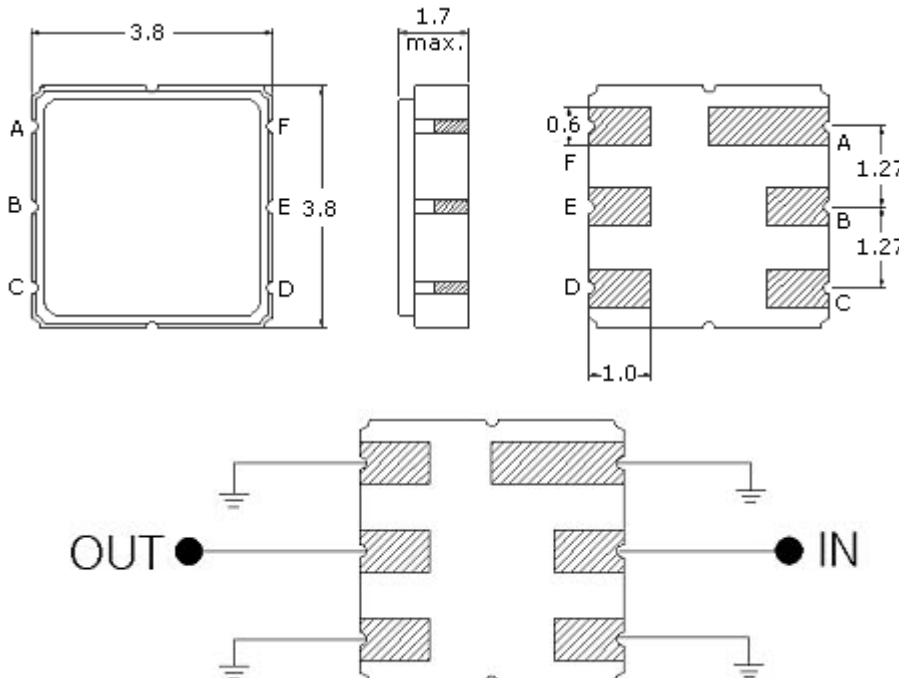


PART NUMBER :  
**803-RF939.0M-A**

**OPERATING CONDITIONS / ELECTRICAL CHARACTERISTICS**

PARAMETERS	Condition	Minimum	Typical	Maximum	Units
Center Frequency (Fo)	-	-	939.0	-	MHz
Insertion Loss	936.0 ~ 942.0 MHz	-	2.5	3.0	dB
Amplitude Ripple	936.0 ~ 942.0 MHz	-	0.3	1.0	dB
Stopband Attenuation	DC ~ 840.0 MHz	50	65	-	dB
	840.0 ~ 894.0 MHz	45	55	-	
	984.0 ~ 1000.0 MHz	40	43	-	
	1000.0 ~ 1500.0 MHz	50	60	-	
	1500.0 ~ 2000.0 MHz	40	45	-	
VSWR	936.0 ~ 942.0 MHz	-	1.5	2.0	-
Source Impedance	Single Ended (1)	-	50	-	ohm
Load Impedance	Single Ended (1)	-	50	-	ohm
Operating Temperature Range	-	-30	-	+65	°C
Maximum DC Voltage	-	-	-	5	V
Maximum Input Power	-	-	-	15	dBm

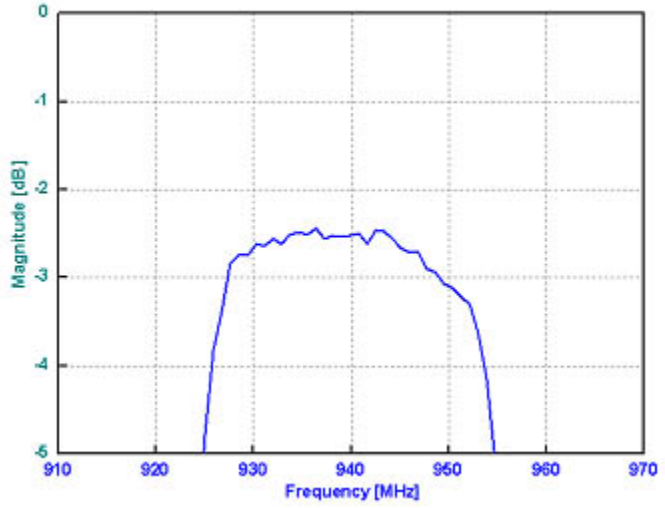
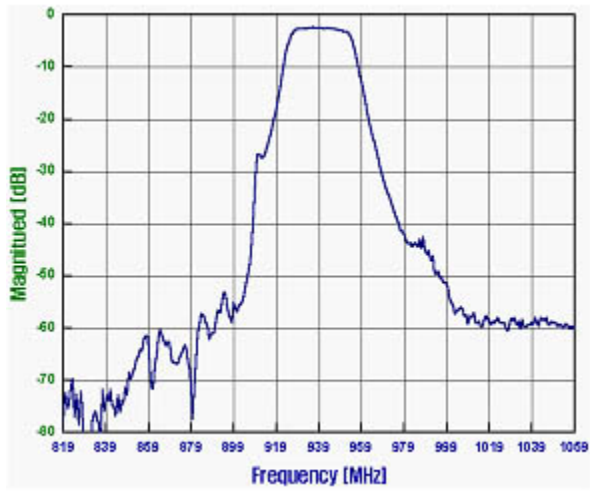
(1) No Matching Network (Ref. Testing Environment Circuit as shown below)  
\* Custom SAW RF Filters available. Contact Oscilent for assistance.



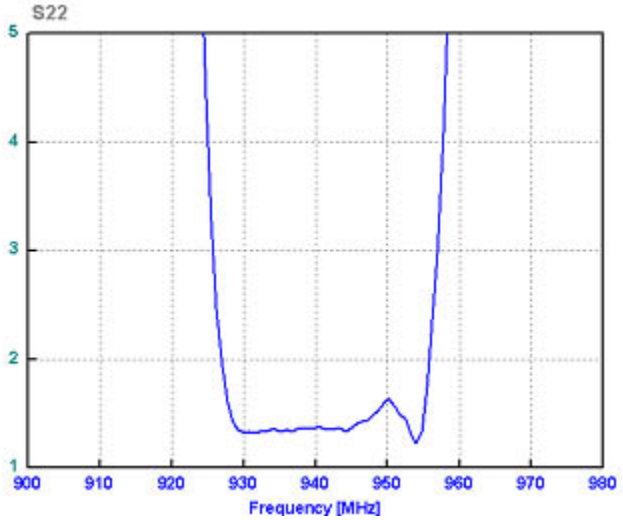
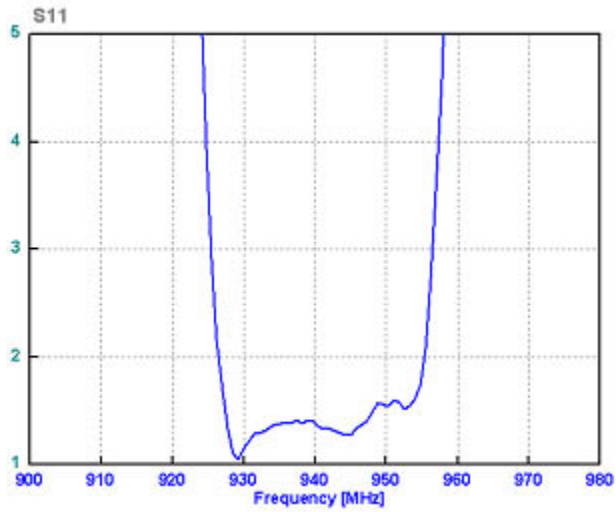
Pin Layout	
A	Ground
B	Input
C	Ground
D	Ground
E	Output
F	Ground

Test Fixture

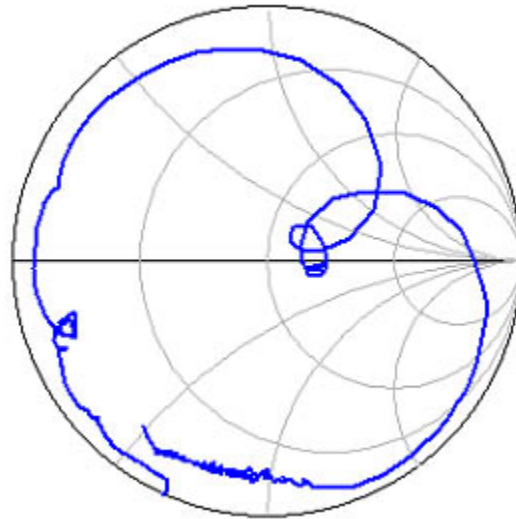
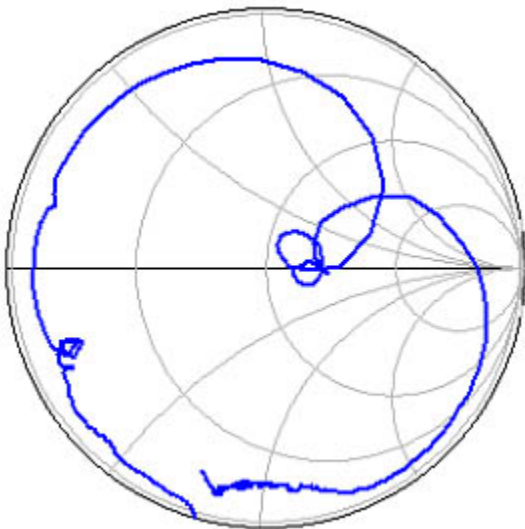
**Frequency Reponse**



**VSWR**



**Smith Chart**



Fax: 949.252.0599 . E-Mail: [Sales@Oscilent.com](mailto:Sales@Oscilent.com)

---

[Crystal Oscillators](#) | [Quartz Crystal](#) | [TCXO](#) | [VCXO](#) | [IF SAW Filter](#) | [RF SAW Filter](#) | [Ceramic Resonator](#)  
[Crystal Filter](#) | [Ceramic Filter](#) | [SAW Filter / SAW Devices](#) | [Site Map](#)