

PLEASE CHECK WWW.MOLEX.COM FOR LATEST PART INFORMATION

Part Number: [0878326022](#)
Status: **Active**
Overview: milligrid
Description: 2.00mm (.079") Pitch Milli-Grid™ Header, Surface Mount, Vertical, Shrouded, Lead-free, 22 Circuits, 0.38µm (15µ") Gold (Au) Plating, with Pick-and-Place Cap, with Side and Center Locking Windows, with Center Polarization Slot, with PCB Locator, Embossed

Documents:

[3D Model](#) [Product Specification PS-87831-027 \(PDF\)](#)
[Drawing \(PDF\)](#) [RoHS Certificate of Compliance \(PDF\)](#)

Agency Certification

CSA LR19980
 UL E29179

General

Product Family PCB Headers
 Series [87832](#)
 Application Wire-to-Board
 Comments With Cap|Contact Molex for application in automotive industry
 Overview [milligrid](#)
 Product Name Milli-Grid™

Physical

Breakaway No
 Circuits (Loaded) 22
 Circuits (maximum) 22
 Color - Resin Black
 First Mate / Last Break No
 Flammability 94V-0
 Glow-Wire Compliant No
 Guide to Mating Part No
 Keying to Mating Part Yes
 Lock to Mating Part Yes
 Material - Metal Phosphor Bronze
 Material - Plating Mating Gold
 Material - Plating Termination Tin
 Material - Resin Nylon
 Number of Rows 2
 Orientation Vertical
 PCB Locator Yes
 PCB Retention None
 Packaging Type Embossed Tape on Reel
 Pitch - Mating Interface (in) 0.079 In
 Pitch - Mating Interface (mm) 2.00 mm
 Pitch - Term. Interface (in) 0.079 In
 Pitch - Term. Interface (mm) 2.00 mm
 Plating min: Mating (µin) 15
 Plating min: Mating (µm) 0.38
 Plating min: Termination (µin) 75
 Plating min: Termination (µm) 1.88
 Polarized to Mating Part Side Slots (2)
 Polarized to PCB No
 Shrouded Fully



image - Reference only

EU RoHS

ELV and RoHS Compliant
REACH SVHC Contains SVHC: No
Halogen-Free Status

China RoHS



Need more information on product environmental compliance?

Email productcompliance@molex.com
 For a multiple part number RoHS Certificate of Compliance, [click here](#)

Please visit the [Contact Us](#) section for any non-product compliance questions.

Search Parts in this Series

[87832Series](#)

Mates With

[50394](#) Wire-to-Board Terminals. [51110](#) Wire-to-Board Crimp Housing. [87568](#) Wire-to-Board IDT Housings. [79107](#) Board-to-Board Top Entry Through Hole Receptacle. [79108](#) Board-to-Board FFC/FPC Top Entry Through Hole Receptacle. L

Stackable	No
Temperature Range - Operating	-55°C to +105°C
Termination Interface: Style	Surface Mount

Electrical

Current - Maximum per Contact	2A
Voltage - Maximum	125V

Solder Process Data

Duration at Max. Process Temperature (seconds)	10
Lead-free Process Capability	Reflow Capable (SMT only)
Max. Cycles at Max. Process Temperature	1
Process Temperature max. C	260

Material Info

Reference - Drawing Numbers

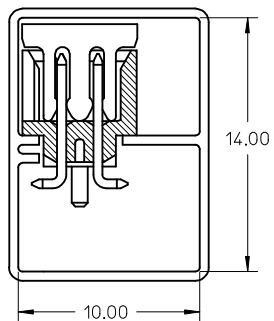
Product Specification	PS-87831-027
Sales Drawing	SD-87832-006

This document was generated on 05/26/2010

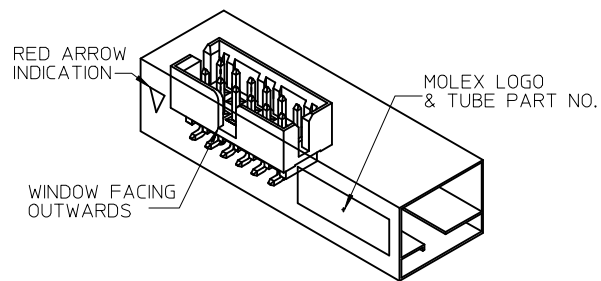
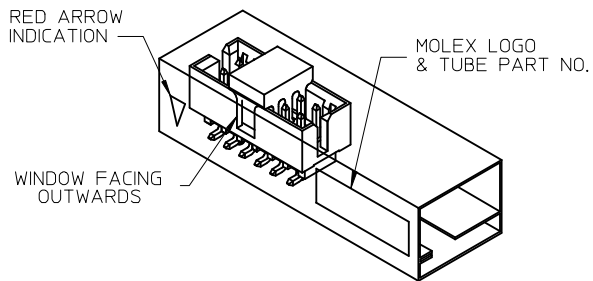
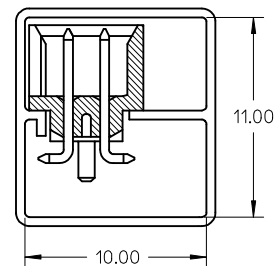
PLEASE CHECK WWW.MOLEX.COM FOR LATEST PART INFORMATION

TUBE PACKAGING

WITH CAP IN TUBE



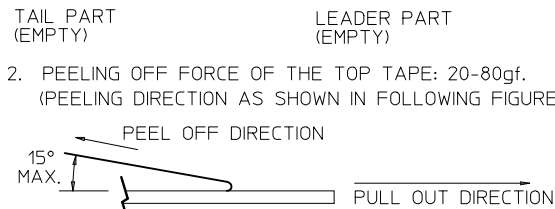
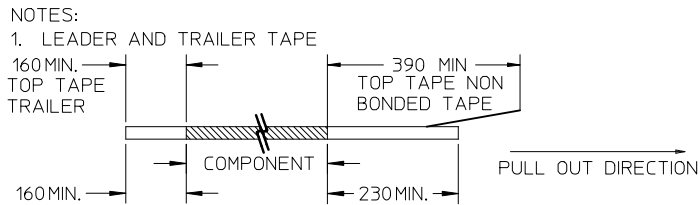
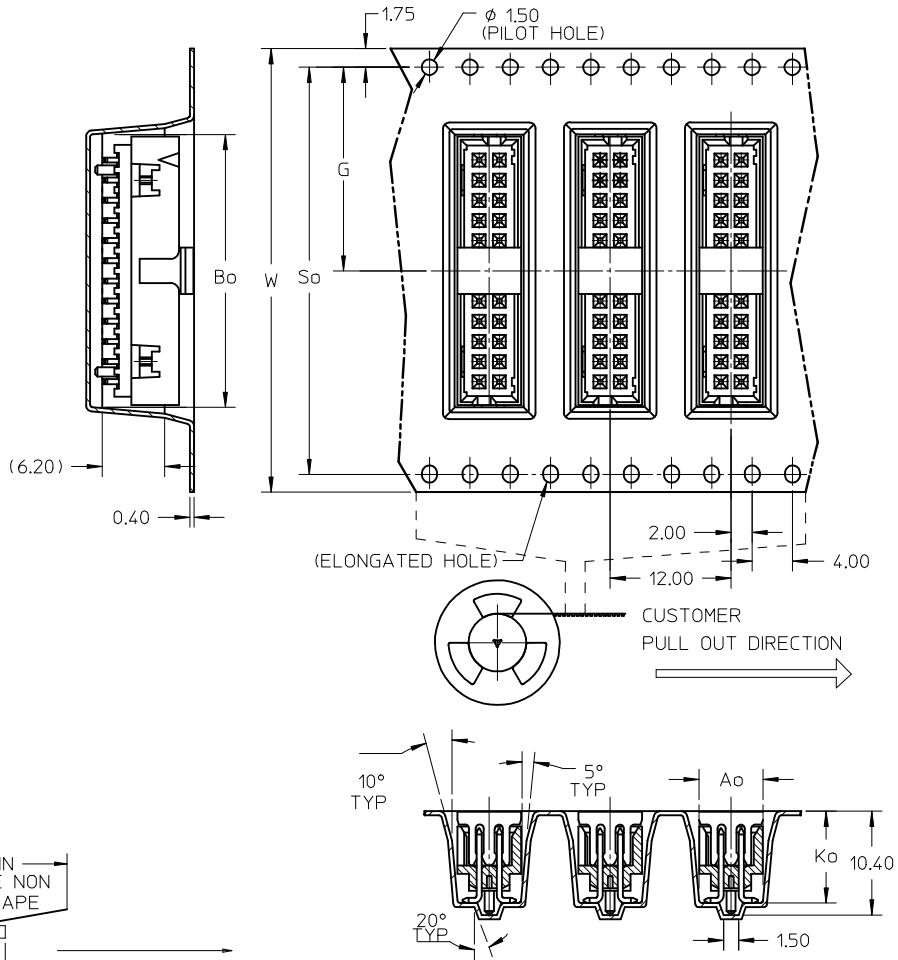
WITHOUT CAP IN TUBE



REF : ORIENTATION OF PART IN TUBE
(FOR THE REFERENCE OF PART/TUBE ASSEMBLY)

ADD ILLUSTRATION EC NO: S2009-0556 DRWN:SKANG CHKD:ATSEE APPR:MLONG	2009/02/23 2009/02/23 2009/02/23	DESCRIPTION REV	QUALITY SYMBOLS	GENERAL TOLERANCES (UNLESS SPECIFIED) mm INCH 4 PLACES ± --- ± --- 3 PLACES ± --- ± --- 2 PLACES ± 0.2 ± --- 1 PLACE ± --- ± --- ANGULAR ± 3 °	DIMENSION STYLE MM ONLY DRAWN BY DATE ATSEE 2003/10/14 CHECKED BY DATE KCLING 2003/11/07 APPROVED BY DATE SKTOH 2003/11/07 MATERIAL NO.	SCALE NTS DESIGN UNITS METRIC THIRD ANGLE PROJECTION	TITLE MGRID, SHROUDED HEADER SMT, W/PEGS/CAP FOR PICK & PLACE IN TUBE AND T&R MOLEX INCORPORATED DOCUMENT NO. SD-87832-006	SHEET NO. 2 OF 4
			▽=0 ≻=0					
			DRAFT WHERE APPLICABLE MUST REMAIN WITHIN DIMENSIONS					
			SIZE A3					

EMBOSSED CARRIER TAPE LAYOUT
24 CKT USE FOR ILLUSTRATION ONLY



3. PACKAGING STANDARD IS AS PER EIA-481.

ADD ILLUSTRATION EC NO: S2009-0556 DRWN:SKANG 2009/02/23 CHKD:ATSEE 2009/02/23 APPR:MLONG 2009/02/23	QUALITY SYMBOLS ▽=0 ◻=0	GENERAL TOLERANCES (UNLESS SPECIFIED)		DIMENSION STYLE MM ONLY	SCALE NTS	DESIGN UNITS METRIC	THIRD ANGLE PROJECTION	
		4 PLACES ± --- ± --- 3 PLACES ± --- ± --- 2 PLACES ± 0.2 ± --- 1 PLACE ± --- ± ---	mm INCH	DRAWN BY ATSEE CHECKED BY KCLING APPROVED BY SKTOH	DATE 2003/10/14 DATE 2003/11/07 DATE 2003/11/07	TITLE MGRID, SHROUDED HEADER SMT, W/PEGS/CAP FOR PICK & PLACE IN TUBE AND T&R		
		ANGULAR ± 3 °	DRAFT WHERE APPLICABLE MUST REMAIN WITHIN DIMENSIONS	MATERIAL NO. SEE TABLE	MOLEX INCORPORATED			
	REV A9			SIZE A3	DOCUMENT NO. SD-87832-006			SHEET NO. 3 OF 4

PLS REFER TO PART 87832-**08 FOR CENTER LOCKING SLOT OPTION.

REG. OPTION	P/N W/O CAP IN TUBE	P/N W/CAP IN TUBE	P/N W/CAP IN TAPE & REEL	CKT SIZE	DIMENSION					
					W	G	Bo	So	Ao	Ko
NO	87832-0420	87832-0422	87832-5122	4	16.00	7.50	7.15	-----	6.40	9.30
YES	87832-0620	87832-0622	87832-5222	6	24.00	11.50	9.15	-----	6.40	9.30
YES	87832-0820	87832-0822	87832-5322	8	24.00	11.50	11.05	-----	6.40	9.30
YES	87832-1020	87832-1022	87832-5422	10	24.00	11.50	13.05	-----	6.40	9.30
YES	87832-1220	87832-1222	87832-5522	12	32.00	14.20	15.15	28.40	6.85	9.30
YES	87832-1420	87832-1422	87832-5622	14	32.00	14.20	17.05	28.40	6.40	9.30
YES	87832-1620	87832-1622	87832-5722	16	32.00	14.20	19.05	28.40	6.40	9.30
YES	87832-1820	87832-1822	87832-5822	18	44.00	20.20	21.05	40.40	6.40	9.30
YES	87832-2020	87832-2022	87832-5922	20	44.00	20.20	23.05	40.40	6.40	9.30
YES	87832-2220	87832-2222	87832-6022	22	44.00	20.20	25.05	40.40	6.40	9.30
YES	87832-2420	87832-2422	87832-6122	24	44.00	20.20	27.05	40.40	6.40	9.30
YES	87832-2620	87832-2622	87832-6222	26	44.00	20.20	29.05	40.40	6.40	9.30
YES	87832-2820	87832-2822	87832-6322	28	56.00	26.20	31.05	52.40	6.40	9.30
YES	87832-3020	87832-3022	87832-6422	30	56.00	26.20	33.05	52.40	6.40	9.30
YES	87832-3220	87832-3222	-----	32	-----	-----	-----	-----	-----	-----
YES	87832-3420	87832-3422	87832-6622	34	56.00	26.20	37.05	52.40	6.40	9.30
YES	87832-3620	87832-3622	-----	36	-----	-----	-----	-----	-----	-----
YES	87832-3820	87832-3822	-----	38	-----	-----	-----	-----	-----	-----
YES	87832-4020	87832-4022	87832-6922	40	56.00	26.20	43.05	52.40	6.40	9.30
YES	87832-4220	87832-4222	-----	42	-----	-----	-----	-----	-----	-----
YES	87832-4420	87832-4422	87832-7122	44	56.00	26.20	46.80	52.40	6.40	9.30
YES	87832-4620	87832-4622	87832-7222	46	56.00	26.20	47.05	52.40	6.40	9.30
YES	87832-4820	87832-4822	-----	48	-----	-----	-----	-----	-----	-----
YES	87832-5020	87832-5022	87832-7422	50	72.00	34.20	53.05	68.40	6.40	9.30

ADD ILLUSTRATION EC NO: S2009-0556 DRWN:SKANG 2009/02/23 CHKD:ATSEE 2009/02/23 APPR:MLONG 2009/02/23	QUALITY SYMBOLS	GENERAL TOLERANCES (UNLESS SPECIFIED)	DIMENSION STYLE	SCALE	DESIGN UNITS	THIRD ANGLE PROJECTION															
	▽=0 □=0		MM ONLY	NTS	METRIC																
		<table border="1"> <tr><th></th><th>mm</th><th>INCH</th></tr> <tr><td>4 PLACES</td><td>± ---</td><td>± ---</td></tr> <tr><td>3 PLACES</td><td>± ---</td><td>± ---</td></tr> <tr><td>2 PLACES</td><td>± 0.2</td><td>± ---</td></tr> <tr><td>1 PLACE</td><td>± ---</td><td>± ---</td></tr> </table> ANGULAR ± 3 °		mm	INCH	4 PLACES	± ---	± ---	3 PLACES	± ---	± ---	2 PLACES	± 0.2	± ---	1 PLACE	± ---	± ---	DRAWN BY: ATSEE DATE: 2003/10/14 CHECKED BY: KCLING DATE: 2003/11/07 APPROVED BY: SKTOH DATE: 2003/11/07	TITLE	MATERIAL NO.	SHEET NO.
		mm	INCH																		
4 PLACES	± ---	± ---																			
3 PLACES	± ---	± ---																			
2 PLACES	± 0.2	± ---																			
1 PLACE	± ---	± ---																			
	DRAFT WHERE APPLICABLE MUST REMAIN WITHIN DIMENSIONS	SEE TABLE	MGRID, SHROUDED HEADER SMT, W/PEGS/CAP FOR PICK & PLACE IN TUBE AND T&R		MOLEX INCORPORATED	4 OF 4															