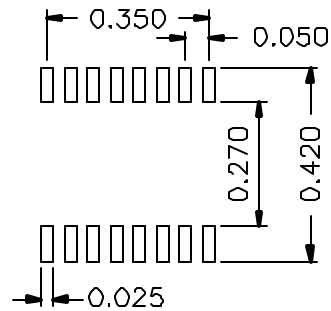
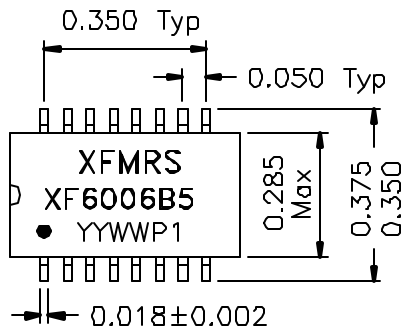
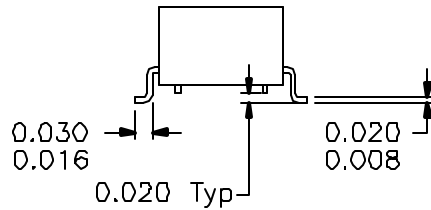
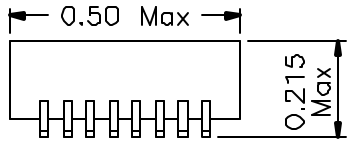


## 1. Dimensions:

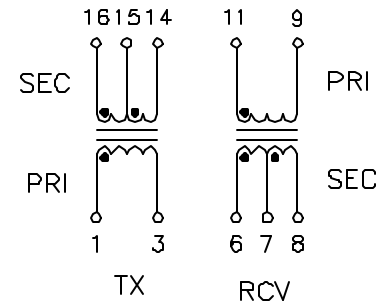


SUGGESTED FOOTPRINT

### Notes:

1. Solderability: Leads shall meet MIL-STD-202, Method 208D for solderability.
2. Flammability: UL94V-0
3. ASTM oxygen index: > 28%
4. Insulation System: Class F 155°C. UL file E151558
5. Operating Temperature Range: All listed parameters are to be within tolerance from -40°C to +85°C
6. Storage Temperature Range: -55°C to +125°C
7. Aqueous wash compatible
8. Designed to meet requirements of UL1459

## 2. Schematic:



## 3. Electrical Specifications: @25°C

Isolation: 1500 Vrms (PRI to SEC)

TX Turns Ratio: 1:2CT ±2% (PRI:SEC)

RCV Turns Ratio: 1:1CT ±3% (PRI:SEC)

TX PRI OCL: 600uH Minimum @100KHz 50mV

RCV PRI OCL: 600uH Minimum @100KHz 50mV

Cw/w: 40pF Maximum @100KHz 50mV (PRI/SEC)

TX PRI LL: 1.0uH Maximum @100KHz 50mV  
(SEC Shorted)

RCV PRI LL: 1.0uH Maximum @100KHz 50mV  
(SEC Shorted)

DC Res.: Tx Pri 1.0 Ohms Max

DC Res.: Tx Sec 2.0 Ohms Max

DC Res.: Rx Pri 1.2 Ohms Max

DC Res.: Rx Sec 1.2 Ohms Max

<b>XFMRs Inc</b>	Title: T1/E1/CEPT SINGLE PORT			
	UNLESS OTHERWISE SPECIFIED		P/N: XF6006B5	REV. A
	TOLERANCES: .xxx ±0.010		DWN. 康玉坤	Jan-25-00
	Dimensions in INCH		CHK. 李清儿	Jan-25-00
SHEET 1 OF 1		APP. BW	Jan-25-00	

DOC. REV A/1