

PLEASE CHECK WWW.MOLEX.COM FOR LATEST PART INFORMATION

Part Number: [0702464004](#)
Status: **Active**
Overview: [cgrid_sl_products](#)
Description: 2.54mm (.100") Pitch C-Grid® Header, Low Profile, Dual Row, Vertical, Shrouded, 40 Circuits, 0.127µm (5µ") Gold (Au) Plating, Tin(Sn) PC Tail Plating

Documents:

[3D Model](#) [Product Specification PS-70246-100 \(PDF\)](#)
[Drawing \(PDF\)](#) [RoHS Certificate of Compliance \(PDF\)](#)

Agency Certification

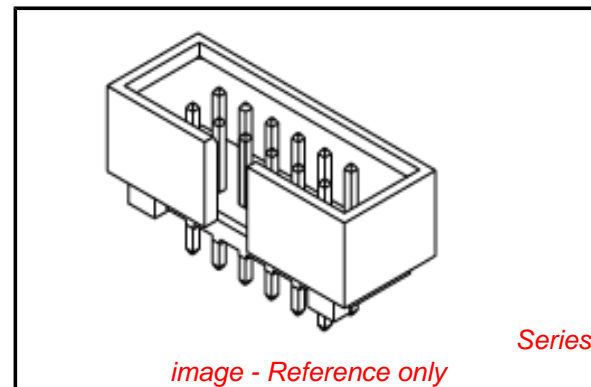
CSA LR19980
 UL E29179

General

Product Family PCB Headers
 Series [70246](#)
 Application Wire-to-Board
 Overview [cgrid_sl_products](#)
 Product Name C-Grid®

Physical

Breakaway No
 Circuits (Loaded) 40
 Circuits (maximum) 40
 First Mate / Last Break No
 Flammability 94V-0
 Glow-Wire Compliant No
 Guide to Mating Part No
 Keying to Mating Part None
 Lock to Mating Part None
 Material - Plating Mating Gold
 Material - Plating Termination Tin
 Number of Rows 2
 Orientation Vertical
 PC Tail Length (in) 0.135 In
 PC Tail Length (mm) 3.43 mm
 PCB Locator No
 PCB Retention None
 PCB Thickness Recommended (in) 0.062 In
 PCB Thickness Recommended (mm) 1.60 mm
 Packaging Type Tray
 Pitch - Mating Interface (in) 0.100 In
 Pitch - Mating Interface (mm) 2.54 mm
 Pitch - Term. Interface (in) 0.100 In
 Pitch - Term. Interface (mm) 2.54 mm
 Plating min: Mating (µin) 5.2
 Plating min: Mating (µm) 0.13
 Plating min: Termination (µin) 75.2
 Plating min: Termination (µm) 1.88
 Polarized to Mating Part Yes
 Polarized to PCB No
 Shrouded Closed Ends
 Stackable No
 Surface Mount Compatible (SMC) No
 Temperature Range - Operating -55°C to +120°C



EU RoHS

ELV and RoHS Compliant
REACH SVHC Contains SVHC: No
Halogen-Free Status

China RoHS



Need more information on product environmental compliance?

Email productcompliance@molex.com
 For a multiple part number RoHS Certificate of Compliance, [click here](#)

Please visit the [Contact Us](#) section for any non-product compliance questions.

Search Parts in this Series

[70246Series](#)

Mates With

[70450 SL™](#) Crimp Housing, [70058 SL™](#) Crimp Terminal

Termination Interface: Style Through Hole

Electrical

Current - Maximum per Contact 2.5A
Voltage - Maximum 250V DC

Solder Process Data

Duration at Max. Process Temperature (seconds) 10
Lead-free Process Capability Wave Capable (TH only)
Max. Cycles at Max. Process Temperature 1
Process Temperature max. C 265

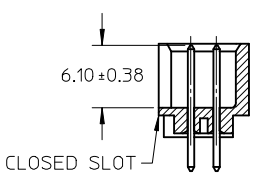
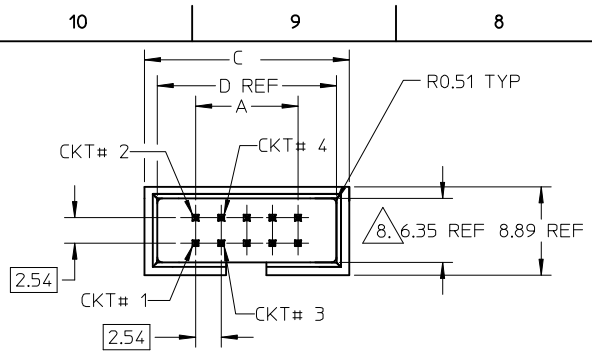
Material Info

Reference - Drawing Numbers

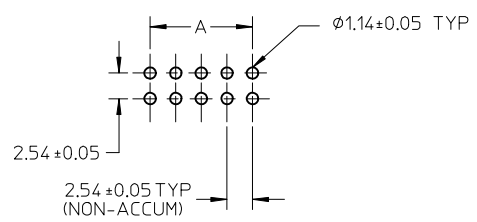
Packaging Specification PK-87835-001
Product Specification PS-70246-100
Sales Drawing SDA-70246-**20-25,39

This document was generated on 05/24/2010

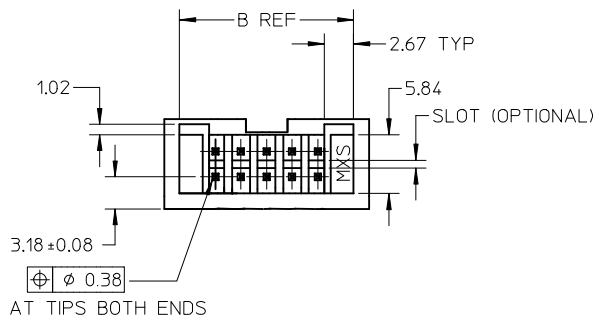
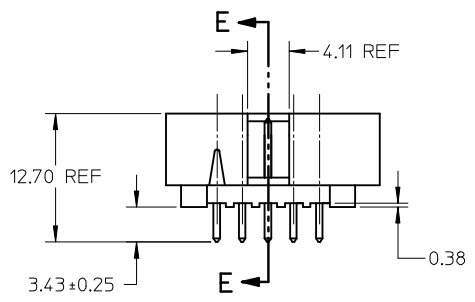
PLEASE CHECK WWW.MOLEX.COM FOR LATEST PART INFORMATION



MOLEX IRELAND PRODUCTION ONLY
(OPTION)



RECOMMENDED PCB HOLE LAYOUT



NOTES:

- PIN PUSHOUT FORCE (9072KG)/2LBS MIN.
- PIN SOLDERABILITY PER MOLEX SPEC. ES-152.
- PRODUCT SPEC: PS-70246 APPLIES.
- WAFER TO BE FLAT WITHIN .003 MM/MM.
- DIMENSIONS FOR PLATING LOCATION:
 - 5A MEASURE POINT FOR THICKNESS
 - 5B MINIMUM COVERAGE
- GOLD END OF PIN UNLESS OVERALL PLATED.

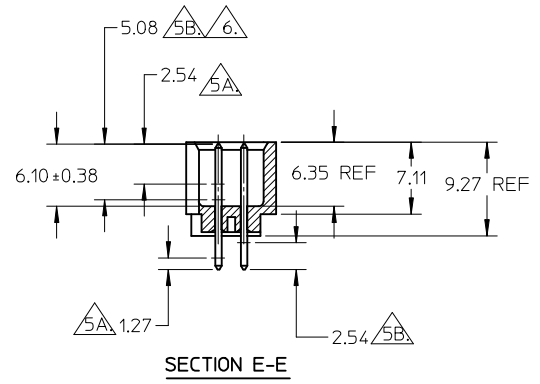
- 573 : 20 MICRO INCHES MIN GOLD PLATE ON CONTACT AND 100 MICRO INCHES MIN TIN PLATE ON SOLDER TAIL BOTH OVER 50 MICRO INCHES MIN NICKEL OVERALL.

8. DIM AT THE CENTRE OF THE SHROUDED WALL SHALL BE 5.91MM MIN. THIS SPEC IS VALID FOR ALL CKT SIZE.

9. MATERIAL:
HSG: GLASS FILLED PBT, UL94V-0, COLOUR BLACK
PIN: 0.64MM SQ. PIN PHOSPHOR BRONZE.

7. FINISH:

- 571 : 15 MICRO INCHES MIN GOLD PLATE ON CONTACT AND 75 MICRO INCHES MIN TIN PLATE ON SOLDER TAIL BOTH OVER 50 MICRO INCHES MIN NICKEL OVERALL.
- 574 : 30 MICRO INCHES MIN GOLD PLATE ON CONTACT AND 75 MICRO INCHES MIN TIN PLATE ON SOLDER TAIL BOTH OVER 50 MICRO INCHES MIN NICKEL OVERALL.
- 544 : 5 MICRO INCHES MIN GOLD PLATE ON CONTACT AND 75 MICRO INCHES MIN TIN PLATE ON SOLDER TAIL BOTH OVER 50 MICRO INCHES MIN NICKEL OVERALL.



SECTION E-E

ADD IN P/N (70246-1003)	DRWN: YCHONG	2009/06/25
WITH VOID CKT #1	CHKD: ATSEE	2009/06/30
EC No: S2009-0966	APPR: MLONG	2009/07/02
J1	REV	

QUALITY SYMBOLS	DESCRIPTION
▽=0	
∇=0	

GENERAL TOLERANCES (UNLESS SPECIFIED)	
	mm INCH
4 PLACES	± --- ± ---
3 PLACES	± --- ± ---
2 PLACES	± 0.20 ± ---
1 PLACE	± --- ± ---
ANGULAR ± 3 °	
DRAFT WHERE APPLICABLE MUST REMAIN WITHIN DIMENSIONS	

DIMENSION STYLE	
MM ONLY	
DRAWN BY	DATE
JENNIFER	1987/09/18
CHECKED BY	DATE
RWONG	1987/09/18
APPROVED BY	DATE
ALANB	1987/09/18
MATERIAL NO.	DOCUMENT NO.
SEE TABLE	SDA-70246-**20-25,39-41
SIZE	THIS DRAWING CONTAINS INFORMATION THAT IS PROPRIETARY TO MOLEX INCORPORATED AND SHOULD NOT BE USED WITHOUT WRITTEN PERMISSION
A3	

SCALE	DESIGN UNITS	THIRD ANGLE PROJECTION
NTS	METRIC	
TITLE		
C-GRID, SHROUDED HEADER (SLOTTED W/O STANDOFFS)		
MOLEX INCORPORATED		
DOCUMENT NO.		SHEET NO.
SDA-70246-**20-25,39-41		1 OF 2

	10	9	8	7	6	5	4	3	2	1
	PART NUMBER	CKT SIZE	VOID CKT	DIM A	DIM B	DIM C	DIM D	VOID CKT, ONLY APPLY TO PLATING CODE		
F	70246-08**	08	-	7.62	14.73	17.78	15.24	-		
	70246-10**	10	1	10.16	17.27	20.32	17.78	-		
	70246-12**	12	-	12.70	19.81	22.86	20.32	-		
	70246-14**	14	-	15.24	22.35	25.40	22.86	-		
	70246-16**	16	-	17.78	24.89	27.94	25.40	-		
	70246-20**	20	-	22.86	29.97	33.02	30.48	-		
	70246-24**	24	-	27.94	35.05	38.10	35.56	-		
	70246-26**	26	-	30.48	37.59	40.64	38.10	-		
E	70246-30**	30	-	35.56	42.67	45.72	43.18	-		
	70246-34**	34	-	40.64	47.75	50.80	48.26	-		
	70246-40**	40	-	48.26	55.37	58.42	55.88	-		
	70246-44**	44	-	53.34	60.45	63.50	60.96	-		
	70246-50**	50	-	60.96	68.07	71.12	68.58	-		
	70246-56**	56	-	68.58	75.69	78.74	76.20	-		
	70246-60**	60	-	73.66	80.77	83.82	81.28	-		
	70246-64**	64	-	78.74	85.85	88.90	86.36	-		
D	70246-72**	72	-	88.90	96.01	99.06	96.52	-		
	70246-25**	26	26	30.48	37.59	40.64	38.10	-		
	70246-1003	10	1	10.16	17.27	20.32	17.78	571		

LEGEND:

70246 - * * * * *

CKT SIZE

PLATING OPT.

SEE TABLE FOR DETAIL

△ PART NUMBER	PLATING OPTION
70246-**-01	571
70246-**-02	574
70246-**-04	544
70246-**-12	573

ADD IN P/N (70246-1003) WITH VOID CKT #1 EC No: S2009-0966 DRWN: YCHONG 2009/06/25 CHKD: ATSEE 2009/06/30 APPR: MLONG 2009/07/02	QUALITY SYMBOLS	GENERAL TOLERANCES (UNLESS SPECIFIED)	DIMENSION STYLE	SCALE	DESIGN UNITS	THIRD ANGLE PROJECTION	
	▽=0 ∇=0	mm INCH	MM ONLY	NTS	METRIC		
		4 PLACES ± --- ± ---	DRAWN BY DATE	TITLE C-GRID, SHROUDED HEADER (SLOTTED W/O STANDOFFS)			
		3 PLACES ± --- ± ---	JENNIFER 1987/09/18				
	2 PLACES ± 0.20 ± ---	CHECKED BY DATE	MATERIAL NO. DOCUMENT NO. SHEET NO.				
	1 PLACE ± --- ± ---	RWONG 1987/09/18					
	ANGULAR ± 3 °	APPROVED BY DATE	MOLEX INCORPORATED				
		ALANB 1987/09/18					
	DRAFT WHERE APPLICABLE MUST REMAIN WITHIN DIMENSIONS	SEE TABLE	SDA-70246-**-20-25,39-41 2 OF 2				
		SIZE A3	THIS DRAWING CONTAINS INFORMATION THAT IS PROPRIETARY TO MOLEX INCORPORATED AND SHOULD NOT BE USED WITHOUT WRITTEN PERMISSION				