

PLEASE CHECK WWW.MOLEX.COM FOR LATEST PART INFORMATION

Part Number: [0014562075](#)
Status: **Active**
Overview: [cgrid_sl_products](#)
Description: 2.54mm (.100") Pitch SL™ Insulation Displacement Connector Assembly, Female, Single Row, Version A, Nonpolarized, Wire Size 28, 0.38µm (15µ") Gold (Au), 7 Circuits

Documents:

[3D Model](#) [Product Specification PS-70400 \(PDF\)](#)
[Drawing \(PDF\)](#) [RoHS Certificate of Compliance \(PDF\)](#)

Agency Certification

CSA LR19980
 UL E29179

General

Product Family Ribbon Cable / Wire Trap Connectors
 Series [70400](#)
 Comments Terminals Preloaded
 Component Type Housing
 Glow-Wire Compliant No
 Overview [cgrid_sl_products](#)
 Product Name SL™

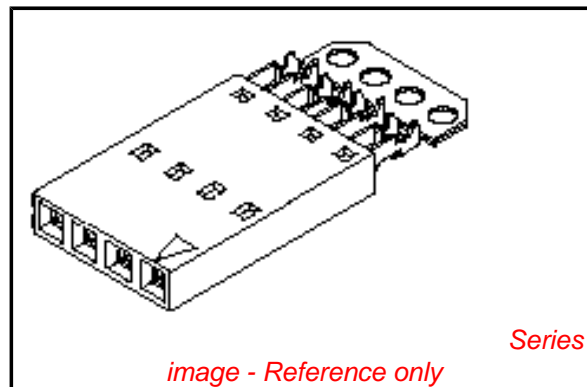
Physical

Circuits (Loaded) 7
 Color - Resin Black
 Durability (mating cycles max) 50
 Entry Angle Vertical
 Flammability 94V-0
 Lock to Mating Part None
 Material - Metal Phosphor Bronze
 Material - Plating Mating Gold
 Material - Plating Termination Tin
 Material - Resin Polyester Alloy
 Number of Rows 1
 PCB Retention None
 Packaging Type Tube
 Pitch - Mating Interface (in) 0.100 In
 Pitch - Mating Interface (mm) 2.54 mm
 Plating min: Mating (µin) 15
 Plating min: Mating (µm) 0.375
 Plating min: Termination (µin) 75
 Plating min: Termination (µm) 1.875
 Polarized to Mating Part No
 Stackable Yes
 Surface Mount Compatible (SMC) N/A
 Temperature Range - Operating -40°C to +105°C
 Termination Interface: Style IDT or Pierce
 Wire Insulation Diameter 1.35mm (.053") max.
 Wire Size AWG 28
 Wire/Cable Type Discrete Wire, Ribbon Cable

Electrical

Current - Maximum per Contact 3A
 Voltage - Maximum 250V

Material Info



EU RoHS

ELV and RoHS Compliant
REACH SVHC Not Reviewed
Halogen-Free Status Not Reviewed

China RoHS



Need more information on product environmental compliance?

Email productcompliance@molex.com
 For a multiple part number RoHS Certificate of Compliance, [click here](#)

Please visit the [Contact Us](#) section for any non-product compliance questions.

Search Parts in this Series

[70400Series](#)

Mates With

Single Row headers and housings, [8624](#) , [70203](#) , [42375](#) , [42377](#)

Use With

[7307](#) Tinned 28AWG, [7767](#) Topcoat 28AWG, [24241](#) Tinned 26AWG, [8996](#) Topcoat 26AWG, [24226](#) Tinned 24AWG, [8997](#) Topcoat 24AWG, [24369](#) High Flex 26AWG, [24389](#) High Flex 24AWG

Application Tooling | FAQ

Tooling specifications and manuals are found by selecting the products below. Crimp Height Specifications are then contained in the Application Tooling Specification document.

Global

| Description | Product # |
|-------------------------------|----------------------------|
| Hawk Semi- Automatic Discrete | 0011201337 |

Old Part Number

70400-0881

Reference - Drawing Numbers

Product Specification

Sales Drawing

PS-70400

SDA-70400-0876-0899

Wire Terminator for
SL - Rebuilt US*

Hawk™ Ribbon 0623003000

Cable Terminator for
SL without Break-off

Hawk™ Semi- 0623004900

Automatic Discrete

Wire Terminator

for SL - Rebuilt CE

Approved*

Hawk™ Flat Flex 0623005200

Cable Terminator for
SL with Break-off

Hawk™ Ribbon 0623005300

Cable Terminator

with for SL Break-off

IDT Discrete 0621000700

Handtool Module for

SL™

Hawk™ Semi- 0623003100

Automatic Discrete

Wire Terminator for

SL

This document was generated on 05/20/2010

PLEASE CHECK WWW.MOLEX.COM FOR LATEST PART INFORMATION

OPTION A

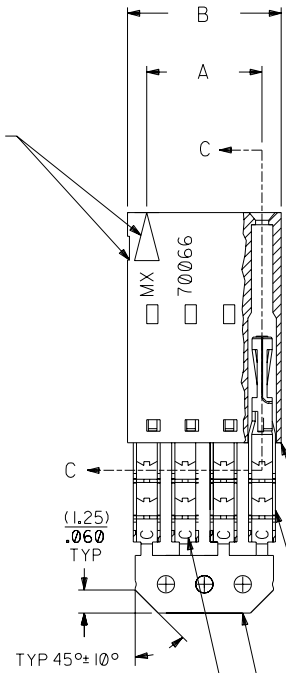
NOTES:

- 1) TO BE USED WITH (28) AWG. STRANDED WIRE WITH (1.35)/.053 DIA. MAX. INSULATION.
- 2) SEE CHART FOR CIRCUIT SIZES.
- 3) STANDARD PACKAGING PER PK-70400-0001. OPTIONAL PACKAGING MAY BE AVAILABLE, REQUEST DWG. PK-70400
- 4) PARTS STACKABLE END TO END AND SIDE BY SIDE ON (2.54)/.100 CENTERS.
- 5) REFER TO PRODUCT SPECIFICATION: PS-70400.
- 6) SEE DWG. SDA-70400-**** (SHT. 5) FOR OPTIONAL HOUSING DETAILS.
- 7) 4 CIRCUIT SHOWN.
- 8) TO MATE WITH MOLEX (2.54)/.100 CENTERLINE HEADERS.

9) 2 CIRCUIT ASSEMBLIES SUPPLIED AS GROUPED PAIRS.



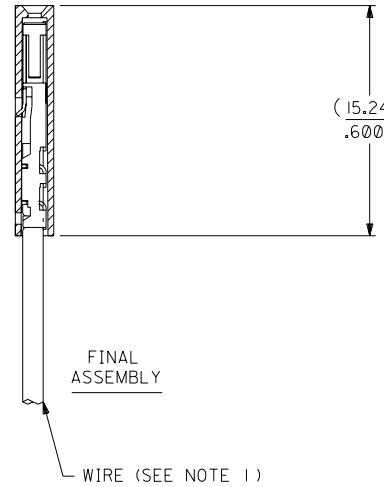
CIRCUIT NO. 1
SLOT OR ARROW



SECTION C-C



PRE-LOADED ASSEMBLY



FINAL ASSEMBLY

HOUSING PART NO. 70066-****
MATERIAL: G.F. POLYESTER, 94V-0

TERMINAL PART NO. 70028-****
MATERIAL: PHOSPHOR BRONZE
PLATING PER ES-88-***

15 GOLD - .000015 MIN. GOLD IN SELECT AREA WITH
.000075 MIN. TIN
IN SELECT AREA OVER .000050 MIN. NICKEL
OVER-ALL.

*THE PRIMARY SHIPPING CARTON WILL BE LABELED "COMPLIANT TO
ROHS DIRECTIVE 2002/95/EC AND ELV ANNEX II OF DIRECTIVE 2000/53/EC".
CARTONS WITHOUT THIS LABEL MAY CONTAIN PRODUCT WITH LEAD.

| I.D. SLOT CODE TO WIRE GAUGE CHART | |
|------------------------------------|------------|
| I.D. SLOT CODE | WIRE GAUGE |
| C | 28 AWG. |

| PLATING CODE (STRIPE ON CARRIER STRIP) | |
|--|--------|
| PLATING | COLOR |
| 15 GOLD | YELLOW |

| CKT. SIZE | DIMENSIONS (INCH) | | EDP. NO. | ENG. NO. |
|-----------|--------------------|--------------------|------------|--------------|
| | A | B | | |
| 2 | (2.54) .100 | (5.05) .199 | 14-56-2025 | A-70400-0876 |
| 3 | (5.08) .200 | (7.59) .299 | 14-56-2035 | A-70400-0877 |
| 4 | (7.62) .300 | (10.13) .399 | 14-56-2045 | A-70400-0878 |
| 5 | (10.16) .400 | (12.67) .499 | 14-56-2055 | A-70400-0879 |
| 6 | (12.70) .500 | (15.21) .599 | 14-56-2065 | A-70400-0880 |
| 7 | (15.24) .600 | (17.75) .699 | 14-56-2075 | A-70400-0881 |
| 8 | (17.78) .700 | (20.29) .799 | 14-56-2085 | A-70400-0882 |
| 9 | (20.32) .800 | (22.83) .899 | 14-56-2095 | A-70400-0883 |
| 10 | (22.86) .900 | (25.37) .999 | 14-56-2105 | A-70400-0884 |
| 11 | (25.54) 1.000 | (27.91) 1.099 | 14-56-2115 | A-70400-0885 |
| 12 | (27.94) 1.100 | (30.45) 1.199 | 14-56-2125 | A-70400-0886 |
| 13 | (30.48) 1.200 | (32.99) 1.299 | 14-56-2135 | A-70400-0887 |
| 14 | (33.02) 1.300 | (35.53) 1.399 | 14-56-2145 | A-70400-0888 |
| 15 | (35.56) 1.400 | (38.07) 1.499 | 14-56-2155 | A-70400-0889 |
| 16 | (38.01) 1.500 | (40.61) 1.599 | 14-56-2165 | A-70400-0890 |
| 17 | (40.64) 1.600 | (43.15) 1.699 | 14-56-2175 | A-70400-0891 |
| 18 | (43.18) 1.700 | (45.69) 1.799 | 14-56-2185 | A-70400-0892 |
| 19 | (45.72) 1.800 | (48.23) 1.899 | 14-56-2195 | A-70400-0893 |
| 20 | (48.26) 1.900 | (50.77) 1.999 | 14-56-2205 | A-70400-0894 |
| 21 | (50.80) 2.000 | (53.31) 2.099 | 14-56-2215 | A-70400-0895 |
| 22 | (53.34) 2.100 | (55.85) 2.199 | 14-56-2225 | A-70400-0896 |
| 23 | (55.88) 2.200 | (58.39) 2.299 | 14-56-2235 | A-70400-0897 |
| 24 | (58.42) 2.300 | (60.93) 2.399 | 14-56-2245 | A-70400-0898 |
| 25 | (60.96) 2.400 | (63.47) 2.499 | 14-56-2255 | A-70400-0899 |

| I.D. SLOT CODE TO WIRE GAUGE CHART | |
|------------------------------------|------------|
| I.D. SLOT CODE | WIRE GAUGE |
| C | 28 AWG. |

| PLATING CODE (STRIPE ON CARRIER STRIP) | |
|--|--------|
| PLATING | COLOR |
| 15 GOLD | YELLOW |

| REVISED PER | REVISIONS | DATE |
|---|-----------|------|
| ECR NO. U82110 10-17-88 | E | |
| REVISION PER ECR #U80110 2/3/88 | D | |
| ADD CARRIER CHAMF ECN #UDT1998-0280 05/20/98 LMCGRATH | EI | |
| REDRAWN ON CAD ECR# 8842 5/8/86 W.Z. | C | |
| LTR. | REVISIONS | LTR. |

| DIMENSIONS SHOWN (METRIC) INCH | |
|--|----------------|
| UNLESS OTHERWISE SPECIFIED TOLERANCES: ANGULAR ± 1/2° | |
| 3 PLACE ± .010 | METRIC --- |
| 2 PLACE ± .014 | ± 0.25 |
| 1 PLACE --- | ± 0.35 |
| DRAWING WHERE APPLICABLE MUST REMAIN WITHIN DIMENSIONS | |
| DRWG. BY: WAZ | CHK'D. BY: WAZ |
| APP'D. BY: | SCALE: 4:1 |

| REVISE ONLY ON CAD SYSTEM | |
|--|---|
| TITLE | ASSEMBLY, SL CONNECTOR (SINGLE ROW- (2.54)/.100 GRID) |
| MOLEX INCORPORATED | |
| SHEET NO. 60532 | DATE 10/10/84 |
| PART NO. SDA-70400-0876-0899 | DRWG. NO. SDA-70400-0876-0899 |
| FILE NAME: S70400AX6 | DIV. DA |
| THIS DRAWING CONTAINS INFORMATION THAT IS PROPRIETARY TO MOLEX INC. AND SHOULD NOT BE USED WITHOUT WRITTEN PERMISSION. | |