

EtherNID EE

Ethernet Services Demarcation Point



Key features

The growing demand for Ethernet Services is exploding everywhere.

Carriers contending in this competitive market space are faced with several challenges:

- **Setting a clear Demarcation Point between the Customers' and the Carriers' Ethernet Network**
- **Implementing Operations, Administration and Maintenance (OAM), to reduce OPEX and minimize truck-roll**
- **Assuring End-to-End Service Level Agreement (SLA) parameters**
- **Offering Carrier-Grade Reliability**

All of this while avoiding any impact on network performance and keeping CAPEX at a minimum

The Accedian EtherNID™ EE Demarcation Device (EDD) offers the solution to these challenges by implementing standards-based OAM and loop-back capabilities. Providing a Performance Assurance Agent™ (PAA™) allows measuring and tracking End-to-End SLA parameters such as Latency, Jitter, Packet Loss and Availability in a continuous manner, while the service is running.

Acting as an electrical port extension to basement-located Access Platforms the EtherNID™ EE is the ideal vehicle to define a clear network boundary at the customer premises of multi-tenant commercial environments. The EtherNID™ is also used at inter-carrier handoff points to sectionalize E-Lines that span across multiple service providers, thus eliminating finger pointing.

Furthermore, the EtherNID™ EE's high-performance Fast-Thru™ engine minimizes intrinsic packet-jitter and latency of the device, thus allowing the deployment of multiple units along an End-to-End Ethernet Service Path without introducing any significant latency or jitter to the service itself.

The EtherNID™ EE's ports can also be configured for Monitoring where external test devices can be connected to perform non-intrusive, in-service troubleshooting, thus offering Layer 1 to 4 visibility in each direction independently or combined, a function that carriers are used to with traditional demarcation devices but lacking from current Ethernet service delivery methods. Furthermore, intelligent wire-speed filters can be applied to selectively monitor specific traffic.

Additionally, the EtherNID™ EE can be optionally line-powered using Power over Ethernet (PoE) and offers a fail-over bypass circuitry (electrical) for added reliability.

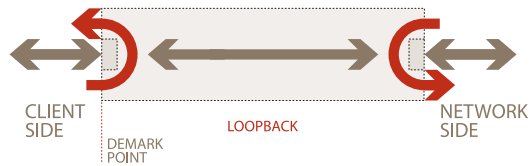
The EtherNID™ EE interacts seamlessly with Ethernet OAM compliant devices, supports SNMP, comes with an embedded Web GUI and can be optionally managed via a Management VLAN.

Designed very cost effectively for volume deployment, the EtherNID™ EE unlocks the business case for High-Performance, manageable Metro Ethernet service delivery in the last-mile.

Features and Benefits

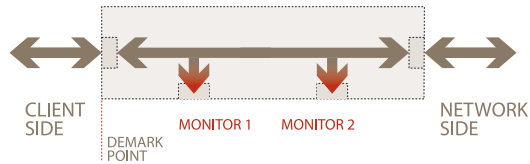
Ethernet OAM & loop-backs

Better visibility, easier maintenance, reduced truck-rolls



Dual Tap/Monitoring ports

Allows non-intrusive Monitoring Access to live traffic, avoids chasing "ghosts"



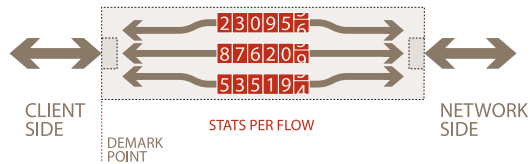
Traffic Filtering/Policing

Allows blocking unwanted traffic types (e.g. BPDU/STP/L2CP) and controlling which VLANs are allowed



Per-Flow Statistics

Allows tracking bandwidth utilization of every stream/EVC delivered



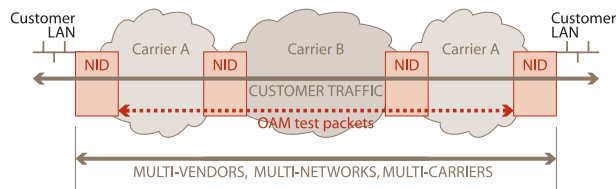


Applications

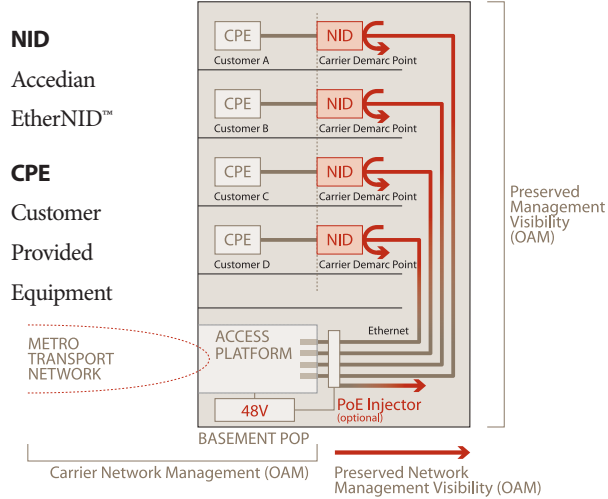
- Customer Premises Located Intelligent Ethernet Demarcation Device
- Inter-Carrier Handoff Demarcation
- End-to-End SLA-Meter™
- Intelligent extension to Metro Access Platforms
- Wire-speed Remote Loop-back responder to Portable or Centralized Ethernet Test-sets
- Intelligent Wire-speed Ethernet Monitor/Tap troubleshooting device

Multi-carrier Performance Assurance Agent™ (PAA™) Application

- Assures in-service, End-to-End SLA across Multi-Vendor/Multi-Carrier and Layer 1-2-3 networks



Business Multi-Tenant Building Application



Specifications

Network-side interface

10/100BaseTX

Connector: RJ-45
(Auto-negotiation/Auto MDIX)

Client-side interface

10/100BaseTX

Connector: RJ-45
(Auto-negotiation/Auto MDIX)

NID features

IEEE 802.3ah Ethernet OAM

Implements a Two-Port MAC Relay (TPMR) function aligned with IEEE's 802.1aj, 802.1ad, and 802.1ag/ITU-T Y.1731 drafts

Loop-backs:

- Layer 1, Layer 2 (MAC Swap), Layer 3 (IP Swap), Layer 4 (TCP/UDP Port Swap)
- Automatically reacts to in-band loop-back commands of industry-popular Ethernet test-sets
- Individual VLAN loop-backs
- Loop-back on specific MAC source and/or destination address
- Loop-back on specific IP source and/or destination address

Thru-Traffic Per-flow statistics (per VLAN, per Ethertype, per ToS, per CoS, per MAC, per IP, etc.)

VLAN Tagging/De-tagging

VLAN Stacking (.1Q in .1Q)

Through Traffic Wire-Speed Filtering (L2CP, BPDU, per-VLAN, Ethertype, Protocol type, MAC, IP, User Defined)

Dual Monitor Access Ports providing individual access to both signal directions, combined access to both directions, Layer 1 mapping and intelligent filtering

Integrated Copper TDR cable integrity testing

Dying Gasp (via 802.3ah or SNMP traps)

Supports packet sizes up to 1800 bytes

Fault Propagation

Performance Assurance Agent™ (PAA™)

Constant in-service monitoring of SLA parameters including:

Packet loss

- Two-way delay (Round-trip Latency)
- Two-way delay variation (Round-trip Jitter)
- One-way delay variation (One-way Jitter)
- Continuous End-to-End path Continuity Check

High Precision measurements: 1 microsecond accuracy

Works at Layer 2 and Layer 3

Assures SLAs per VLAN/per CoS/per ToS/per EVC

Can work in point-to-point or point-to-multi-point

Multiple Instance capable (Multi-SLA™)

User settable SLA threshold crossing alerts using SNMP traps

Inline transparent performance

Throughput: wire-speed (100Mb/s at 100% utilization)

Intrinsic Passthrough Traffic Latency: <8 microsecond (at all packet sizes)

Intrinsic Passthrough Traffic Jitter: <1 microsecond (at all packet sizes)

Intrinsic Latency for Intelligent Loopback: <8 microsecond (at all packet sizes)

Intrinsic Jitter for Intelligent Loopback: <1 microsecond (at all packet sizes)

Optional Network-Client Power Fail-over bypass mode

Physical

1.60" H x 5.34" W x 5.80" D

Mounting:

- Desktop
- Wall-mount
- Rack-mount (2 units side-by-side in 1U)
- 12 position, high-density, 19" central office shelf (4U): EtherSHELF™

Management

In-band remote management over the Ethernet customer line via Network-side interface

Local Management craft port: 10/100BaseT, RJ-45 connector

Serial RS-232 Management port: RJ-45 connector

Secure Web GUI via SSL

Secure CLI command prompt via SSH

SNMP V1, V2C

Management VLAN

802.3ah EFM OAM

NTP client

Remote and Local Syslog

Radius Authentication

DNS Client

DHCP Client

Config. import/export

FTP, TFTP, SFTP, HTTP

Power options all included as standard and redundant between each other

External AC/DC adapter (120-240 Vac auto-sensing, 50-60 Hz), 5 Vdc input to unit

Dual (A/B) -48Vdc Central Office Supply inputs

PoE from RJ-45 (802.3af)

Power Consumption: 5 watts

Cooling: convection cooled (no fans)

Regulatory

IEC 60950

FCC Part 15 Class A

Industry Canada CS-03

CE Mark

Operating Temperature

0-50 degree C

Storage Temperature

-40 to 70 degree C

Humidity

5-95% non-condensing



EtherNID EE



EtherNID GE



EtherNID OE

Model number	Product name	Description
ACC701-000	EtherNID™ EE	10/100Mb/s Electrical-to-Electrical Ethernet Demarcation Device.

Accessories

ACC704-000	EtherSHELF™	Rackmount 4U Vertical Mounting Shelf, fits 12 EtherNID™ units individually fused, -48V (A/B) redundant power feeds, can mix and match EE, OE, and GE models.
ACC706-000	2 Unit Rackmount Bracket	Rackmount 1U Horizontal Mounting Bracket, fits 2 EtherNID™ units.
ACC705-000	1 Unit Rackmount Bracket	Rackmount 1U Horizontal Mounting Bracket, fits 1 EtherNID™ unit.

Related products

ACC703-000	EtherNID™ GE	10/100/1000Mb/s Ethernet Demarcation Device.
ACC702-000	EtherNID™ OE	10/100Mb/s Optical to Electrical Ethernet

All statements, technical information and recommendations related to the products herein are based upon information believed to be reliable or accurate. However, the accuracy or completeness thereof is not guaranteed, and no responsibility is assumed for any inaccuracies. The user assumes all risks and liability whatsoever in connection with the use of a product or its applications. JDSU reserves the right to change at any time without notice the design, specifications, function, fit or form of its products described herein, including withdrawal at any time of a product offered for sale herein. JDSU makes no representations that the products herein are free from any intellectual property claims of others. Please contact JDSU for more information. JDSU and the JDSU logo are trademarks of JDS Uniphase Corporation. Other trademarks are the property of their respective holders. © 2006 JDS Uniphase Corporation. All rights reserved. 30149050 001 0707 ETHERNIDEE.DS.CPO.TM.AE

Test & Measurement Regional Sales

NORTH AMERICA TEL: 1 866 228 3762 FAX: +1 301 353 9216	LATIN AMERICA TEL:+55 11 5503 3800 FAX:+55 11 5505 1598	ASIA PACIFIC TEL:+852 2892 0990 FAX:+852 2892 0770	EMEA TEL:+49 7121 86 2222 FAX:+49 7121 86 1222	WEBSITE: www.jdsu.com
---	--	---	---	--