



PJESD5V6LC-2W SERIES

Low capacitance TVS arrays for ESD protection

VOLTAGE 3~5 Volts **POWER** 30 Watts

SOT-323 Unit: inch (mm)

FEATURES

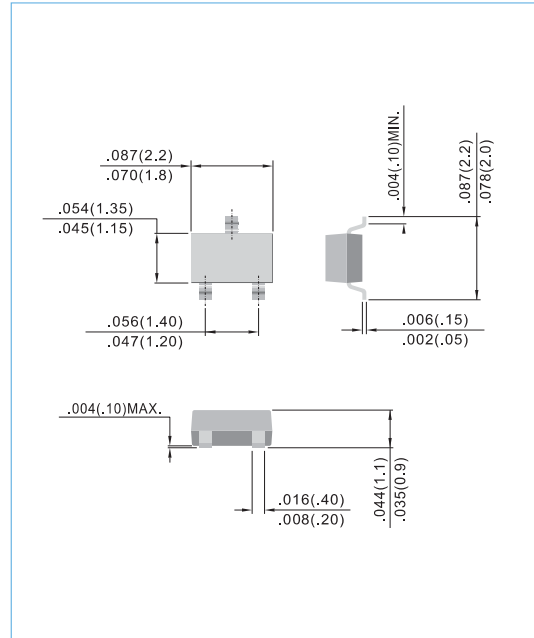
- ESD Passed devices : Air mode 15KV ,human body mode 8KV
- In compliance with EU RoHS 2002/95/EC directives

MECHANICAL DATA

- Case: SOT-323, Plastic
- Terminals: Solderable per MIL-STD-750, Method 2026
- Approx. Weight: 0.005gram

APPLICATIONS

- Computers
- Printers
- Communication systems
- Cellular phone handsets and accessories
- Wireline and wireless telephone sets
- Set top boxes

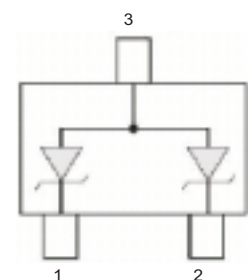


ABSOLUTE RATINGS (T_A=25°C)

Parameter		Symbol	Value	Unit
Peak pulse power (8/20μs) ⁽¹⁾	T _J initial=T _{amb}	P _{PP}	30	W
Junction temperature		T _J	150	°C
Storage temperature range		T _{STG}	-55 to + 150	°C
Maximum lead temperature for soldering during 10s		T _L	260	°C
Operating temperature range		T _{OP}	-40 to + 150	°C

ELECTRICAL CHARACTERISTICS (T_A=25°C)

Part Number	V _{BR} @1mA		I _{RM} @V _{RM}		C _J @0V	Marking
	Min	Max	Max	V _{RM}	Typ	
	V	V	μA	V	pF	
PJESD5V6LC-2W	5.32	5.88	0.5	3.0	8.0	SAO
PJESD6V2LC-2W	5.89	6.51	0.5	4.3	8.0	SAY
PJESD6V8LC-2W	6.37	7.04	0.5	5.0	8.5	SAZ



NOTE : 1.For a surge greater than the maximum values, the diode will fail in short-circuit.



PJESD5V6LC-2W SERIES

Figure 1. Peak power dissipation versus initial junction temperature

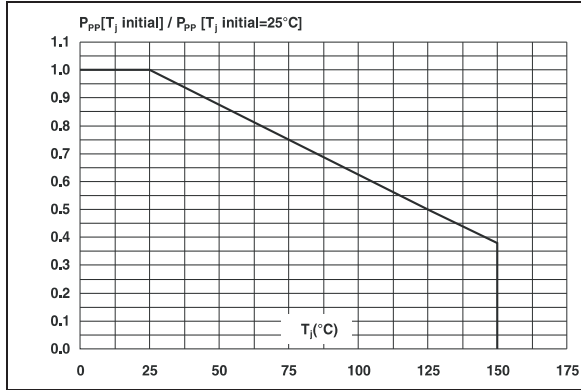


Figure 2. Peak pulse power versus exponential pulse duration (T_j initial = 25° C)

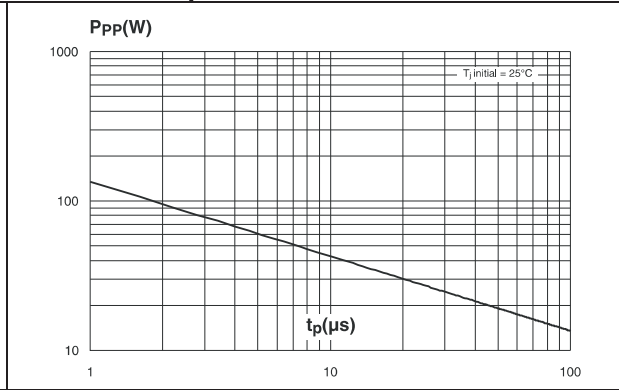


Figure 3. Clamping voltage versus peak pulse current (typical values, rectangular waveform)

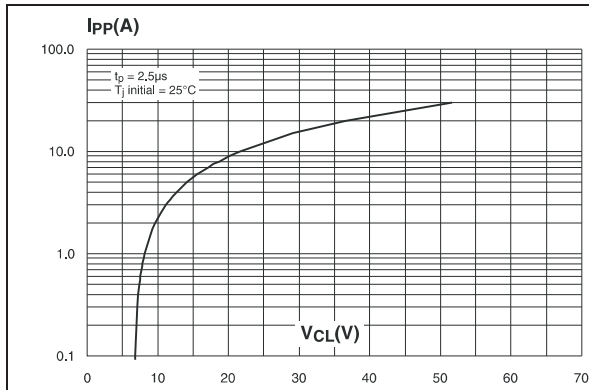


Figure 4. Forward voltage drop versus peak forward current (typical values)

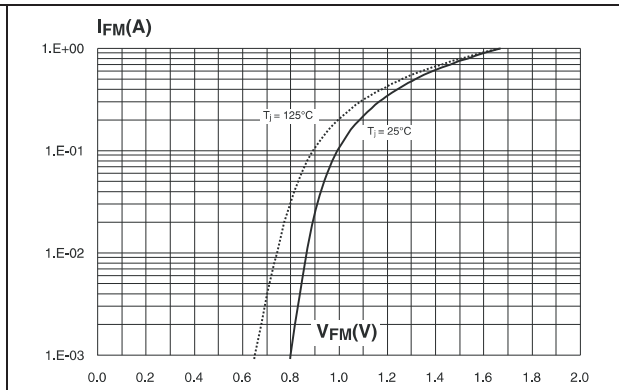
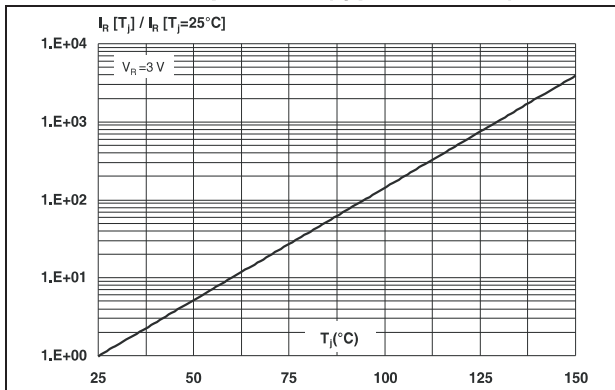


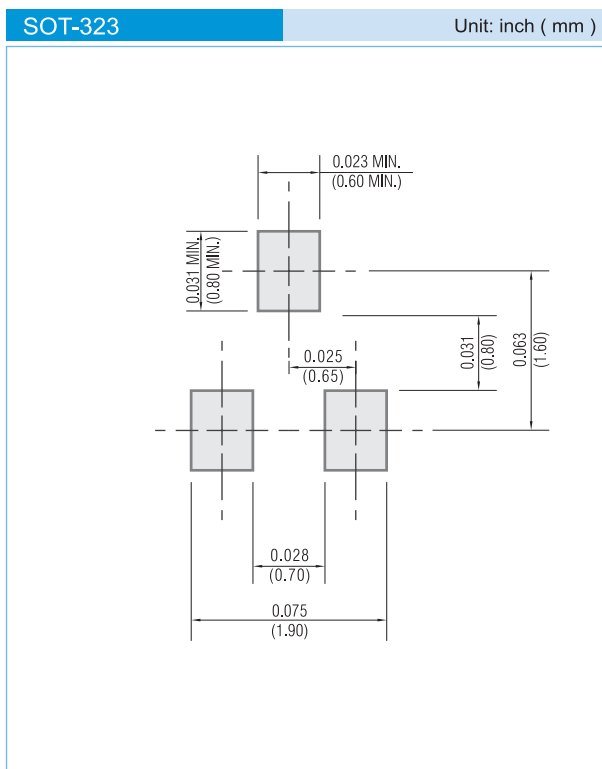
Figure 5. Relative variation of leakage current versus junction temperature (typical values)





PJESD5V6LC-2W SERIES

MOUNTING PAD LAYOUT



ORDER INFORMATION

- Packing information
 - T/R - 12K per 13" plastic Reel
 - T/R - 3K per 7" plastic Reel

LEGAL STATEMENT

Copyright PanJit International, Inc 2009

The information presented in this document is believed to be accurate and reliable. The specifications and information herein are subject to change without notice. Pan Jit makes no warranty, representation or guarantee regarding the suitability of its products for any particular purpose. Pan Jit products are not authorized for use in life support devices or systems. Pan Jit does not convey any license under its patent rights or rights of others.