


# VXO-1S-DS-6p

SMD VCXO  
LVDS

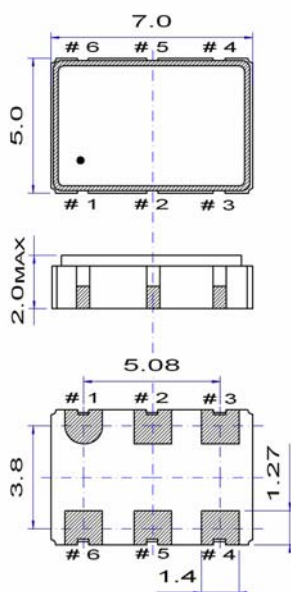
QuartzCom  
the communications company



## Features

- Applications: wireless communications, 10 Gigabit Ethernet, SDH, SONET, Fibre Channel, DSL, GPON
- Output frequency up to 312.5 MHz
- Low jitter < 0.5 ps

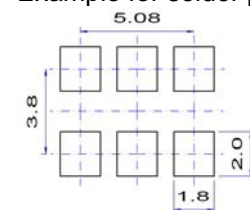
Parameter	Specification	
	VXO-1S25-DS-6p	VXO-1S3-DS-6p
Frequency range	19.44 ~ 312.5 MHz	
Standard frequencies	19.44, 76.80, 77.76, 106.25, 120.00, 122.88, 125.00, 153.60, 155.52 156.25, 159.375, 161.1328, 200.00, 212.5 & 256.00 MHz	
Supply voltage	+2.5 V $\pm$ 5 %	+3.3 V $\pm$ 5 %
Supply current	30 ~ 75 mA	
Frequency stability (all inclusive) (*)	< $\pm$ 25 ppm < $\pm$ 50 ppm	over -20 ~ +70 °C over -40 ~ +85 °C
Output signal	LVDS	
Output voltage	$V_{OH} \leq 1.60$ V	$V_{OL} \geq 0.9$ V
Output load	100 $\Omega$	
Symmetry	45 ~ 55 %	@ 1/2 Vdc
Rise / Fall time	1 ~ 3 ns	
Frequency pulling range	$\pm$ 50 ~ $\pm$ 100 ppm	
Voltage control	+1.25 V $\pm$ 1.25 V	+1.65 V $\pm$ 1.35 V
Enable / Disable function	Pin #2 = high or open Pin #2 = low	Pin #4 & #5 $\rightarrow$ (E) signal Pin #4 & #5 $\rightarrow$ (D) no signal
Jitter (rms)	< 0.5 ps @ 12 kHz ~ 20 MHz from carrier frequency	
Operating temperature range	-20 ~ +70 °C -40 ~ +85 °C	commercial application industrial application
Packaging units	tape & reel	500 or 1'000 pieces
(*) All inclusive frequency stability vs. temperature, tolerance, aging, supply & load variation		
Customer specifications on request		



## Pin function

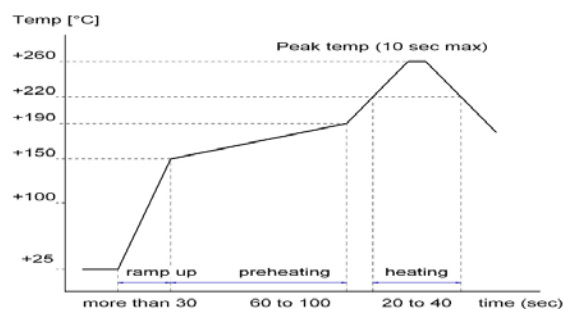
- # 1 Vc Voltage control
- # 2 E/D
- # 3 GND
- # 4 Output
- # 5 Complementary output
- # 6 Vdc

## Example for solder pattern



Do not design any conductive path between the pattern

## Example for IR reflow soldering temperature



2002/95/EC RoHS compliant

31 Mar. 10

QuartzCom AG  
sales@quartzcom.com

QuartzCom Asia  
sales-asia@quartzcom.com

QuartzCom USA  
sales-usa@quartzcom.com

[www.quartzcom.com](http://www.quartzcom.com)

ISO 9001  
BUREAU VERITAS  
Certification

