

PLEASE CHECK WWW.MOLEX.COM FOR LATEST PART INFORMATION

Part Number: **0511101260**
Status: **Active**
Overview: milligrd
Description: 2.00mm (.079") Pitch, Milli-Grid™ Crimp Housing, 12 Circuits, without Center Polarization Key, with Locking Ramp, Leadfree

Documents:

[3D Model](#) [Product Specification PS-51110-001 \(PDF\)](#)
[Drawing \(PDF\)](#) [RoHS Certificate of Compliance \(PDF\)](#)

Agency Certification

CSA LR19980
 UL E29179

General

Product Family Crimp Housings
 Series [51110](#)
 Comments Applicable Wire Range: AWG #24 - #30
 Overview [milligrd](#)
 Product Literature Order No 987650-1991
 Product Name Milli-Grid™

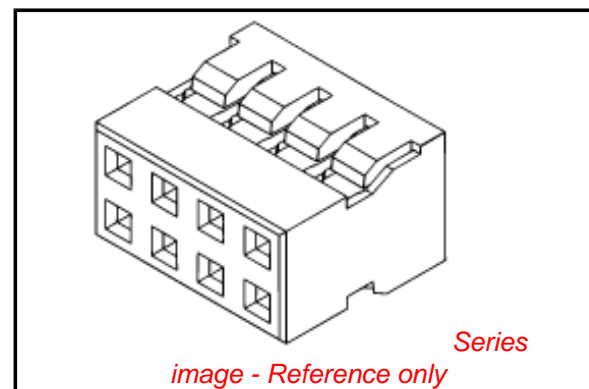
Physical

Circuits (maximum) 12
 Color - Resin Black
 Flammability 94V-0
 Gender Female
 Glow-Wire Compliant No
 Lock to Mating Part Yes
 Material - Resin Polyester
 Number of Rows 2
 Packaging Type Bag
 Panel Mount No
 Pitch - Mating Interface (in) 0.079 In
 Pitch - Mating Interface (mm) 2.00 mm
 Polarized to Mating Part Yes
 Stackable Yes
 Temperature Range - Operating -40°C to +105°C

Material Info

Reference - Drawing Numbers

Product Specification PS-51110-001
 Sales Drawing SD-51110-**60



EU RoHS

ELV and RoHS Compliant
REACH SVHC Contains SVHC: No
Halogen-Free Status

China RoHS



Not Halogen-Free

Need more information on product environmental compliance?

Email productcompliance@molex.com
 For a multiple part number RoHS Certificate of Compliance, [click here](#)

Please visit the [Contact Us](#) section for any non-product compliance questions.

Search Parts in this Series

[51110Series](#)

Mates With

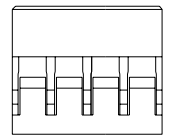
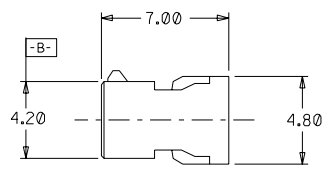
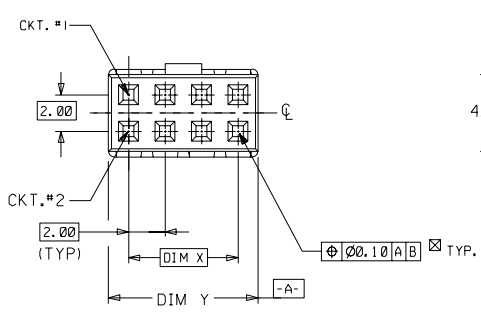
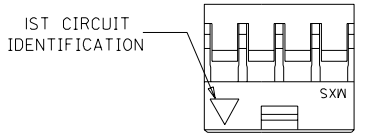
[87758](#) Vertical, Through Hole, Stackable PCB Header, [87759](#) Vertical, Surface Mount, Stackable PCB Header, [87760](#) Right Angle, Through Hole, Stackable PCB Header, [87831](#) Vertical, Through Hole PCB Header, [87832](#) Vertical, Surface Mount PCB Header, [87833](#) Right Angle, Through Hole PCB Header

Use With

[50394](#) Crimp Terminals

PART NUMBER	CKT SIZE	DIM X	DIM Y
51110-0460	4	2.00	4.20
51110-0660	6	4.00	6.20
51110-0860	8	6.00	8.20
51110-1060	10	8.00	10.20
51110-1260	12	10.00	12.20

DWG. NO. SD 51110-***60
 CAD FILE S5111060.DGN



LEGEND:

51110 - ***60
 └─── CKT SIZE

NOTES:

- FOR ILLUSTRATION PURPOSES, 8 CKT SIZE HSG. IS SHOWN.
- PARTS TO BE USED WITH CRIMP TERMINAL PART NUMBER 50394-8***.
- APPLICABLE WIRE RANGE : AWG #24 - #30.
- WIRE INSULATION RANGE : DIAMETER 1.40MM MAXIMUM.

MM

DO NOT SCALE DRAWING

				MATERIAL :		GLASS-FILLED POLYESTER UL RATED 94V-0 COLOR BLACK		MOLEX SINGAPORE PTE LTD SHEET OF	
				FINISH :					
A	REL PER PDR*95-04-0029	S60074	SEE JACK	950815			DWG. NO.:		REV A
I	PROPOSAL ONLY			950522			SD 51110-***60		
LTR	REVISION RECORD	ECN	DR	CHK	DATE	DRAWN BY SEE 950815	CHK'D BY	TITLE :	
REVISE ONLY ON CAD SYSTEM						APPR'D BY	SCALE 4 : 1	2MM GRID, WIRE-TO-BOARD CONN. CRIMP RECEPTACLE HSG.	