

CMXSTB200
 CMXSTB300
 CMXSTB400

**SURFACE MOUNT SILICON
 FORWARD REFERENCE DIODE
 (STABISTOR)**



www.centrasemi.com



SOT-26 CASE

DESCRIPTION:

The CENTRAL SEMICONDUCTOR CMXSTB200 Series types are multi-chip silicon diodes mounted in a surface mount SOT-26 case and designed for applications requiring controlled forward voltage characteristics such as voltage regulation, sensing, and comparing. This series is a surface mount alternative to the 1N4156, 1N4157, and 1N5179 leaded devices, respectively. Special selections of DC parameters including V_F at various test conditions are available on special order.

**MARKING CODES: CMXSTB200: CST2
 CMXSTB300: CST3
 CMXSTB400: CST4**

MAXIMUM RATINGS: ($T_A=25^\circ\text{C}$)

Power Dissipation
 Operating and Storage Junction Temperature

SYMBOL

P_D
 T_J, T_{stg}

350
 -65 to +150

UNITS

mW
 $^\circ\text{C}$

ELECTRICAL CHARACTERISTICS PER DEVICE - TESTED BETWEEN PIN 1 AND PIN3: ($T_A=25^\circ\text{C}$)

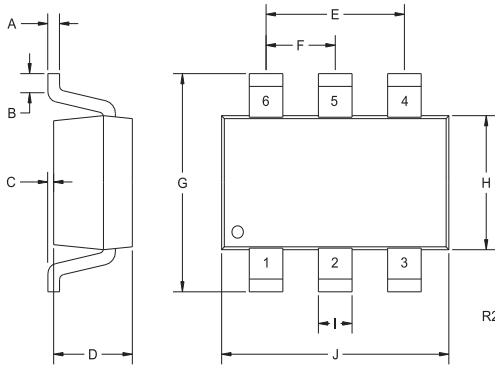
SYMBOL	TEST CONDITIONS	CMXSTB200		CMXSTB300		CMXSTB400		UNITS
		MIN	MAX	MIN	MAX	MIN	MAX	
I_R	$V_R=20\text{V}$		10		10		10	μA
V_F	$I_F=1.0\text{mA}$	1.11	1.31	1.71	1.91	2.20	2.80	V
V_F	$I_F=10\text{mA}$	1.38	1.58	2.08	2.28	2.60	3.20	V
V_F	$I_F=100\text{mA}$	1.64	1.94	2.61	2.91	3.40	4.10	V

CMXSTB200
CMXSTB300
CMXSTB400



**SURFACE MOUNT SILICON
FORWARD REFERENCE DIODE
(STABISTOR)**

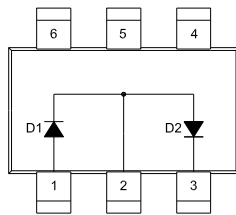
SOT-26 CASE - MECHANICAL OUTLINE



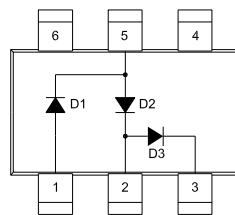
SYMBOL	DIMENSIONS		DIMENSIONS	
	INCHES		MILLIMETERS	
	MIN	MAX	MIN	MAX
A	0.004	0.007	0.11	0.19
B	0.016	-	0.40	-
C	-	0.004	-	0.10
D	0.039	0.047	1.00	1.20
E	0.074	0.075	1.88	1.92
F	0.037	0.038	0.93	0.97
G	0.102	0.118	2.60	3.00
H	0.059	0.067	1.50	1.70
I	0.016		0.41	
J	0.110	0.118	2.80	3.00

SOT-26 (REV: R2)

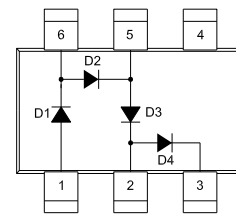
PIN CONFIGURATIONS



CMXSTB200
LEAD CODE:
1) Anode D1
2) Cathode D1, Anode D2
3) Cathode D2
4) No Connection
5) No Connection
6) No Connection
MARKING CODE: CST2

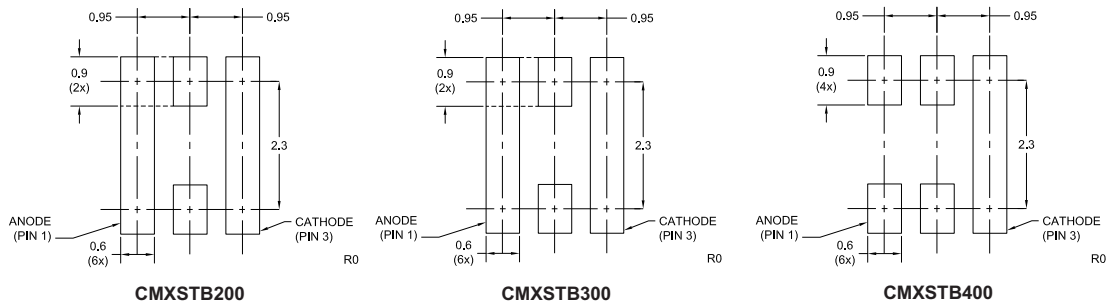


CMXSTB300
LEAD CODE:
1) Anode D1
2) Cathode D2, Anode D3
3) Cathode D3
4) No Connection
5) Anode D2, Cathode D1
6) No Connection
MARKING CODE: CST3



CMXSTB400
LEAD CODE:
1) Anode D1
2) Cathode D3, Anode D4
3) Cathode D4
4) No Connection
5) Anode D3, Cathode D2
6) Cathode D1, Anode D2
MARKING CODE: CST4

SUGGESTED MOUNTING PADS (Dimensions in mm)



R1 (12-February 2010)