

SELECTOR GUIDE

Part Number	Dice	Lens Color / Type	Pack Size	View Angle 2 θ 1/2
MT3303B-UY-A	Yellow	Water Clear	3mm Round 08° - 36°	35 °

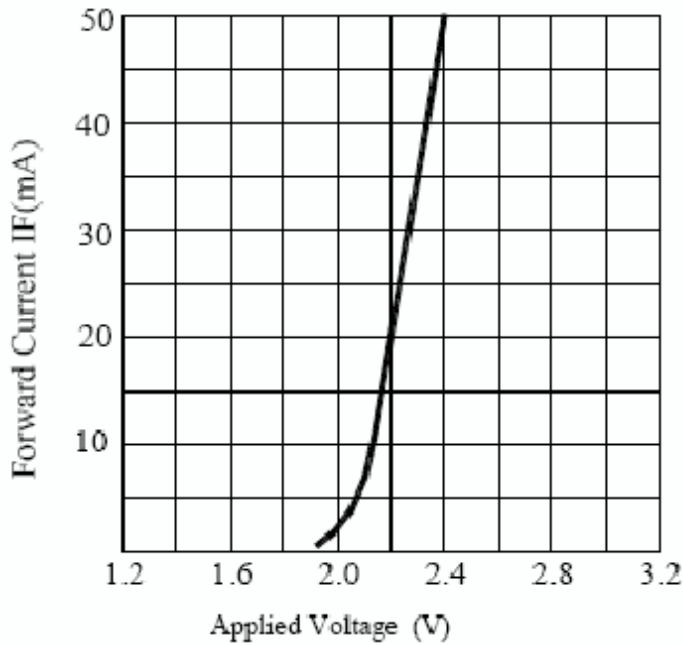
ELECTRICAL / OPTICAL CHARACTERISTICS AT T_A=25°C

Parameter	Symbol	Device	Min.	Typ.	Max.	Units	Test Conditions
Forward Voltage	V _F	Yellow	-	2.20	2.60	V	20mA
Reverse Current	I _R	Yellow	-	-	100	μA	5V
Luminous Intensity	I _v	Yellow	622.00	1500.00	-	mcd	20mA
Peak Wavelength	λ _{peak}	Yellow	-	592	-	nm	20mA
Dominant Wavelength	λ _D	Yellow	-	590	-	nm	20mA
Spectral Line Half-Width	Δλ _{1/2}	Yellow	-	15	-	nm	20mA

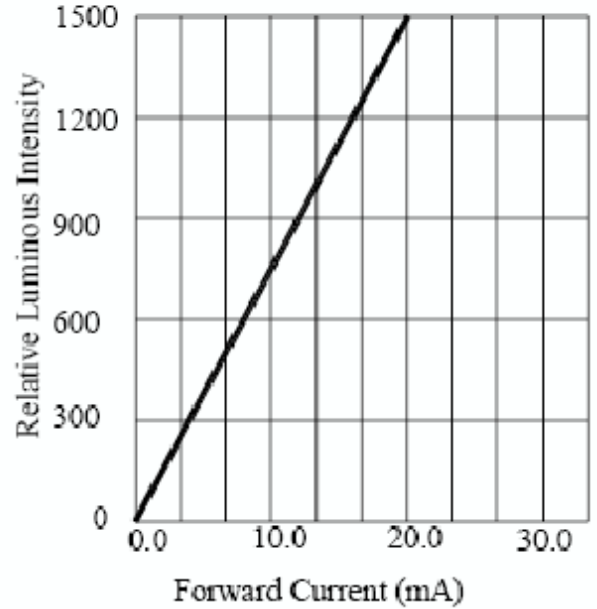
ABSOLUTE MAXIMUM RATINGS AT T_A=25°C

Parameter	Rating	Units
Forward Current (I _F)	30	mA
Power Dissipation (P _D)	78	mW
Reverse Voltage (V _R)	5	V
Operating Temperature (T _{OPR})	-25 ~ +85	°C
Storage Temperature (T _{STG})	-40 ~ +100	°C
Lead Solder Temperature (T _{SOL})	260	@ for 5 sec. max

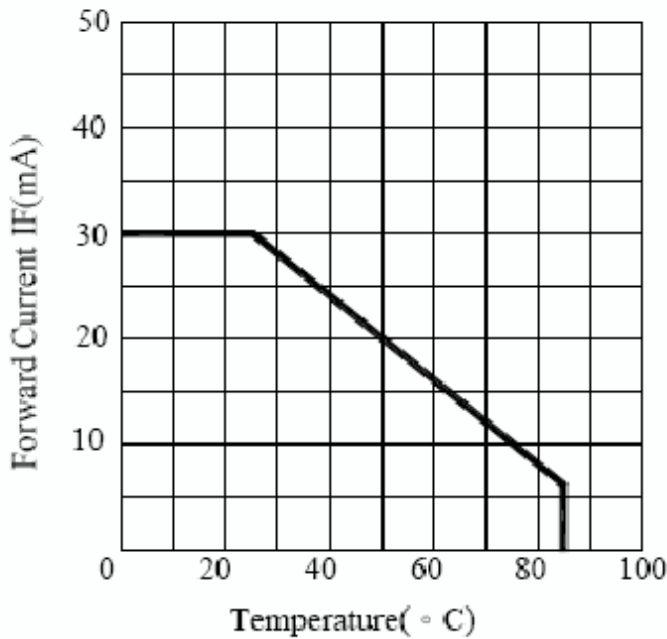
1. All Dimensions Are In Millimeters (inches).
2. Tolerance Is +0.25(0.01") Unless Otherwise Noted.
3. Specifications Are Subject To Change Without Notice.



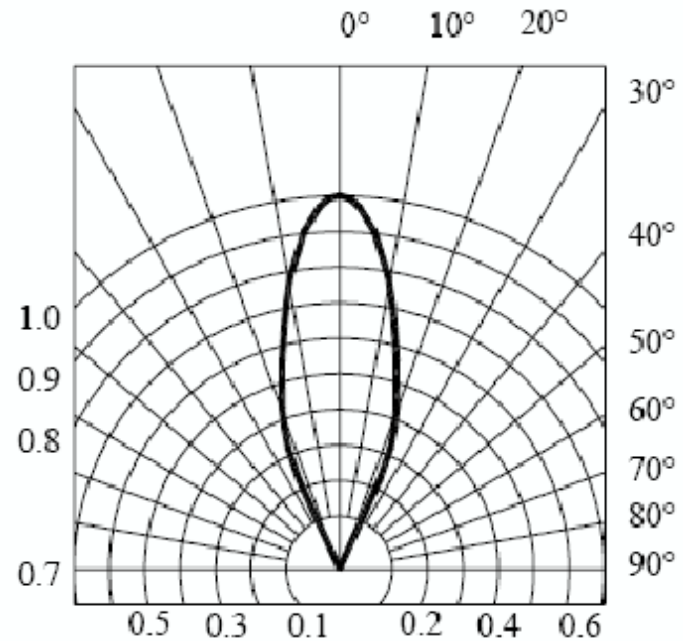
FORWARD CURRENT VS. APPLIED VOLTAGE



FORWARD CURRENT VS. LUMINOUS INTENSITY



FORWARD CURRENT VS. AMBIENT TEMPERATURE



RADIATION DIAGRAM

