

# AR3500L - AR3512L

**PRV : 50 - 1200 Volts**

**I<sub>o</sub> : 35 Amperes**

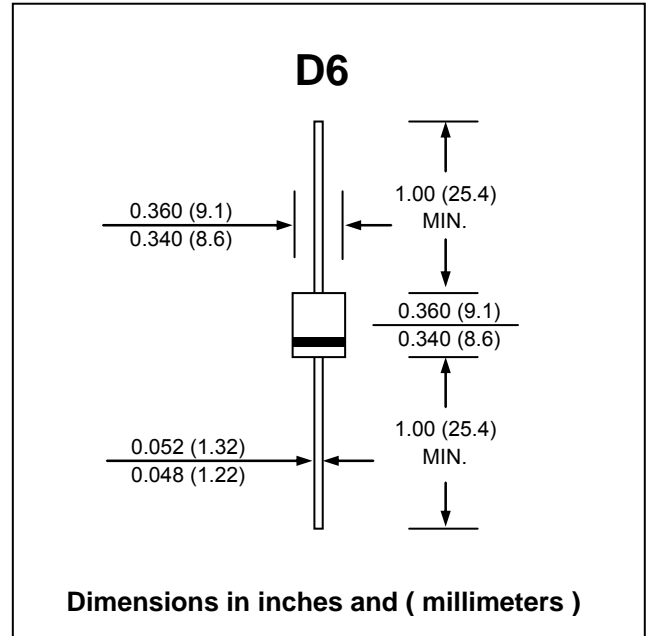
## FEATURES :

- \* High current capability
- \* High surge current capability
- \* High reliability
- \* Low reverse current
- \* Low forward voltage drop
- \* **Pb / RoHS Free**

## MECHANICAL DATA :

- \* Case : molded plastic
- \* Epoxy : UL94V-O rate flame retardant
- \* Lead : Axial lead solderable per MIL-STD-202, Method 208 guaranteed
- \* Polarity : Color band denotes cathode end
- \* Mounting position : Any
- \* Weight : 2.049 grams

# AUTOMOTIVE RECTIFIER DIODES



## MAXIMUM RATINGS AND ELECTRICAL CHARACTERISTICS

Rating at 25°C ambient temperature unless otherwise specified.

Single phase, half wave, 60 Hz, resistive or inductive load.

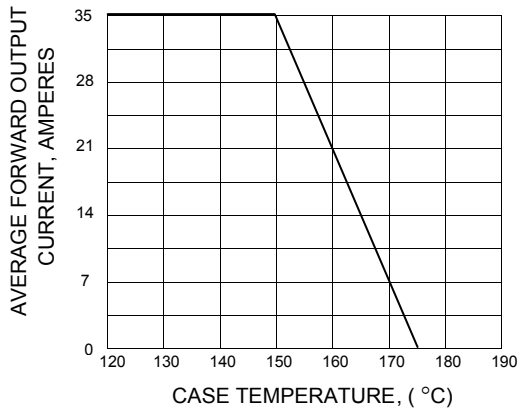
For capacitive load, derate current by 20%.

RATING	SYMBOL	AR	AR	AR	AR	AR	AR	AR	AR	UNIT
		3500L	3501L	3502L	3504L	3506L	3508L	3510L	3512L	
Maximum Repetitive Peak Reverse Voltage	V <sub>RRM</sub>	50	100	200	400	600	800	1000	1200	V
Maximum RMS Voltage	V <sub>RMS</sub>	35	70	140	280	420	560	700	840	V
Maximum DC Blocking Voltage	V <sub>DC</sub>	50	100	200	400	600	800	1000	1200	V
Average Rectified Forward Current T <sub>c</sub> = 150 °C	I <sub>F(AV)</sub>	35								A
Peak Forward Surge Current Single half sine wave superimposed on rated load (JEDEC Method)	I <sub>FSM</sub>	400								A
Maximum Forward Voltage at I <sub>F</sub> = 35 Amps.	V <sub>F</sub>	1.1								V
Maximum DC Reverse Current Ta = 25 °C at rated DC Blocking Voltage Ta = 100 °C	I <sub>R</sub>	5.0								µA
	I <sub>R(H)</sub>	1.0								mA
Thermal Resistance (Note 1)	R <sub>θJC</sub>	1.0								°C/W
Junction Temperature Range	T <sub>J</sub>	- 65 to + 175								°C
Storage Temperature Range	T <sub>STG</sub>	- 65 to + 175								°C

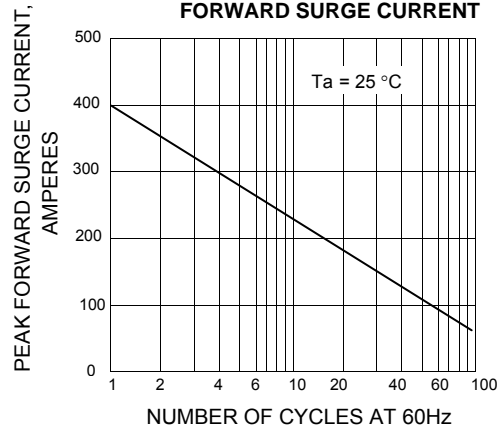
**Note :** (1) Thermal resistance from junction to case. Single side cooled.

## RATING AND CHARACTERISTIC CURVES ( AR3500L - AR3512L )

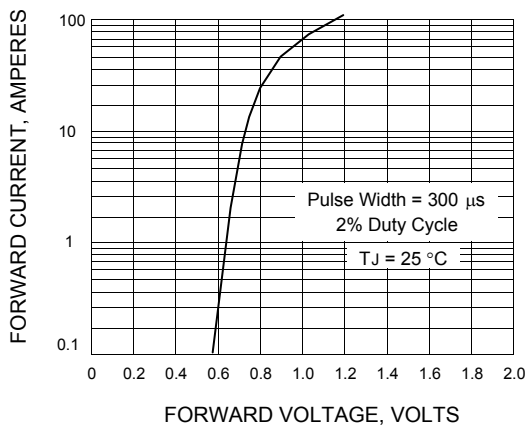
**FIG.1 - DERATING CURVE FOR OUTPUT RECTIFIED CURRENT**



**FIG.2 - MAXIMUM NON-REPETITIVE PEAK FORWARD SURGE CURRENT**



**FIG.3 - TYPICAL FORWARD CHARACTERISTICS**



**FIG.4 - TYPICAL REVERSE CHARACTERISTICS**

