

ULTRA BRIGHT LEDS

in every color imaginable!!!

Table of Contents

PAGE	DESCRIPTION	PAGE	DESCRIPTION
6	BP150CWB1K-3.6Vf-040	17	L375CO3K-24Vf-S
9	BP280CWAG6K-3.5Vf-050T	21	L375CR7-12Vf-2P
6	BP280CWB1K-3.6Vf-050T	21	L375CR7-24Vf-S
7	BP280CWBG2K-3.5Vf-050T	3	L375CUB500-30Vf-2P
2	L080CUB500	3	L375CUB500-60Vf-S
16	L080CWO3KB	13	L375CY3K-12Vf-2P
20	L080CWR6B	13	L375CY3K-24Vf-S
12	L080CWY3KB	15	L400CWO12K
16	L120TO3KN	11	L400CWY6K
20	L120TR6N	18	L575CO3K-18Vf-2P
2	L120TUB500N	18	L575CO3K-36Vf-S
12	L120TY3KN	22	L575CR7-18Vf-2P
1	L200CUB500-5Vf	22	L575CR7-36Vf-S
1	L200CUB500NB-5Vf	4	L575CUB500-45Vf-2P
10	L200CWG1K	4	L575CUB500-90Vf-S
15	L200CWO6K	14	L575CY3K-18Vf-2P
15	L200CWO6K-NB	14	L575CY3K-36Vf-S
10	L200CWPG350	1	LD120CUB500-5Vf
19	L200CWR1KA	15	LD120CWO3K
19	L200CWR3KC	20	LD120CWR6B
19	L200CWR5K	11	LD120CWY3K
19	L200CWR900H	1	LD190CUB500-5Vf
11	L200CWY3KB	15	LD190CWO3K
16	L200TO3KB	19	LD190CWR6
20	L200TR6B	11	LD190CWY3K
2	L200TUB500B	1	LDF190CUB500-5Vf
12	L200TY3KB	15	LDF190CWO3K
17	L203CO3KB-6Vf	19	LDF190CWR6
21	L203CR7B-6Vf	11	LDF190CWY3K
3	L203CUB500B-15Vf	1	RL280TUB500M-5Vf
13	L203CY3KB-6Vf	11	RL280Y3KM
17	L206CO3KB-12Vf	16	SML10O3K
17	L206CO3KB-4Vf	16	SML10O3KT
21	L206CR7B-12Vf	20	SML10R6
21	L206CR7B-4Vf	20	SML10R6T
3	L206CUB500B-10Vf	2	SML10UB500
3	L206CUB500B-30Vf	2	SML10UB500T
13	L206CY3KB-12Vf	12	SML10Y3K
13	L206CY3KB-4Vf	12	SML10Y3KT
17	L375CO3K-12Vf-2P		

PAGE	DESCRIPTION
1-5	430nm ULTRA BLUE LEDs
6	450nm ULTRA BLUE LEDs
7-8	505nm ULTRA BLUE GREEN LEDs
9	525nm ULTRA AQUA GREEN LEDs
10	565nm ULTRA PURE GREEN LEDs
10	572nm ULTRA GREEN LEDs
11-14	590nm ULTRA YELLOW LEDs
15-18	612nm ULTRA ORANGE LEDs
19-22	660nm ULTRA RED LEDs

430nm ULTRA BRIGHT BLUE LEDs

DESCRIPTION

PART NUMBER	RADIATED COLOR	LENS COLOR
L200CUB500-5VF	ULTRA BLUE	WATER CLEAR

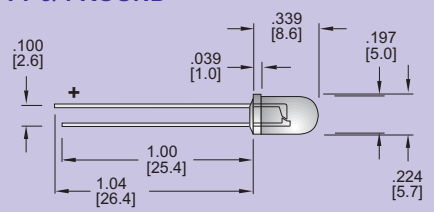
ELECTRO - OPTICAL SPECIFICATIONS

If mA	Iv mcd	Vf V	VIEW ANGLE	Ir μ A	λ P nm
20	395	4.9	15°	100	430

MAXIMUM RATINGS

Pd mW	I _{fp} mA	If mA	Vr V
165	100	30	5

T1-3/4 ROUND



DESCRIPTION

PART NUMBER	RADIATED COLOR	LENS COLOR
L200CUB500NB-5VF	ULTRA BLUE	WATER CLEAR

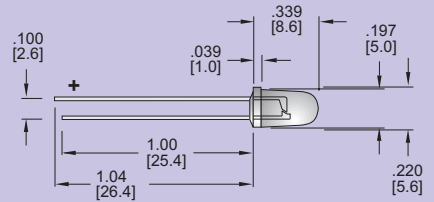
ELECTRO - OPTICAL SPECIFICATIONS

If mA	Iv mcd	Vf V	VIEW ANGLE	Ir μ A	λ P nm
20	510	4.9	8°	100	430

MAXIMUM RATINGS

Pd mW	I _{fp} mA	If mA	Vr V
165	100	30	5

T1-3/4 ROUND



DESCRIPTION

PART NUMBER	RADIATED COLOR	LENS COLOR
LD190CUB500-5VF	ULTRA BLUE	WATER CLEAR

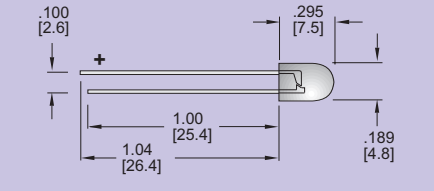
ELECTRO - OPTICAL SPECIFICATIONS

If mA	Iv mcd	Vf V	VIEW ANGLE	Ir μ A	λ P nm
20	190	4.9	30°	100	430

MAXIMUM RATINGS

Pd mW	I _{fp} mA	If mA	Vr V
165	100	30	5

T1-3/4 ROUND



DESCRIPTION

PART NUMBER	RADIATED COLOR	LENS COLOR
LDF190CUB500-5VF	ULTRA BLUE	WATER CLEAR

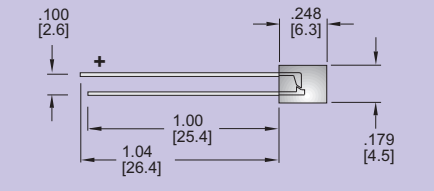
ELECTRO - OPTICAL SPECIFICATIONS

If mA	Iv mcd	Vf V	VIEW ANGLE	Ir μ A	λ P nm
20	11	4.9	180°	100	430

MAXIMUM RATINGS

Pd mW	I _{fp} mA	If mA	Vr V
165	100	30	5

T1-3/4 CYLINDRICAL



DESCRIPTION

PART NUMBER	RADIATED COLOR	LENS COLOR
LD120CUB500-5VF	ULTRA BLUE	WATER CLEAR

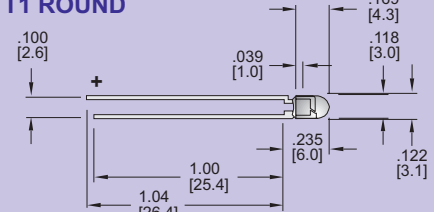
ELECTRO - OPTICAL SPECIFICATIONS

If mA	Iv mcd	Vf V	VIEW ANGLE	Ir μ A	λ P nm
20	53	4.9	25°	100	430

MAXIMUM RATINGS

Pd mW	I _{fp} mA	If mA	Vr V
165	100	30	5

T1 ROUND



DESCRIPTION

PART NUMBER	RADIATED COLOR	LENS COLOR
RL280TUB500M-5VF	ULTRA BLUE	TOP DIFF TINTED BLUE

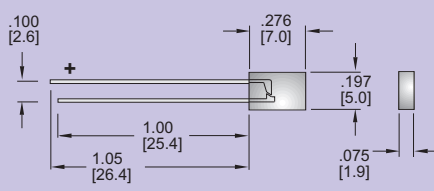
ELECTRO - OPTICAL SPECIFICATIONS

If mA	Iv mcd	Vf V	VIEW ANGLE	Ir μ A	λ P nm
20	4.3	4.9	125°	100	430

MAXIMUM RATINGS

Pd mW	I _{fp} mA	If mA	Vr V
165	100	30	5

2 x 5 mm RECTANGULAR



430nm ULTRA BRIGHT BLUE LEDs

DESCRIPTION

PART NUMBER	RADIATED COLOR	LENS COLOR
L200TUB500B	ULTRA BLUE	DIFFUSED

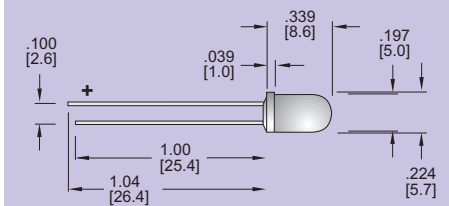
ELECTRO - OPTICAL SPECIFICATIONS

If mA	Iv mcd	Vf V	VIEW ANGLE	Ir μ A	λ P nm
20	XXX	4.9	40°	100	430

MAXIMUM RATINGS

Pd mW	I _{fp} mA	I _f mA	Vr V
165	100	30	5

T1-3/4 ROUND



NON-STOCKED

DESCRIPTION

PART NUMBER	RADIATED COLOR	LENS COLOR
L120TUB500N	ULTRA BLUE	DIFFUSED

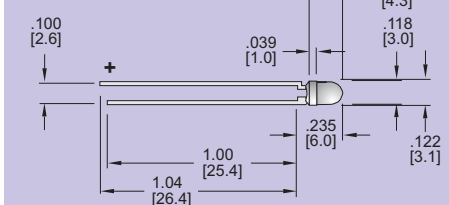
ELECTRO - OPTICAL SPECIFICATIONS

If mA	Iv mcd	Vf V	VIEW ANGLE	Ir μ A	λ P nm
20	XXX	4.9	55°	100	430

MAXIMUM RATINGS

Pd mW	I _{fp} mA	I _f mA	Vr V
165	100	30	5

T1 ROUND



NON-STOCKED

DESCRIPTION

PART NUMBER	RADIATED COLOR	LENS COLOR
L080CUB500B	ULTRA BLUE	WATER CLEAR

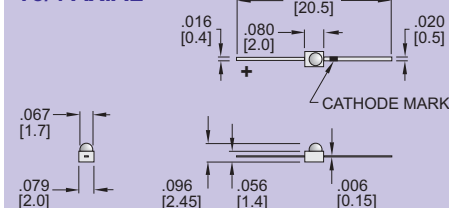
ELECTRO - OPTICAL SPECIFICATIONS

If mA	Iv mcd	Vf V	VIEW ANGLE	Ir μ A	λ P nm
20	XXX	4.9	55°	100	430

MAXIMUM RATINGS

Pd mW	I _{fp} mA	I _f mA	Vr V
165	100	30	5

T3/4 AXIAL



NON-STOCKED

DESCRIPTION

PART NUMBER	RADIATED COLOR	LENS COLOR
SML10UB500	ULTRA BLUE	WATER CLEAR

ELECTRO - OPTICAL SPECIFICATIONS

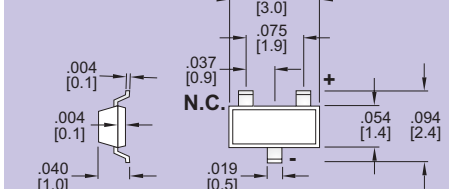
If mA	Iv mcd	Vf V	VIEW ANGLE	Ir μ A	λ P nm
20	XXX	4.9	140°	100	430

MAXIMUM RATINGS

Pd mW	I _{fp} mA	I _f mA	Vr V
165	100	30	5

SURFACE MOUNT

SCALE: 4:1



NON-STOCKED

DESCRIPTION

PART NUMBER	RADIATED COLOR	LENS COLOR
SML10UB500T	ULTRA BLUE	WATER CLEAR

ELECTRO - OPTICAL SPECIFICATIONS

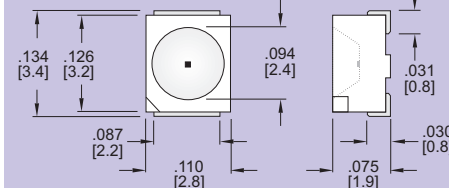
If mA	Iv mcd	Vf V	VIEW ANGLE	Ir μ A	λ P nm
20	XXX	4.9	125°	100	430

MAXIMUM RATINGS

Pd mW	I _{fp} mA	I _f mA	Vr V
165	100	30	5

SURFACE MOUNT

SCALE: 4:1



NON-STOCKED

430nm ULTRA BRIGHT BLUE LEDs

DESCRIPTION					
PART NUMBER		RADIATED COLOR	LENS COLOR		
L203CUB500B-15Vf		ULTRA BLUE	WATER CLEAR		

ELECTRO - OPTICAL SPECIFICATIONS						MAXIMUM RATINGS			
If mA	Iv mcd	Vf V	VIEW ANGLE	Ir μ A	λ P nm	Pd mW	I _{fp} mA	I _f mA	Vr V
15	XXX	14.7	160°	50	430	250		17	12

NON-STOCKED

DESCRIPTION					
PART NUMBER		RADIATED COLOR	LENS COLOR		
L206CUB500B-10Vf		ULTRA BLUE	WATER CLEAR		

ELECTRO - OPTICAL SPECIFICATIONS						MAXIMUM RATINGS			
If mA	Iv mcd	Vf V	VIEW ANGLE	Ir μ A	λ P nm	Pd mW	I _{fp} mA	I _f mA	Vr V
45	XXX	9.8	160°	150	430	470		48	8

NON-STOCKED

DESCRIPTION					
PART NUMBER		RADIATED COLOR	LENS COLOR		
L206CUB500B-30Vf		ULTRA BLUE	WATER CLEAR		

ELECTRO - OPTICAL SPECIFICATIONS						MAXIMUM RATINGS			
If mA	Iv mcd	Vf V	VIEW ANGLE	Ir μ A	λ P nm	Pd mW	I _{fp} mA	I _f mA	Vr V
15	200	29.4	160°	50	430	470		17	24

DESCRIPTION					
PART NUMBER		RADIATED COLOR	LENS COLOR		
L375CUB500-30Vf-2P		ULTRA BLUE	WATER CLEAR		

ELECTRO - OPTICAL SPECIFICATIONS						MAXIMUM RATINGS			
If mA	Iv mcd	Vf V	VIEW ANGLE	Ir μ A	λ P nm	Pd mW	I _{fp} mA	I _f mA	Vr V
30	XXX	29.4	160°	100	430	1060		35	

NON-STOCKED

DESCRIPTION					
PART NUMBER		RADIATED COLOR	LENS COLOR		
L375CUB500-60Vf-S		ULTRA BLUE	WATER CLEAR		

ELECTRO - OPTICAL SPECIFICATIONS						MAXIMUM RATINGS			
If mA	Iv mcd	Vf V	VIEW ANGLE	Ir μ A	λ P nm	Pd mW	I _{fp} mA	I _f mA	Vr V
15	XXX	58.8	160°	50	430	1060		18	

430nm ULTRA BRIGHT BLUE LEDs

DESCRIPTION

PART NUMBER	RADIATED COLOR	LENS COLOR
L575CUB500-45Vf-2P	ULTRA BLUE	WATER CLEAR

ELECTRO - OPTICAL SPECIFICATIONS

If mA	Iv mcd	Vf V	VIEW ANGLE	Ir μ A	λ P nm
30	XXX	44.1	160°	100	430

MAXIMUM RATINGS

Pd mW	I _{fp} mA	If mA	Vr V
1590		35	

DESCRIPTION

PART NUMBER	RADIATED COLOR	LENS COLOR
L575CUB500-90Vf-S	ULTRA BLUE	WATER CLEAR

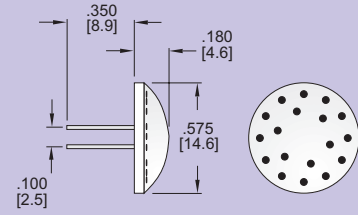
ELECTRO - OPTICAL SPECIFICATIONS

If mA	Iv mcd	Vf V	VIEW ANGLE	Ir μ A	λ P nm
15	XXX	88.2	160°	50	430

MAXIMUM RATINGS

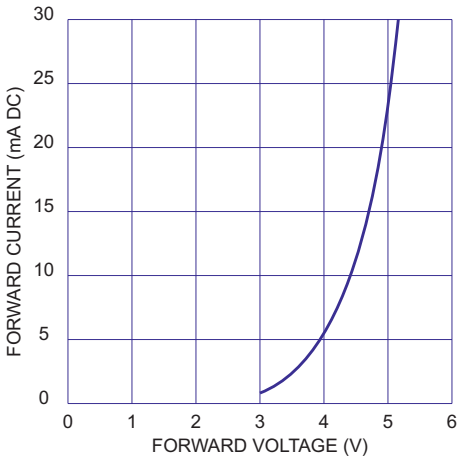
Pd mW	I _{fp} mA	If mA	Vr V
1590		18	

18 CHIP

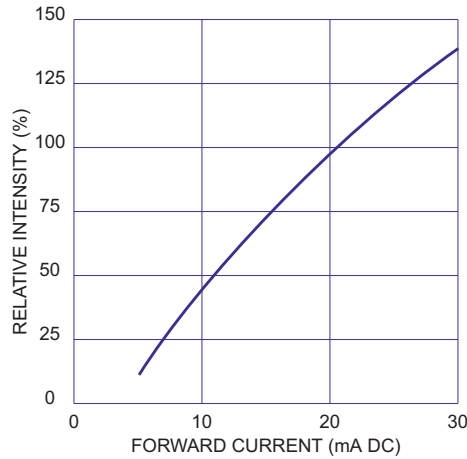


NON-STOCKED

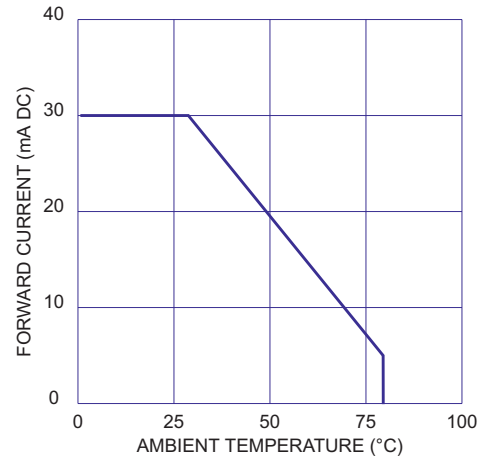
FORWARD VOLTAGE vs. FORWARD CURRENT



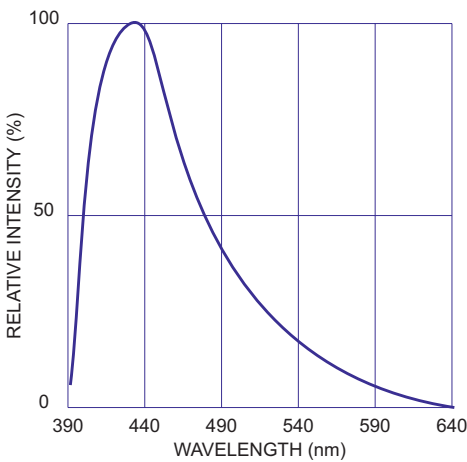
FORWARD CURRENT vs. RELATIVE INTENSITY



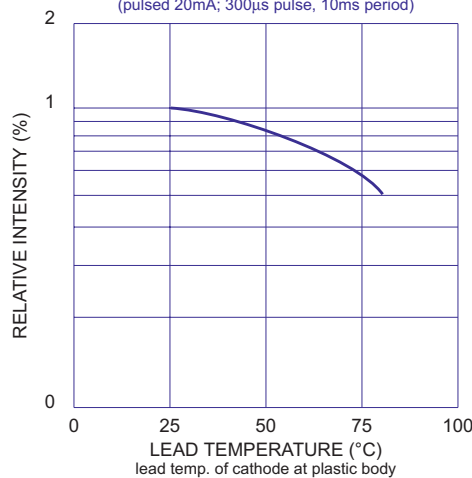
AMBIENT TEMPERATURE vs. FORWARD CURRENT



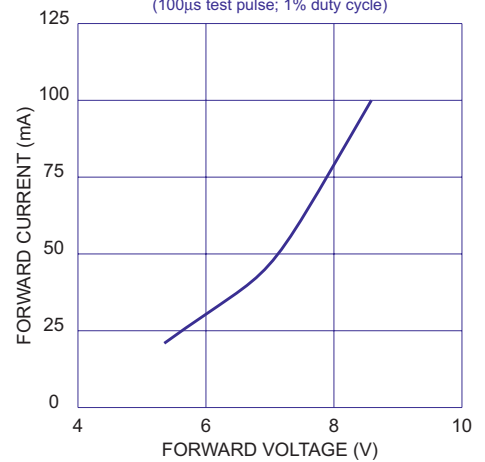
WAVELENGTH vs. RELATIVE INTENSITY



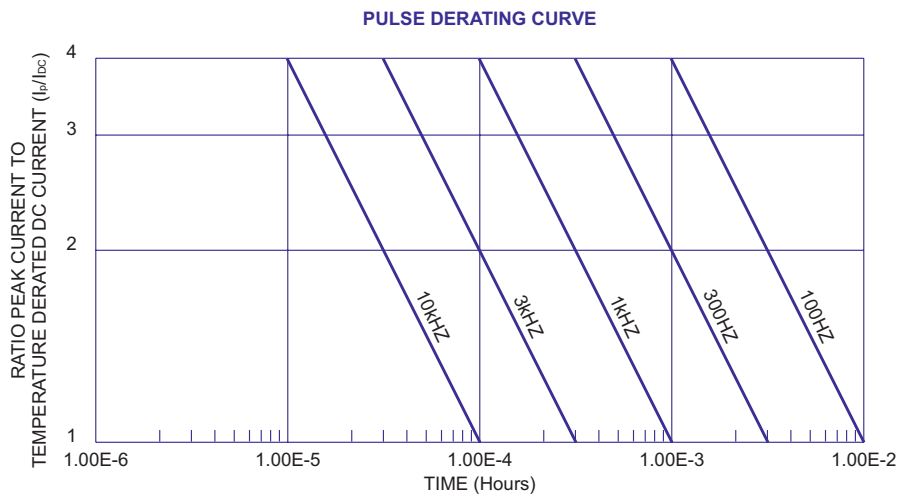
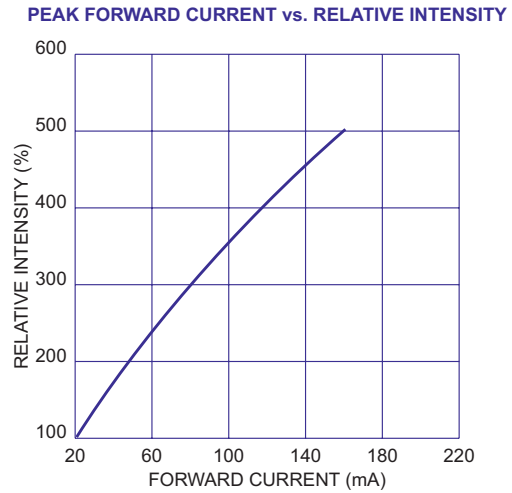
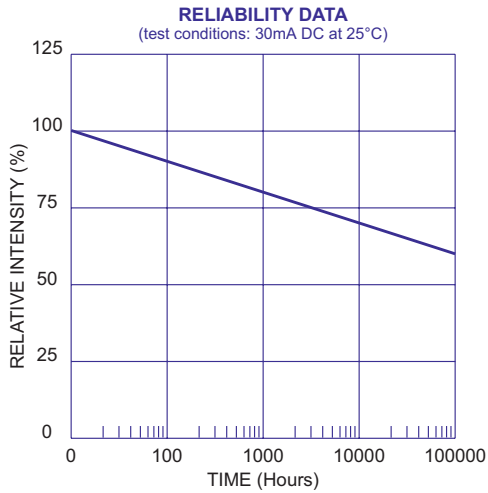
LEAD TEMPERATURE vs. RELATIVE INTENSITY
(pulsed 20mA; 300μs pulse, 10ms period)



FORWARD VOLTAGE vs. FORWARD CURRENT
(100μs test pulse; 1% duty cycle)



430nm ULTRA BRIGHT BLUE LEDs



NOTES:

1. TYPICAL RADIATED FLUX IS 500µW PER DIE.
2. MAXIMUM OPERATING TEMPERATURE: -20°C TO +80°C.
3. MAXIMUM STORAGE TEMPERATURE: -30°C TO +100°C.
4. DOMINANT WAVELENGTH: 468nm.
5. OPTICAL RISE TIME: 30ns.
6. HALFWIDTH: 65nm.
7. PEAK FORWARD CURRENT: 100mA, 1/10 DUTY CYCLE @ 1kHz.

450nm ULTRA BRIGHT BLUE LEDs

DESCRIPTION

PART NUMBER	RADIATED COLOR	LENS COLOR
BP280CWB1K-3.6Vf-050T	ULTRA BLUE	WATER CLEAR

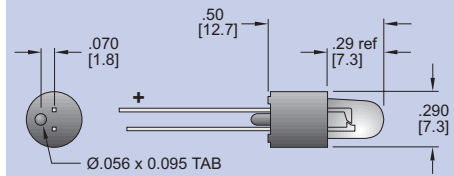
ELECTRO - OPTICAL SPECIFICATIONS

If mA	Iv mcd	Vf V	VIEW ANGLE	Ir μA	λP nm
20	1000	3.6	15°	50	450

MAXIMUM RATINGS

Pd mW	I _{fp} mA	If mA	Vr V
120	100	30	5

T1-3/4 ROUND



DESCRIPTION

PART NUMBER	RADIATED COLOR	LENS COLOR
BP150CWB1K-3.6Vf-040	ULTRA BLUE	WATER CLEAR

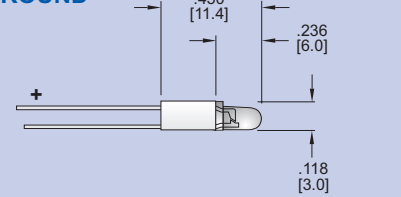
ELECTRO - OPTICAL SPECIFICATIONS

If mA	Iv mcd	Vf V	VIEW ANGLE	Ir μA	λP nm
20	600	3.6	15°	50	450

MAXIMUM RATINGS

Pd mW	I _{fp} mA	If mA	Vr V
120	100	30	5

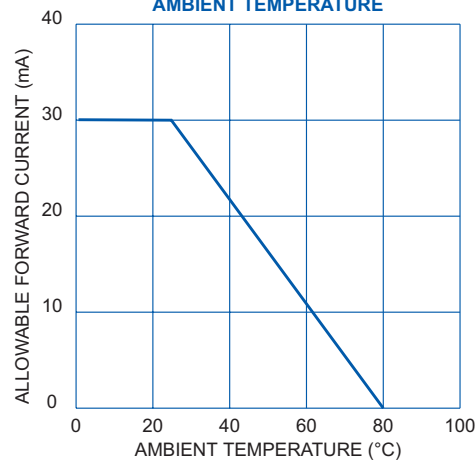
T1 ROUND



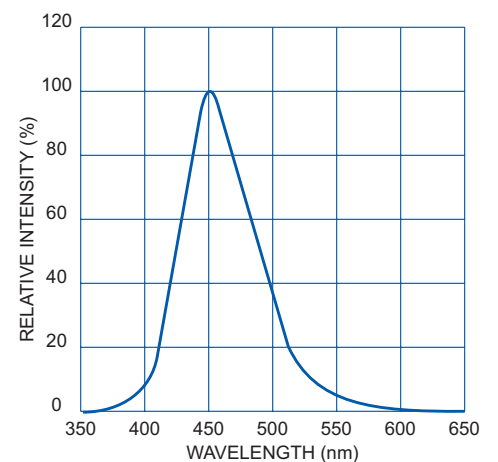
NOTES:

- PULSE WITH MAXIMUM IS 10ms WITH DUTY RATIO OF 1/10.
- LEDS ARE SOLD ONLY IN PACKAGED FORM.
- PROTRUDED RESIN UNDER LED FLANGE IS 0.059 [1.5] MAX.
- TYPICAL RADIATED FLUX IS 1200μW PER DIE.
- RECOMMENDED BURN-IN FOR 24 HOURS @ 20mA FOR STABILIZATION OF PEAK WAVELENGTH AND INTENSITY.
- FREQUENCY RESPONSE: 4 ~ 5 MHz.
- PEAK POWER OUTPUT: 2mW (PULSED).
- PULSE CHARACTERISTICS:
TURN-ON DELAY 100nS
TURN-OFF DELAY 200nS
- MAXIMUM OPERATING TEMPERATURE:
-20°C TO +80°C.
- MAXIMUM STORAGE TEMPERATURE:
-30°C TO +100°C.

ALLOWABLE FORWARD CURRENT vs. AMBIENT TEMPERATURE



RELATIVE INTENSITY vs. WAVELENGTH



505nm ULTRA BRIGHT BLUE GREEN LEDs

DESCRIPTION

PART NUMBER	RADIATED COLOR	LENS COLOR
BP280CWBG2K-3.5Vf-050T	ULTRA BLUE GREEN	WATER CLEAR

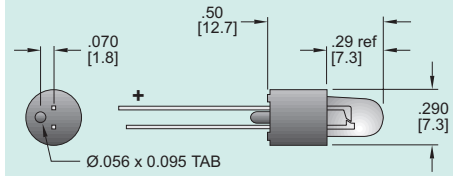
ELECTRO - OPTICAL SPECIFICATIONS

I _f mA	I _v mcd	V _f V	VIEW ANGLE	I _r μA	λ _P nm
20	2000	3.5	30°	50	505

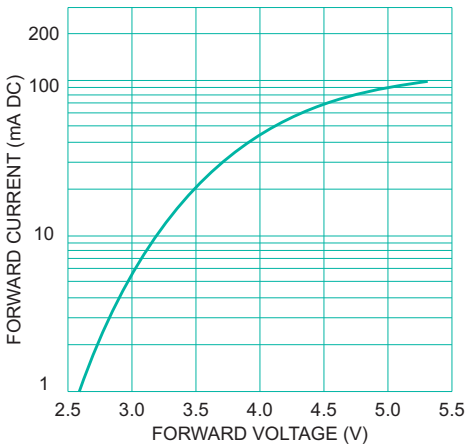
MAXIMUM RATINGS

P _d mW	I _{fp} mA	I _f mA	V _r V
120	100	30	5

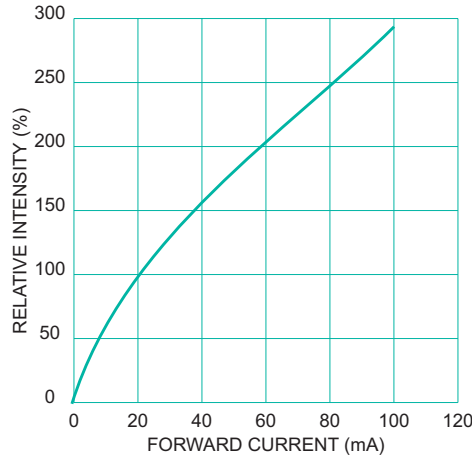
PACKAGED



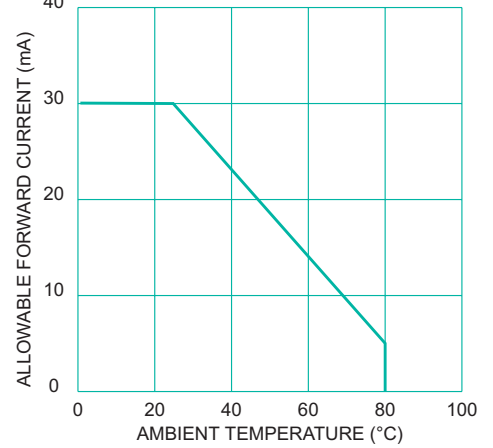
FORWARD VOLTAGE vs. FORWARD CURRENT



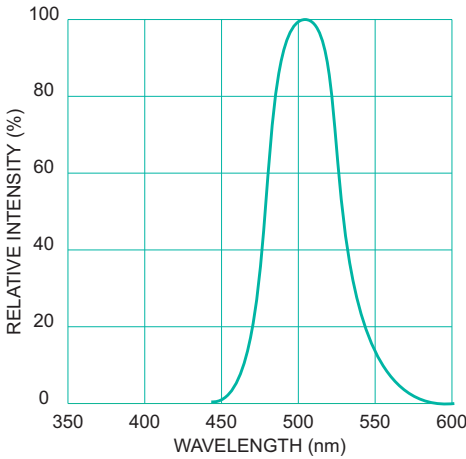
FORWARD CURRENT vs. RELATIVE INTENSITY



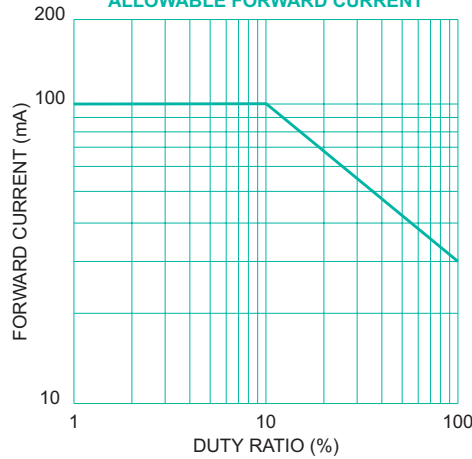
AMBIENT TEMPERATURE vs. ALLOWABLE FORWARD CURRENT



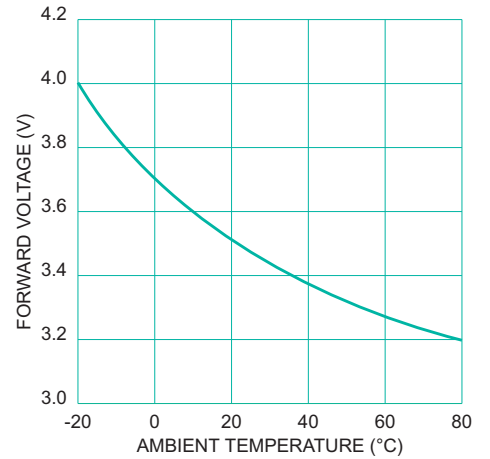
WAVELENGTH vs. RELATIVE INTENSITY



DUTY RATIO vs. ALLOWABLE FORWARD CURRENT

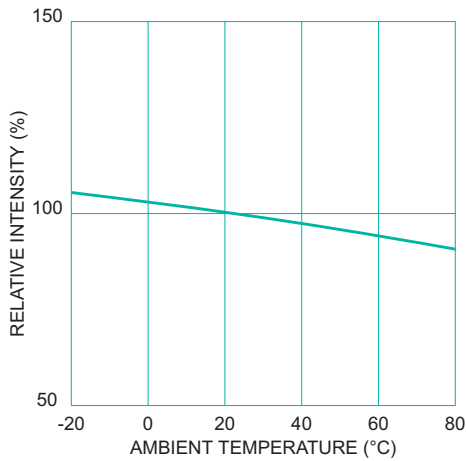


AMBIENT TEMPERATURE vs. FORWARD VOLTAGE

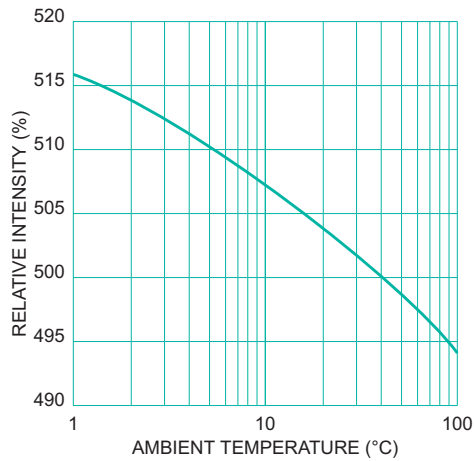


505nm ULTRA BRIGHT BLUE GREEN LEDs

AMBIENT TEMPERATURE vs. RELATIVE INTENSITY



FORWARD CURRENT vs. PEAK WAVELENGTH



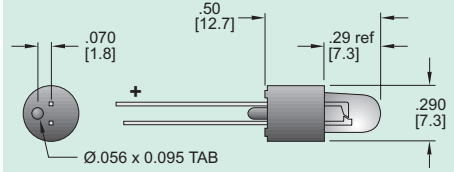
NOTES:

1. PULSE WIDTH MAXIMUM IS 10ms WITH DUTY RATIO OF 1/10.
2. LEDS ARE ONLY SOLD IN PACKAGED FORM.
3. PROTRUDED RESIN UNDER LED FLANGE IS 0.059 [1.5] MAX.
4. MAXIMUM OPERATING TEMPERATURE: -20°C TO +80°C.
5. MAXIMUM STORAGE TEMPERATURE: -30°C TO +100°C.
6. RECOMMENDED BURN-IN FOR 24-HOURS @ 20mA FOR STABILIZATION OF PEAK WAVELENGTH AND INTENSITY.

525nm ULTRA BRIGHT AQUA GREEN LEDs

DESCRIPTION					
PART NUMBER		RADIATED COLOR		LENS COLOR	
BP280CWAG6K-3.5Vf-050T		ULTRA AQUA GREEN		WATER CLEAR	
ELECTRO - OPTICAL SPECIFICATIONS					
If mA	Iv mcd	Vf V	VIEW ANGLE	Ir μA	λP nm
20	6000	3.5	15°	50	520
MAXIMUM RATINGS					
Pd mW	Ifp mA	If mA	Vr V		
120	100	30	5		

PACKAGED



NOTES:

1. PULSE WIDTH MAXIMUM IS 10ms WITH DUTY RATIO OF 1/10.
2. LEDs ARE ONLY SOLD IN PACKAGED FORM.
3. PROTRUDED RESIN UNDER LED FLANGE IS 0.059 [1.5] MAX.
4. MAXIMUM OPERATING TEMPERATURE: -20°C TO +80°C.
5. MAXIMUM STORAGE TEMPERATURE: -30°C TO +100°C.
6. RECOMMENDED BURN-IN FOR 24-HOURS @ 20mA FOR STABILIZATION OF PEAK WAVELENGTH AND INTENSITY.
7. 2mW RADIATED POWER @ 20mA.

565nm & 572nm ULTRA BRIGHT GREEN LEDs

DESCRIPTION

PART NUMBER	RADIATED COLOR	LENS COLOR
L200CWG1K	ULTRA GREEN	WATER CLEAR

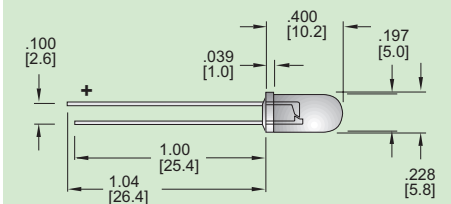
ELECTRO - OPTICAL SPECIFICATIONS

If mA	Iv mcd	Vf V	VIEW ANGLE	Ir μA	λP nm
20	1200	2.35	8°	50	574

MAXIMUM RATINGS

Pd mW	I _{fp} mA	If mA	Vr V
140		50	4

T1-3/4 ROUND



DESCRIPTION

PART NUMBER	RADIATED COLOR	LENS COLOR
L200CWPG350	ULTRA PURE GREEN	WATER CLEAR

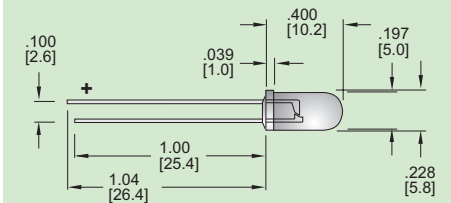
ELECTRO - OPTICAL SPECIFICATIONS

If mA	Iv mcd	Vf V	VIEW ANGLE	Ir μA	λP nm
20	350	2.35	8°	50	562

MAXIMUM RATINGS

Pd mW	I _{fp} mA	If mA	Vr V
140		50	4

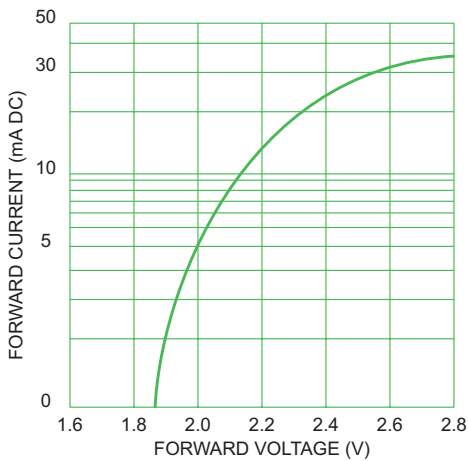
T1-3/4 ROUND



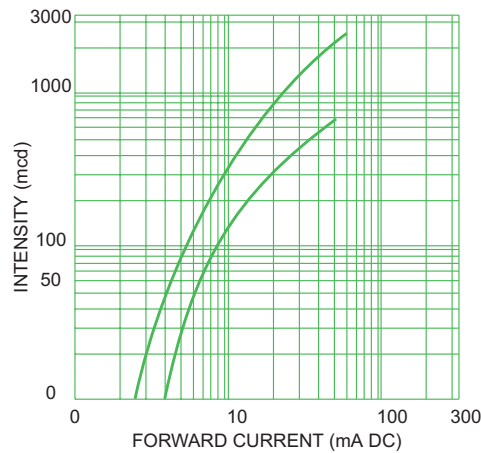
NOTES:

1. MAXIMUM STORAGE TEMPERATURE: -40°C TO +120°C.

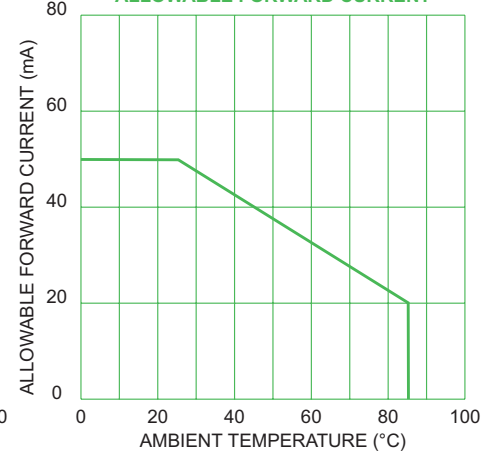
FORWARD VOLTAGE vs. FORWARD CURRENT



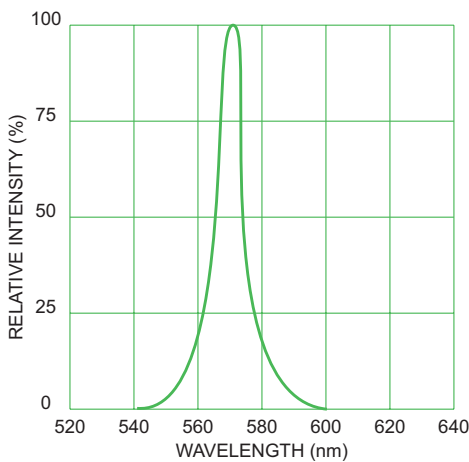
FORWARD CURRENT vs. INTENSITY



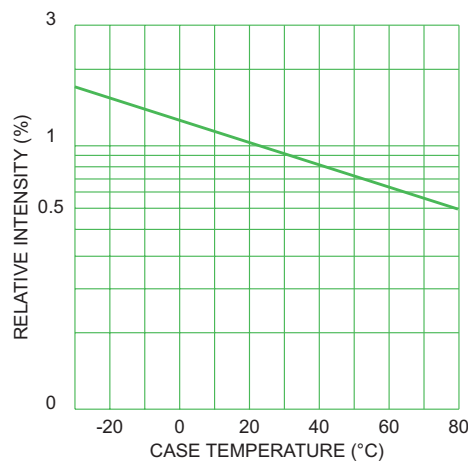
AMBIENT TEMPERATURE vs. ALLOWABLE FORWARD CURRENT



WAVELENGTH vs. RELATIVE INTENSITY



CASE TEMPERATURE vs. RELATIVE INTENSITY



590nm ULTRA BRIGHT YELLOW LEDs

DESCRIPTION

PART NUMBER	RADIATED COLOR	LENS COLOR
L400CWY6K	ULTRA YELLOW	WATER CLEAR

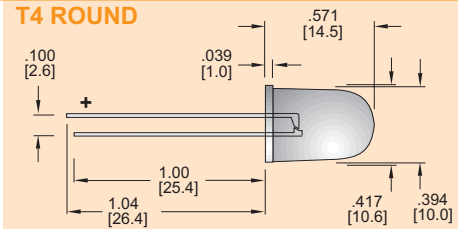
ELECTRO - OPTICAL SPECIFICATIONS

If mA	Iv mcd	Vf V	VIEW ANGLE	Ir μ A	λ P nm
20	6000	2.1	4°	50	590

MAXIMUM RATINGS

Pd mW	I _{fp} mA	If mA	Vr V
125	100	50	4

T4 ROUND



DESCRIPTION

PART NUMBER	RADIATED COLOR	LENS COLOR
L200CWY3KB	ULTRA YELLOW	WATER CLEAR

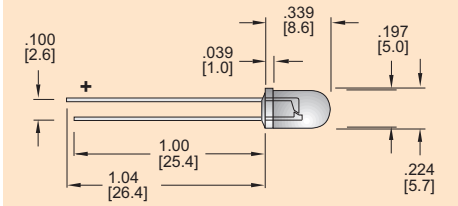
ELECTRO - OPTICAL SPECIFICATIONS

If mA	Iv mcd	Vf V	VIEW ANGLE	Ir μ A	λ P nm
20	2500	2.1	15°	50	590

MAXIMUM RATINGS

Pd mW	I _{fp} mA	If mA	Vr V
125	100	50	4

T1-3/4 ROUND



DESCRIPTION

PART NUMBER	RADIATED COLOR	LENS COLOR
LD190CWY3K	ULTRA YELLOW	WATER CLEAR

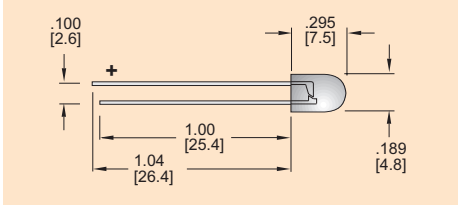
ELECTRO - OPTICAL SPECIFICATIONS

If mA	Iv mcd	Vf V	VIEW ANGLE	Ir μ A	λ P nm
20	850	2.1	30°	50	590

MAXIMUM RATINGS

Pd mW	I _{fp} mA	If mA	Vr V
125	100	50	4

T1-3/4 ROUND



DESCRIPTION

PART NUMBER	RADIATED COLOR	LENS COLOR
LDF190CWY3K	ULTRA YELLOW	WATER CLEAR

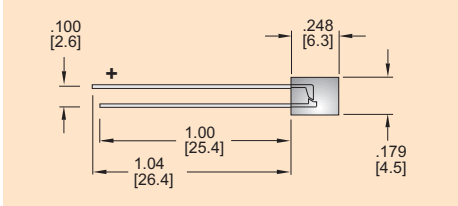
ELECTRO - OPTICAL SPECIFICATIONS

If mA	Iv mcd	Vf V	VIEW ANGLE	Ir μ A	λ P nm
20	100	2.1	180°	50	590

MAXIMUM RATINGS

Pd mW	I _{fp} mA	If mA	Vr V
125	100	50	4

T1-3/4 CYLINDRICAL



DESCRIPTION

PART NUMBER	RADIATED COLOR	LENS COLOR
LD120CWY3K	ULTRA YELLOW	WATER CLEAR

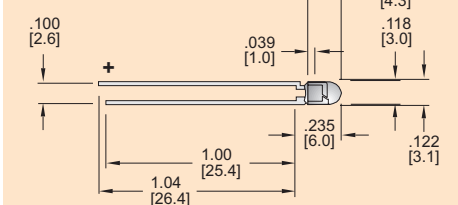
ELECTRO - OPTICAL SPECIFICATIONS

If mA	Iv mcd	Vf V	VIEW ANGLE	Ir μ A	λ P nm
20	250	2.1	25°	50	590

MAXIMUM RATINGS

Pd mW	I _{fp} mA	If mA	Vr V
125	100	50	4

T1 ROUND



DESCRIPTION

PART NUMBER	RADIATED COLOR	LENS COLOR
RL280Y3KM	ULTRA YELLOW	TOP DIFF TINTED YEL

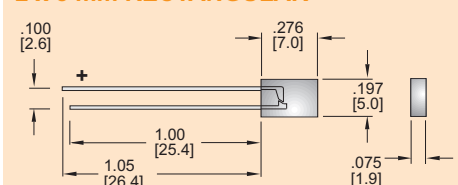
ELECTRO - OPTICAL SPECIFICATIONS

If mA	Iv mcd	Vf V	VIEW ANGLE	Ir μ A	λ P nm
20	47	2.1	125°	50	590

MAXIMUM RATINGS

Pd mW	I _{fp} mA	If mA	Vr V
125	100	50	4

2 x 5 mm RECTANGULAR



590nm ULTRA BRIGHT YELLOW LEDs

DESCRIPTION

PART NUMBER	RADIATED COLOR	LENS COLOR
L200TY3KB	ULTRA YELLOW	YELLOW DIFFUSED

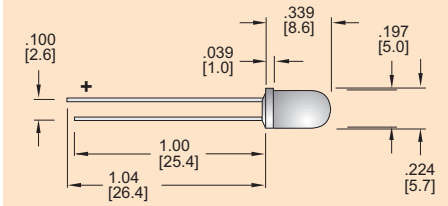
ELECTRO - OPTICAL SPECIFICATIONS

If mA	Iv mcd	Vf V	VIEW ANGLE	Ir μ A	λ P nm
20	400	2.1	40°	50	590

MAXIMUM RATINGS

Pd mW	I _{fp} mA	If mA	Vr V
125	100	50	4

T1-3/4 ROUND



DESCRIPTION

PART NUMBER	RADIATED COLOR	LENS COLOR
L120TY3KN	ULTRA YELLOW	YELLOW DIFFUSED

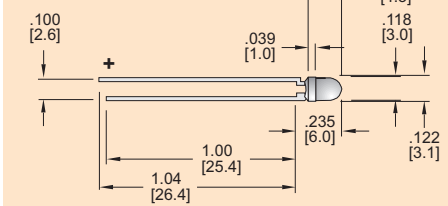
ELECTRO - OPTICAL SPECIFICATIONS

If mA	Iv mcd	Vf V	VIEW ANGLE	Ir μ A	λ P nm
20	220	2.1	55°	50	590

MAXIMUM RATINGS

Pd mW	I _{fp} mA	If mA	Vr V
125	100	50	4

T1 ROUND



DESCRIPTION

PART NUMBER	RADIATED COLOR	LENS COLOR
L080CWY3KB	ULTRA YELLOW	WATER CLEAR

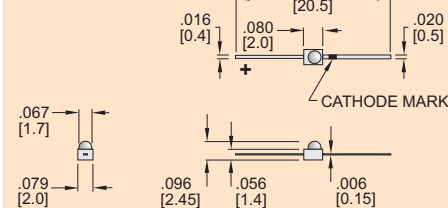
ELECTRO - OPTICAL SPECIFICATIONS

If mA	Iv mcd	Vf V	VIEW ANGLE	Ir μ A	λ P nm
20	125	2.1	55°	50	590

MAXIMUM RATINGS

Pd mW	I _{fp} mA	If mA	Vr V
125	100	50	4

T3/4 AXIAL



DESCRIPTION

PART NUMBER	RADIATED COLOR	LENS COLOR
SML10Y3K	ULTRA YELLOW	WATER CLEAR

ELECTRO - OPTICAL SPECIFICATIONS

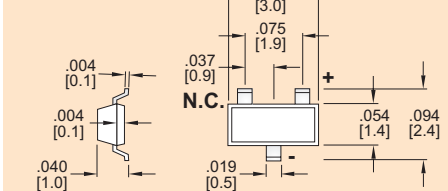
If mA	Iv mcd	Vf V	VIEW ANGLE	Ir μ A	λ P nm
20	40	2.1	140°	50	590

MAXIMUM RATINGS

Pd mW	I _{fp} mA	If mA	Vr V
125	100	50	4

SURFACE MOUNT

SCALE: 4:1



DESCRIPTION

PART NUMBER	RADIATED COLOR	LENS COLOR
SML10Y3KT	ULTRA YELLOW	WATER CLEAR

ELECTRO - OPTICAL SPECIFICATIONS

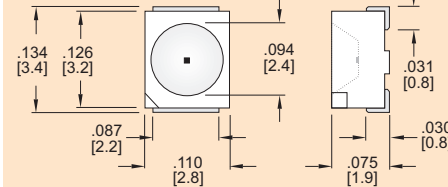
If mA	Iv mcd	Vf V	VIEW ANGLE	Ir μ A	λ P nm
20	XXX	2.1	125°	50	590

MAXIMUM RATINGS

Pd mW	I _{fp} mA	If mA	Vr V
125	100	50	4

SURFACE MOUNT

SCALE: 4:1



NON-STOCKED

590nm ULTRA BRIGHT YELLOW LEDs

DESCRIPTION

PART NUMBER	RADIATED COLOR	LENS COLOR
L203CY3KB-6Vf	ULTRA YELLOW	WATER CLEAR

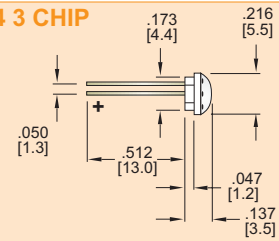
ELECTRO - OPTICAL SPECIFICATIONS

If mA	Iv mcd	Vf V	VIEW ANGLE	Ir μA	λP nm
15	100	6.3	160°	50	590

MAXIMUM RATINGS

Pd mW	Ifp mA	If mA	Vr V
125		17	12

T1-3/4 3 CHIP



DESCRIPTION

PART NUMBER	RADIATED COLOR	LENS COLOR
L206CY3KB-4Vf	ULTRA YELLOW	WATER CLEAR

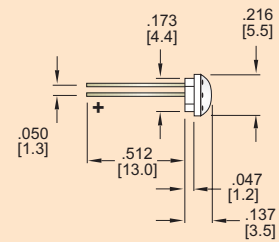
ELECTRO - OPTICAL SPECIFICATIONS

If mA	Iv mcd	Vf V	VIEW ANGLE	Ir μA	λP nm
45	200	3.8	160°	150	590

MAXIMUM RATINGS

Pd mW	Ifp mA	If mA	Vr V
250		48	8

T1-3/4 6 CHIP



DESCRIPTION

PART NUMBER	RADIATED COLOR	LENS COLOR
L206CY3KB-12Vf	ULTRA YELLOW	WATER CLEAR

ELECTRO - OPTICAL SPECIFICATIONS

If mA	Iv mcd	Vf V	VIEW ANGLE	Ir μA	λP nm
15	200	11.3	160°	50	590

MAXIMUM RATINGS

Pd mW	Ifp mA	If mA	Vr V
250		17	24

DESCRIPTION

PART NUMBER	RADIATED COLOR	LENS COLOR
L375CY3K-12Vf-2P	ULTRA YELLOW	WATER CLEAR

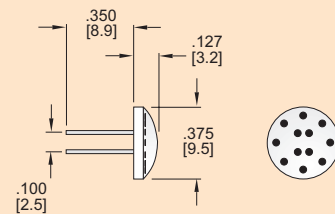
ELECTRO - OPTICAL SPECIFICATIONS

If mA	Iv mcd	Vf V	VIEW ANGLE	Ir μA	λP nm
30	240	11.4	160°	100	590

MAXIMUM RATINGS

Pd mW	Ifp mA	If mA	Vr V
525		35	

12 CHIP



DESCRIPTION

PART NUMBER	RADIATED COLOR	LENS COLOR
L375CY3K-24Vf-S	ULTRA YELLOW	WATER CLEAR

ELECTRO - OPTICAL SPECIFICATIONS

If mA	Iv mcd	Vf V	VIEW ANGLE	Ir μA	λP nm
15	240	23	160°	50	590

MAXIMUM RATINGS

Pd mW	Ifp mA	If mA	Vr V
525		18	

590nm ULTRA BRIGHT YELLOW LEDs

DESCRIPTION

PART NUMBER	RADIATED COLOR	LENS COLOR
L575CY3K-18Vf-2P	ULTRA YELLOW	WATER CLEAR

ELECTRO - OPTICAL SPECIFICATIONS

If mA	Iv mcd	Vf V	VIEW ANGLE	Ir μA	λP nm
30	280	17	160°	100	590

MAXIMUM RATINGS

Pd mW	Ifp mA	If mA	Vr V
775		35	

DESCRIPTION

PART NUMBER	RADIATED COLOR	LENS COLOR
L575CY3K-36Vf-S	ULTRA YELLOW	WATER CLEAR

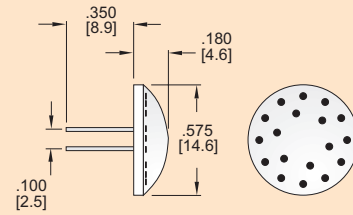
ELECTRO - OPTICAL SPECIFICATIONS

If mA	Iv mcd	Vf V	VIEW ANGLE	Ir μA	λP nm
15	280	34	160°	50	590

MAXIMUM RATINGS

Pd mW	Ifp mA	If mA	Vr V
775		18	

18 CHIP



NOTES:

1. MAXIMUM OPERATING TEMPERATURE: -30° TO +85°C.
2. MAXIMUM STORAGE TEMPERATURE: -40°C TO +120°C.

612nm ULTRA BRIGHT ORANGE LEDs

DESCRIPTION

PART NUMBER	RADIATED COLOR	LENS COLOR
L400CWO12K	ULTRA ORANGE	WATER CLEAR

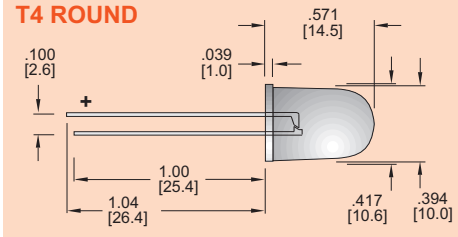
ELECTRO - OPTICAL SPECIFICATIONS

If mA	Iv mcd	Vf V	VIEW ANGLE	Ir μA	λP nm
20	12000	1.95	4°	100	612

MAXIMUM RATINGS

Pd mW	I _{fp} mA	If mA	Vr V
165	100	30	5

T4 ROUND



DESCRIPTION

PART NUMBER	RADIATED COLOR	LENS COLOR
L200CWO6K	ULTRA ORANGE	WATER CLEAR

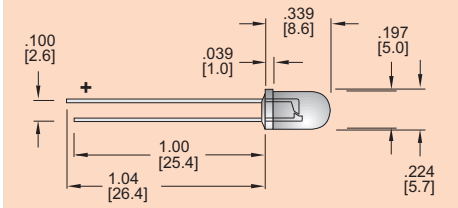
ELECTRO - OPTICAL SPECIFICATIONS

If mA	Iv mcd	Vf V	VIEW ANGLE	Ir μA	λP nm
20	6500	1.95	15°	100	612

MAXIMUM RATINGS

Pd mW	I _{fp} mA	If mA	Vr V
165	100	30	5

T1-3/4 ROUND



DESCRIPTION

PART NUMBER	RADIATED COLOR	LENS COLOR
L200CWO6K-NB	ULTRA ORANGE	WATER CLEAR

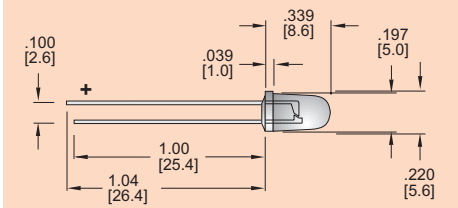
ELECTRO - OPTICAL SPECIFICATIONS

If mA	Iv mcd	Vf V	VIEW ANGLE	Ir μA	λP nm
20	8500	1.95	8°	100	612

MAXIMUM RATINGS

Pd mW	I _{fp} mA	If mA	Vr V
165	100	30	5

T1-3/4 ROUND



DESCRIPTION

PART NUMBER	RADIATED COLOR	LENS COLOR
LD190CWO3K	ULTRA ORANGE	WATER CLEAR

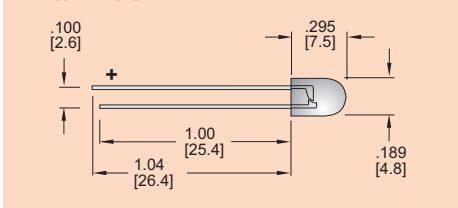
ELECTRO - OPTICAL SPECIFICATIONS

If mA	Iv mcd	Vf V	VIEW ANGLE	Ir μA	λP nm
20	650	1.95	30°	100	612

MAXIMUM RATINGS

Pd mW	I _{fp} mA	If mA	Vr V
165	100	30	5

T1-3/4 ROUND



DESCRIPTION

PART NUMBER	RADIATED COLOR	LENS COLOR
LDF190CWO3K	ULTRA ORANGE	WATER CLEAR

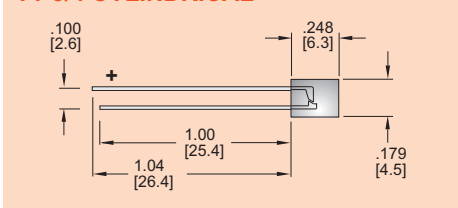
ELECTRO - OPTICAL SPECIFICATIONS

If mA	Iv mcd	Vf V	VIEW ANGLE	Ir μA	λP nm
20	125	1.95	180°	100	612

MAXIMUM RATINGS

Pd mW	I _{fp} mA	If mA	Vr V
165	100	30	5

T1-3/4 CYLINDRICAL



DESCRIPTION

PART NUMBER	RADIATED COLOR	LENS COLOR
LD120CWO3K	ULTRA ORANGE	WATER CLEAR

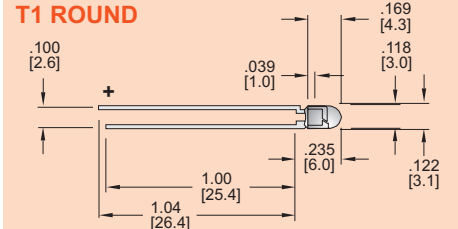
ELECTRO - OPTICAL SPECIFICATIONS

If mA	Iv mcd	Vf V	VIEW ANGLE	Ir μA	λP nm
20	275	1.95	25°	100	612

MAXIMUM RATINGS

Pd mW	I _{fp} mA	If mA	Vr V
165	100	30	5

T1 ROUND



612nm ULTRA BRIGHT ORANGE LEDs

DESCRIPTION

PART NUMBER	RADIATED COLOR	LENS COLOR
L200T03KB	ULTRA ORANGE	ORANGE DIFFUSED

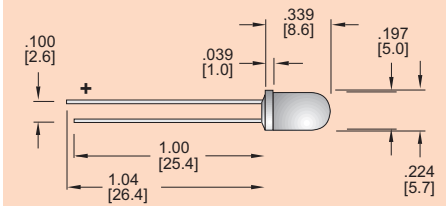
ELECTRO - OPTICAL SPECIFICATIONS

If mA	Iv mcd	Vf V	VIEW ANGLE	Ir μ A	λ P nm
20	XXX	1.95	40°	100	612

MAXIMUM RATINGS

Pd mW	Ifp mA	If mA	Vr V
75	100	30	4

T1-3/4 ROUND



NON-STOCKED

DESCRIPTION

PART NUMBER	RADIATED COLOR	LENS COLOR
L120T03KN	ULTRA ORANGE	ORANGE DIFFUSED

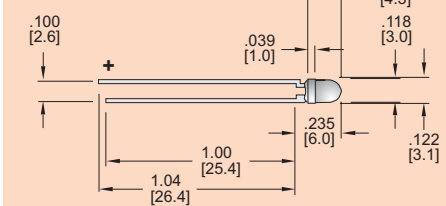
ELECTRO - OPTICAL SPECIFICATIONS

If mA	Iv mcd	Vf V	VIEW ANGLE	Ir μ A	λ P nm
20	XXX	1.95	55°	100	612

MAXIMUM RATINGS

Pd mW	Ifp mA	If mA	Vr V
75	100	30	4

T1 ROUND



NON-STOCKED

DESCRIPTION

PART NUMBER	RADIATED COLOR	LENS COLOR
L080CW03KB	ULTRA ORANGE	WATER CLEAR

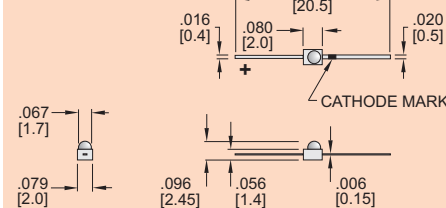
ELECTRO - OPTICAL SPECIFICATIONS

If mA	Iv mcd	Vf V	VIEW ANGLE	Ir μ A	λ P nm
20	XXX	1.95	55°	100	612

MAXIMUM RATINGS

Pd mW	Ifp mA	If mA	Vr V
75	100	30	4

T3/4 AXIAL



NON-STOCKED

DESCRIPTION

PART NUMBER	RADIATED COLOR	LENS COLOR
SML1003K	ULTRA ORANGE	WATER CLEAR

ELECTRO - OPTICAL SPECIFICATIONS

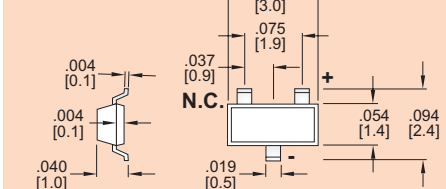
If mA	Iv mcd	Vf V	VIEW ANGLE	Ir μ A	λ P nm
20	XXX	1.95	140°	100	612

MAXIMUM RATINGS

Pd mW	Ifp mA	If mA	Vr V
75	100	30	4

SURFACE MOUNT

SCALE: 4:1



NON-STOCKED

DESCRIPTION

PART NUMBER	RADIATED COLOR	LENS COLOR
SML1003KT	ULTRA ORANGE	WATER CLEAR

ELECTRO - OPTICAL SPECIFICATIONS

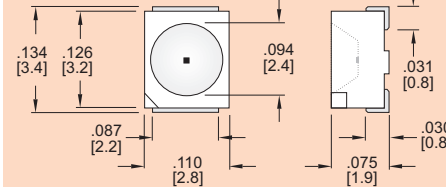
If mA	Iv mcd	Vf V	VIEW ANGLE	Ir μ A	λ P nm
20	XXX	1.95	125°	100	612

MAXIMUM RATINGS

Pd mW	Ifp mA	If mA	Vr V
75	100	30	4

SURFACE MOUNT

SCALE: 4:1



NON-STOCKED

612nm ULTRA BRIGHT ORANGE LEDs

DESCRIPTION

PART NUMBER	RADIATED COLOR	LENS COLOR
L203CO3KB-6Vf	ULTRA ORANGE	WATER CLEAR

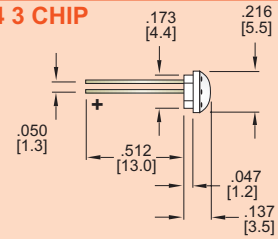
ELECTRO - OPTICAL SPECIFICATIONS

If mA	Iv mcd	Vf V	VIEW ANGLE	Ir μA	λP nm
15	200	5.85	160°	50	612

MAXIMUM RATINGS

Pd mW	Ifp mA	If mA	Vr V
125		17	12

T1-3/4 3 CHIP



DESCRIPTION

PART NUMBER	RADIATED COLOR	LENS COLOR
L206CO3KB-4Vf	ULTRA YELLOW	WATER CLEAR

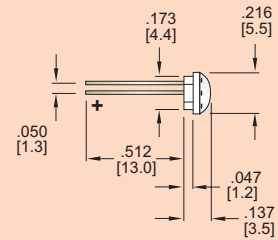
ELECTRO - OPTICAL SPECIFICATIONS

If mA	Iv mcd	Vf V	VIEW ANGLE	Ir μA	λP nm
45	320	3.9	160°	150	612

MAXIMUM RATINGS

Pd mW	Ifp mA	If mA	Vr V
250		48	8

T1-3/4 6 CHIP



DESCRIPTION

PART NUMBER	RADIATED COLOR	LENS COLOR
L206CO3KB-12Vf	ULTRA YELLOW	WATER CLEAR

ELECTRO - OPTICAL SPECIFICATIONS

If mA	Iv mcd	Vf V	VIEW ANGLE	Ir μA	λP nm
15	320	11.7	160°	50	612

MAXIMUM RATINGS

Pd mW	Ifp mA	If mA	Vr V
250		17	24

DESCRIPTION

PART NUMBER	RADIATED COLOR	LENS COLOR
L375CO3K-12Vf-2P	ULTRA ORANGE	WATER CLEAR

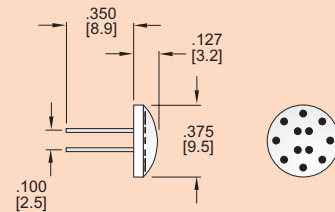
ELECTRO - OPTICAL SPECIFICATIONS

If mA	Iv mcd	Vf V	VIEW ANGLE	Ir μA	λP nm
30	XXX	11.7	160°	100	612

MAXIMUM RATINGS

Pd mW	Ifp mA	If mA	Vr V
525		35	

12 CHIP



NON-STOCKED

DESCRIPTION

PART NUMBER	RADIATED COLOR	LENS COLOR
L375CO3K-24Vf-S	ULTRA ORANGE	WATER CLEAR

ELECTRO - OPTICAL SPECIFICATIONS

If mA	Iv mcd	Vf V	VIEW ANGLE	Ir μA	λP nm
15	XXX	23.4	160°	50	612

MAXIMUM RATINGS

Pd mW	Ifp mA	If mA	Vr V
525		18	

612nm ULTRA BRIGHT ORANGE LEDs

DESCRIPTION

PART NUMBER	RADIATED COLOR	LENS COLOR
L575CO3K-18Vf-2P	ULTRA ORANGE	WATER CLEAR

ELECTRO - OPTICAL SPECIFICATIONS

If mA	Iv mcd	Vf V	VIEW ANGLE	Ir μA	λP nm
30	XXX	17.6	160°	100	612

MAXIMUM RATINGS

Pd mW	I _{fp} mA	If mA	Vr V
775		35	

DESCRIPTION

PART NUMBER	RADIATED COLOR	LENS COLOR
L575CO3K-36Vf-S	ULTRA ORANGE	WATER CLEAR

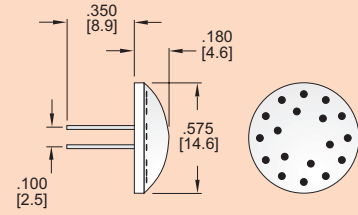
ELECTRO - OPTICAL SPECIFICATIONS

If mA	Iv mcd	Vf V	VIEW ANGLE	Ir μA	λP nm
15	XXX	35.1	160°	50	612

MAXIMUM RATINGS

Pd mW	I _{fp} mA	If mA	Vr V
775		18	

18 CHIP

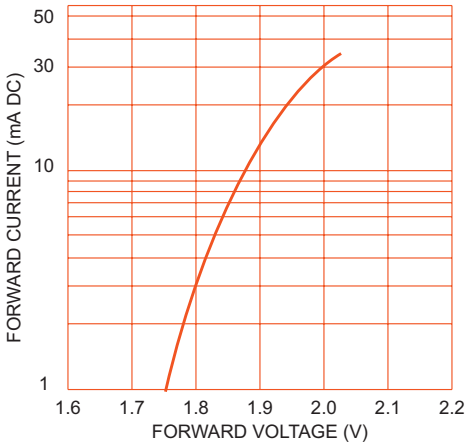


NON-STOCKED

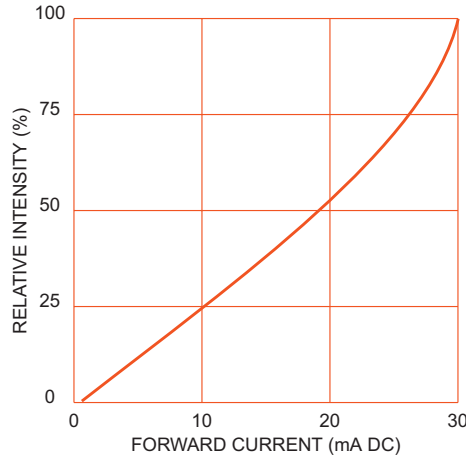
NOTES:

1. MAXIMUM OPERATING TEMPERATURE: -30° TO +85°C.
2. MAXIMUM STORAGE TEMPERATURE: -40°C TO +120°C.

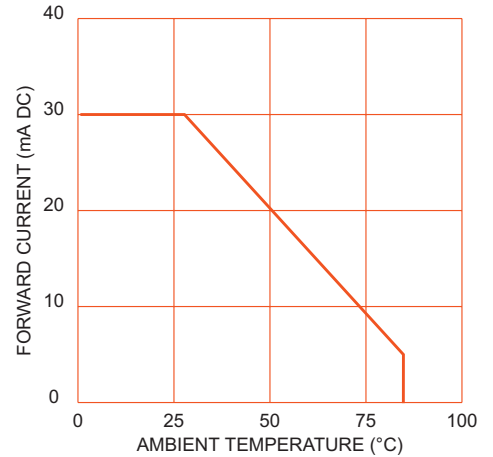
FORWARD VOLTAGE vs. FORWARD CURRENT



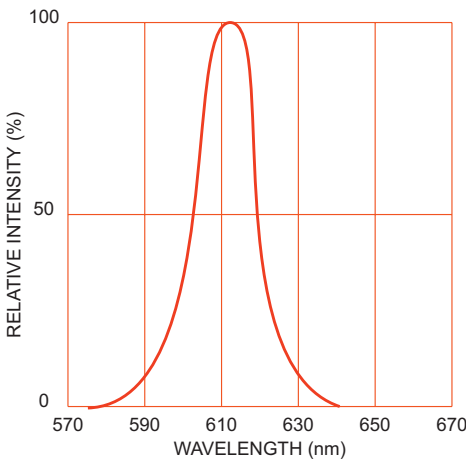
FORWARD CURRENT vs. RELATIVE INTENSITY



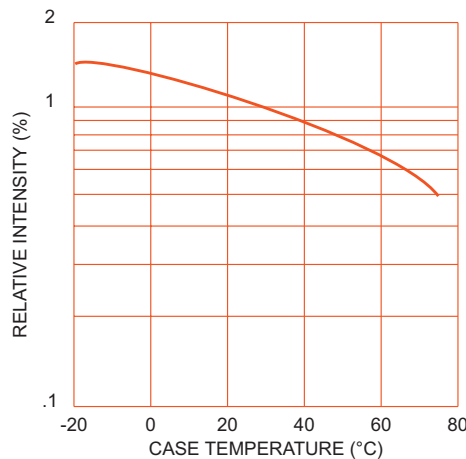
AMBIENT TEMPERATURE vs. FORWARD CURRENT



WAVELENGTH vs. RELATIVE INTENSITY



CASE TEMPERATURE vs. RELATIVE INTENSITY



660nm ULTRA BRIGHT RED LEDs

DESCRIPTION

PART NUMBER	RADIATED COLOR	LENS COLOR
L200CWR5K	ULTRA RED	WATER CLEAR

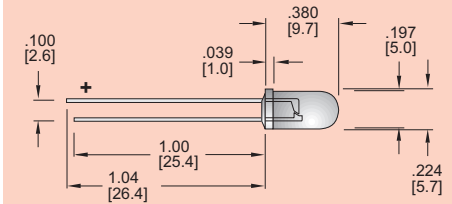
ELECTRO - OPTICAL SPECIFICATIONS

If mA	Iv mcd	Vf V	VIEW ANGLE	Ir μA	λP nm
20	4100	1.7	8°	100	660

MAXIMUM RATINGS

Pd mW	I _{fp} mA	If mA	Vr V
125	200	50	4

T1-3/4 ROUND



DESCRIPTION

PART NUMBER	RADIATED COLOR	LENS COLOR
L200CWR3KC	ULTRA RED	WATER CLEAR

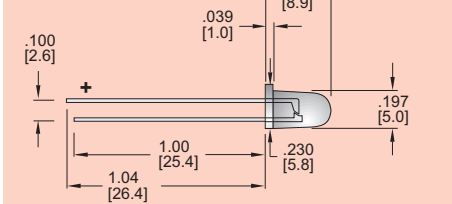
ELECTRO - OPTICAL SPECIFICATIONS

If mA	Iv mcd	Vf V	VIEW ANGLE	Ir μA	λP nm
20	2300	1.7	8°	100	660

MAXIMUM RATINGS

Pd mW	I _{fp} mA	If mA	Vr V
125	200	50	4

T1-3/4 ROUND



DESCRIPTION

PART NUMBER	RADIATED COLOR	LENS COLOR
L200CWR1KA	ULTRA RED	WATER CLEAR

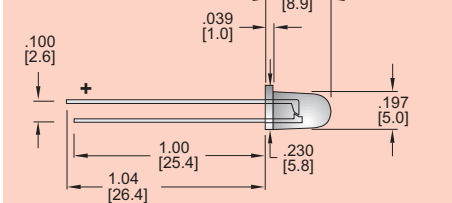
ELECTRO - OPTICAL SPECIFICATIONS

If mA	Iv mcd	Vf V	VIEW ANGLE	Ir μA	λP nm
20	1000	1.8	12°	100	660

MAXIMUM RATINGS

Pd mW	I _{fp} mA	If mA	Vr V
100	200	40	4

T1-3/4 ROUND



DESCRIPTION

PART NUMBER	RADIATED COLOR	LENS COLOR
L200CWR900H	ULTRA RED	WATER CLEAR

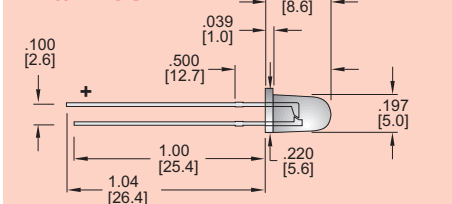
ELECTRO - OPTICAL SPECIFICATIONS

If mA	Iv mcd	Vf V	VIEW ANGLE	Ir μA	λP nm
20	1000	1.8	19°	100	660

MAXIMUM RATINGS

Pd mW	I _{fp} mA	If mA	Vr V
100	300	30	5

T1-3/4 ROUND



DESCRIPTION

PART NUMBER	RADIATED COLOR	LENS COLOR
LD190CWR6	ULTRA RED	WATER CLEAR

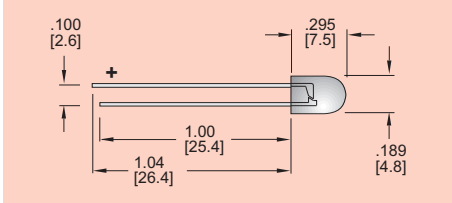
ELECTRO - OPTICAL SPECIFICATIONS

If mA	Iv mcd	Vf V	VIEW ANGLE	Ir μA	λP nm
20	190	1.7	30°	100	660

MAXIMUM RATINGS

Pd mW	I _{fp} mA	If mA	Vr V
100	200	40	4

T1-3/4 ROUND



DESCRIPTION

PART NUMBER	RADIATED COLOR	LENS COLOR
LDF190CWR6	ULTRA RED	WATER CLEAR

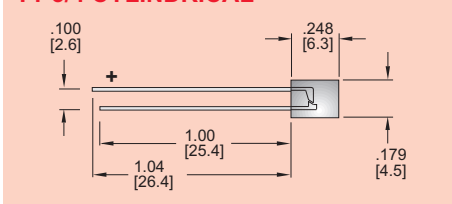
ELECTRO - OPTICAL SPECIFICATIONS

If mA	Iv mcd	Vf V	VIEW ANGLE	Ir μA	λP nm
20	63	1.7	180°	100	660

MAXIMUM RATINGS

Pd mW	I _{fp} mA	If mA	Vr V
100	200	40	4

T1-3/4 CYLINDRICAL



660nm ULTRA BRIGHT RED LEDs

DESCRIPTION

PART NUMBER	RADIATED COLOR	LENS COLOR
LD120CWR6B	ULTRA RED	WATER CLEAR

ELECTRO - OPTICAL SPECIFICATIONS

If mA	Iv mcd	Vf V	VIEW ANGLE	Ir μ A	λ P nm
20	80	1.8	25°	100	660

MAXIMUM RATINGS

Pd mW	Ifp mA	If mA	Vr V
100	200	40	4

T1 ROUND

DESCRIPTION

PART NUMBER	RADIATED COLOR	LENS COLOR
L080CWR6B	ULTRA RED	WATER CLEAR

ELECTRO - OPTICAL SPECIFICATIONS

If mA	Iv mcd	Vf V	VIEW ANGLE	Ir μ A	λ P nm
20	75	1.7	55°	100	660

MAXIMUM RATINGS

Pd mW	Ifp mA	If mA	Vr V
60	150	30	4

T3/4 AXIAL

DESCRIPTION

PART NUMBER	RADIATED COLOR	LENS COLOR
SML10R6	ULTRA RED	WATER CLEAR

ELECTRO - OPTICAL SPECIFICATIONS

If mA	Iv mcd	Vf V	VIEW ANGLE	Ir μ A	λ P nm
20	17	1.7	140°	100	660

MAXIMUM RATINGS

Pd mW	Ifp mA	If mA	Vr V
60	70	30	4

SURFACE MOUNT
SCALE: 4:1

DESCRIPTION

PART NUMBER	RADIATED COLOR	LENS COLOR
SML10R6T	ULTRA RED	WATER CLEAR

ELECTRO - OPTICAL SPECIFICATIONS

If mA	Iv mcd	Vf V	VIEW ANGLE	Ir μ A	λ P nm
20	45	1.7	125°	100	660

MAXIMUM RATINGS

Pd mW	Ifp mA	If mA	Vr V
60	150	30	5

SURFACE MOUNT
SCALE: 4:1

NON-STOCKED

DESCRIPTION

PART NUMBER	RADIATED COLOR	LENS COLOR
L200TR6B	ULTRA RED	RED DIFFUSED

ELECTRO - OPTICAL SPECIFICATIONS

If mA	Iv mcd	Vf V	VIEW ANGLE	Ir μ A	λ P nm
20	90	1.8	40°	100	660

MAXIMUM RATINGS

Pd mW	Ifp mA	If mA	Vr V
100	200	40	4

T1-3/4 ROUND

DESCRIPTION

PART NUMBER	RADIATED COLOR	LENS COLOR
L120TR6N	ULTRA RED	RED DIFFUSED

ELECTRO - OPTICAL SPECIFICATIONS

If mA	Iv mcd	Vf V	VIEW ANGLE	Ir μ A	λ P nm
20	48	1.8	55°	100	660

MAXIMUM RATINGS

Pd mW	Ifp mA	If mA	Vr V
100	200	40	4

T1 ROUND

660nm ULTRA BRIGHT RED LEDs

NON-STOCKED

DESCRIPTION

PART NUMBER	RADIATED COLOR	LENS COLOR
L203CR7B-6Vf	ULTRA RED	WATER CLEAR

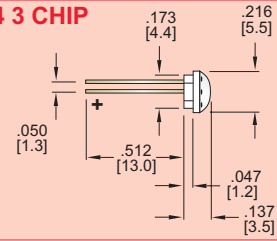
ELECTRO - OPTICAL SPECIFICATIONS

If mA	Iv mcd	Vf V	VIEW ANGLE	Ir μA	λP nm
15	XXX	5.4	160°	50	660

MAXIMUM RATINGS

Pd mW	Ifp mA	If mA	Vr V
100		17	12

T1-3/4 3 CHIP



DESCRIPTION

PART NUMBER	RADIATED COLOR	LENS COLOR
L206CR7B-4Vf	ULTRA RED	WATER CLEAR

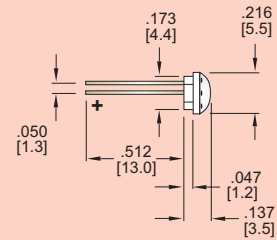
ELECTRO - OPTICAL SPECIFICATIONS

If mA	Iv mcd	Vf V	VIEW ANGLE	Ir μA	λP nm
45	125	3.4	160°	150	660

MAXIMUM RATINGS

Pd mW	Ifp mA	If mA	Vr V
216		54	8

T1-3/4 6 CHIP



DESCRIPTION

PART NUMBER	RADIATED COLOR	LENS COLOR
L206CR7B-12Vf	ULTRA RED	WATER CLEAR

ELECTRO - OPTICAL SPECIFICATIONS

If mA	Iv mcd	Vf V	VIEW ANGLE	Ir μA	λP nm
15	200	10.2	160°	50	660

MAXIMUM RATINGS

Pd mW	Ifp mA	If mA	Vr V
216		18	24

DESCRIPTION

PART NUMBER	RADIATED COLOR	LENS COLOR
L375CR7-12Vf-2P	ULTRA RED	WATER CLEAR

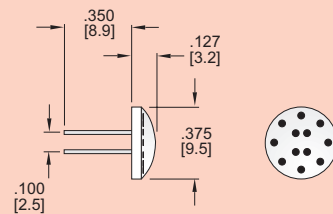
ELECTRO - OPTICAL SPECIFICATIONS

If mA	Iv mcd	Vf V	VIEW ANGLE	Ir μA	λP nm
30	160	11	160°	100	660

MAXIMUM RATINGS

Pd mW	Ifp mA	If mA	Vr V
525		35	

12 CHIP



DESCRIPTION

PART NUMBER	RADIATED COLOR	LENS COLOR
L375CR7-24Vf-S	ULTRA RED	WATER CLEAR

ELECTRO - OPTICAL SPECIFICATIONS

If mA	Iv mcd	Vf V	VIEW ANGLE	Ir μA	λP nm
15	160	22	160°	50	660

MAXIMUM RATINGS

Pd mW	Ifp mA	If mA	Vr V
525		18	

660nm ULTRA BRIGHT RED LEDs

DESCRIPTION

PART NUMBER	RADIATED COLOR	LENS COLOR
L575CR7-18Vf-2P	ULTRA RED	WATER CLEAR

ELECTRO - OPTICAL SPECIFICATIONS

If mA	Iv mcd	Vf V	VIEW ANGLE	Ir μA	λP nm
30	300	15	160°	100	660

MAXIMUM RATINGS

Pd mW	Ifp mA	If mA	Vr V
680		35	

DESCRIPTION

PART NUMBER	RADIATED COLOR	LENS COLOR
L575CR7-36Vf-S	ULTRA RED	WATER CLEAR

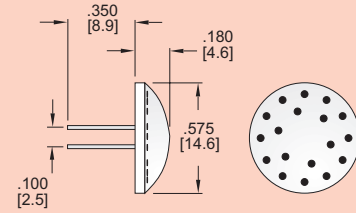
ELECTRO - OPTICAL SPECIFICATIONS

If mA	Iv mcd	Vf V	VIEW ANGLE	Ir μA	λP nm
15	300	30	160°	50	660

MAXIMUM RATINGS

Pd mW	Ifp mA	If mA	Vr V
680		17	

18 CHIP



NOTES:

1. MAXIMUM OPERATING TEMPERATURE: -30° TO +85°C.
2. MAXIMUM STORAGE TEMPERATURE: -30°C TO +100°C.