
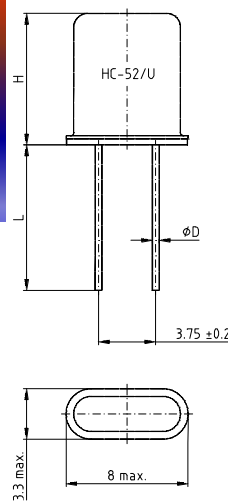

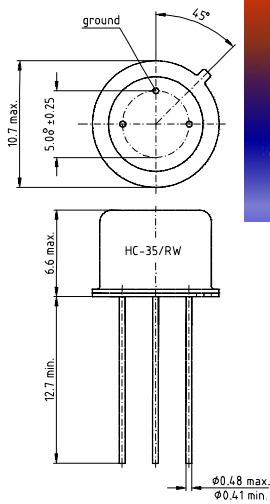


Enclosure ¹



φD		L min	H max
min.	max.		
0.4	0.48	12.7	8.8
0.32	0.38	9.0	6.0
			5.1

Height	Overtone	Frequency Range	Type	
			HC-35/RW (TO-5)	HC-52/U
8.8 mm	1.	3.5 MHz ... 50 MHz	not available	71
	3.	22 MHz ... 120 MHz		73
	5.	60 MHz ... 200 MHz		75
	7.	100 MHz ... 280 MHz		77
	9.	150 MHz ... 360 MHz		79
8.0 mm	1.	3.5 MHz ... 50 MHz	not available	81
	3.	22 MHz ... 120 MHz		83
	5.	60 MHz ... 200 MHz		85
	7.	100 MHz ... 280 MHz		87
	9.	150 MHz ... 360 MHz		89
6.6 mm	1.	3.5 MHz ... 50 MHz	111	not available
	3.	22 MHz ... 120 MHz	113	
	5.	60 MHz ... 200 MHz	115	
	7.	100 MHz ... 280 MHz	117	
	9.	150 MHz ... 360 MHz	119	
6.0 mm	1.	8 MHz ... 50 MHz	not available	91
	3.	30 MHz ... 120 MHz		93
	5.	60 MHz ... 200 MHz		95
	7.	100 MHz ... 280 MHz		97
	9.	150 MHz ... 360 MHz		99
5.1 mm	1.	12 MHz ... 50 MHz	not available	271
	3.	30 MHz ... 120 MHz		273
	5.	60 MHz ... 200 MHz		275
	7.	100 MHz ... 280 MHz		277
	9.	150 MHz ... 360 MHz		279

Adjustment tolerance

D f/f @ 25 °C [ppm]	Code I
± 100	01
± 50	02
± 20	03
± 15	04
± 10	05
± 7	06
± 5	07

Load capacitance

C_L 8, 12, 16, 20, 30 pF fundamental series overtone
Others on request

Temperature stability

$\Delta f/f$ [ppm]	Temperature range	Code II	Frequency range
± 5	0 °C ... + 50 °C	29	8.5 MHz ... 360 MHz
± 7.5	- 20 °C ... + 70 °C	16	8.5 MHz ... 360 MHz
± 10	- 20 °C ... + 70 °C	14	5.2 MHz ... 360 MHz
± 50	- 20 °C ... + 70 °C	10	3.5 MHz ... 360 MHz
± 25	- 40 °C ... + 90 °C	35	8.5 MHz ... 360 MHz
± 50	- 55 °C ... + 105 °C	22	8.5 MHz ... 360 MHz

[Further temperature-codes](#)

Resonance resistance

R_r max.

[Link to graph](#)

Motional capacitance

C_1

[Link to graph](#)

Shunt capacitance

C_0

< 7pF

Ageing

< 3 ppm / year @ 25 °C

Drive level

P_q

0.1 mW

Packing

See handling & processing note.

Ordering Code					
71	02	12	-	30	10.000 kHz
⌋	⌋	⌋		⌋	⌋
Type	Code I	Code II		Load capacitance	Frequency

Ordering Code for oven crystals						
71	07	12	55	-	30	10.000 kHz
⌋	⌋	⌋	⌋		⌋	⌋
Type	Code I**	Code II	Turn over point (TOP) [°C]		Load capacitance	Frequency

** adjustment tolerance refers to the TOP temperature

Note:

- 1 Units in mm
- 2 Subject to technical modification
- 3 Not all options are available at all frequencies. Consult us for details.