

BATTERY DRIVEN, FTP-608 Series 2" HIGH SPEED THERMAL PRINTER

FTP-628MCL401/451

www.DataSheet4U.com


■ OVERVIEW

The FTP-628 MCL Series are battery driven high-speed printers with a 2-inch paper width equivalent.

The FTP-628 MCL Series can be used for a variety of applications, such as portable terminals, POS, banking terminals, and measurement and medical equipment.

■ HIGHLIGHTS

- **Ultra low profile**
Height 21.8 mm, width 81.2 mm, depth 42.2 mm
- **High speed printing**
It can print at 60 mm/s (480 dotlines/s) maximum by using Fujitsu's unique head drive control.
- **Auto Cutter**
Full cut type and partial cut type printers are available by user selection.
- **Easy paper setting**
Our unique platen release mechanism allows a wide paper route even if the printer is ultra-compact, so paper can be easily inserted. Conventional auto loading is also available.
- **Multifunctional die-cast form**
Wide operating temperature range, long continuous printing, high ESD absorption and discharge of static electricity vibration and shock resistant.
- **RoHS compliant**



FTP-628MCL401



FTP-628DSL491R

■ PART NUMBERS

Name		Part Number
Printer mechanism with cutter		FTP-628MCL401 (Easy Load Model)
Printer mechanism without cutter		FTP-628MCL451 (Easy Load Model with platen bracket + lock lever)
LSI for driving		FTP-629CU451R
Interface board for Mechanism/Cutter	Cutter supported	FTP-628DSL491R Parallel (Centronics) / Serial (RS-232C)
Interface cable	Parallel (Centronics)	FTP-628Y202
	Serial (RS-232C)	FTP-628Y302
Power cables	Head, motor, logic	FTP-628Y402

■ SPECIFICATIONS

Item	Specifications
Part number	FTP-628MCL401
Printing method	Thermal-line dot method
Dot structure	384 dots/line
Dot pitch (Horizontal)	0.125 mm (8 dots/mm)—Dot density
Dot pitch (Vertical)	0.125 mm (8 dots/mm)—Line feed pitch
Effective printing area	48 mm
Number of columns	ANK 32 columns/line (maximum 12 x 24 dot font)
Paper width	58 mm
Paper thickness	60 to 100 μ m (some paper in this range may not be used because of paper characteristics)
Printing Speed	Maximum 60mm/sec. (480 dot line/sec.) at 8.5V
Character types	Alphanumeric, kana: 159 types International characters: 195 types JIS Kanji (Kanji CG loaded board): about 6800 types
Character, dimensions (W×H), number of columns	12 × 24 dots, (1.5 × 3.0 mm), 32 columns: ANK 24 × 24 dots, (3.0 × 3.0 mm), 16 columns: ANK 8 × 16 dots, (1.0 × 2.0 mm), 48 columns: ANK 16 × 16 dots, (2.0 × 2.0 mm), 24 columns: ANK

■ SPECIFICATIONS

Item		Specification
Interface		Conforms to RS232C / Centronics
Power supply	For print head	4.2 - 8.5 VDC average current, 1.8 (2.4)A at 7.2V (print ratio: 12.5%, print speed: 60mm/sec.)
	For motor	4.2 - 8.5 VDC, 1A maximum
	For cutter motor	4.75 - 8.5 VDC, 1A maximum
	For logic	5 VDC \pm 5%, 0.1 A maximum
Dimensions	Mechanism with cutter	81.2 x 42.2 x 21.8 mm (WxDxH)
	Interface board	70 x 60 x12 mm
Weight	Mechanism with cutter	Approximately 97g
	Interface board	Approximately 25g
Life	Head	Pulse resistance: 100 million pulses/dot (under our standard conditions); Abrasion resistance: paper traveling distance 50km (print ratio: 12.5% or less)
	Cutter	500,000 cuts
	Platen	5,000 times (open/close)
Operating environment	Operating temperature*	0° C to 50° C
	Operating humidity	20 to 85% RH (no condensation)
	Storage temperature	-20° C to +60° C (paper not included)
	Storage humidity	5 to 95% RH (no condensation)
Detection function	Head temperature detection	Detected by thermistor
	Paper out/mark detection	Detected by photo-interrupter
	Platen release	Detected by sliding switch
	Movable blade	Detected by photo-interrupter
Recommended thermal sensitive paper		High Sensitive Paper TF50KS-E4 (Nippon Paper)
		Standard paper: TF60KS-E(Nippon Paper), FTP-020PU001 (58mm), PD105R (Oji Paper), FTP-020P0701 (58mm)
		Medium Life Paper TF60KS-F1, FTP-020P0102 (58mm), PD170R (Oji Paper), P220VBB-1 Mitsubishi Paper)
		Long Life Paper PD160R-N (Oji Paper), AFP-235 (Mitsubishi Paper), TP50KJ-R (Nippon Paper), HA220AA (Nippon Paper)

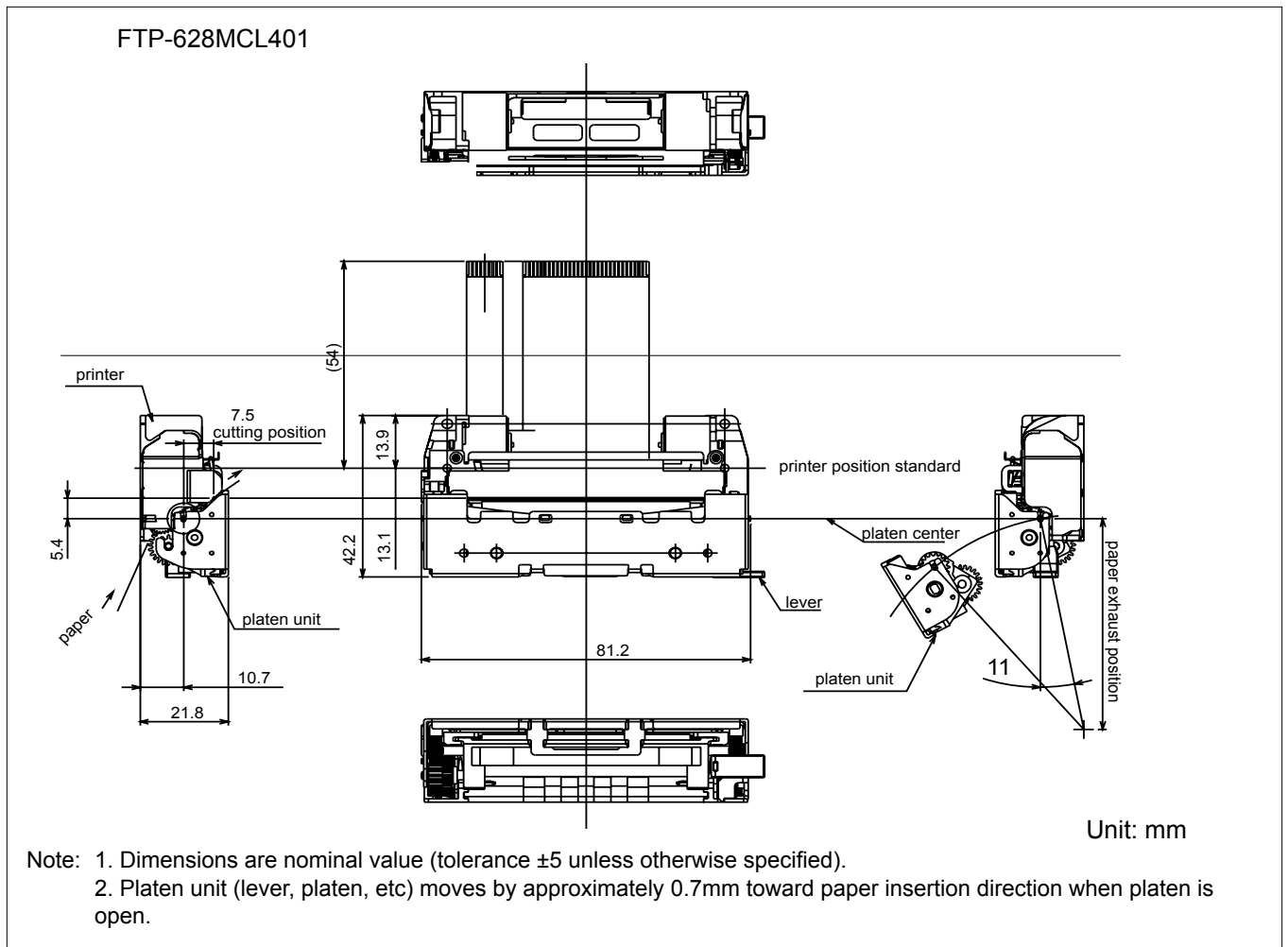
*+5°C to +40°C printing density assurance rance (-25 to 70°C capability)

FUNCTION OF INTERFACE BOARD

Item	Item
1. Test print function	8. Cutter trouble detect
2. Paper out detection	9. Motor power saving function
3. Paper near end detection	10. Mark detection function
4. Platen open detection	11. MCU operation abnormality detection
5. Thermal head temperature abnormality detection	12. Power ON/OFF sequence protection
6. Blow-out fuse detection	13. Motor over-current protection
7. Head voltage abnormality detection	14. Hardware timer

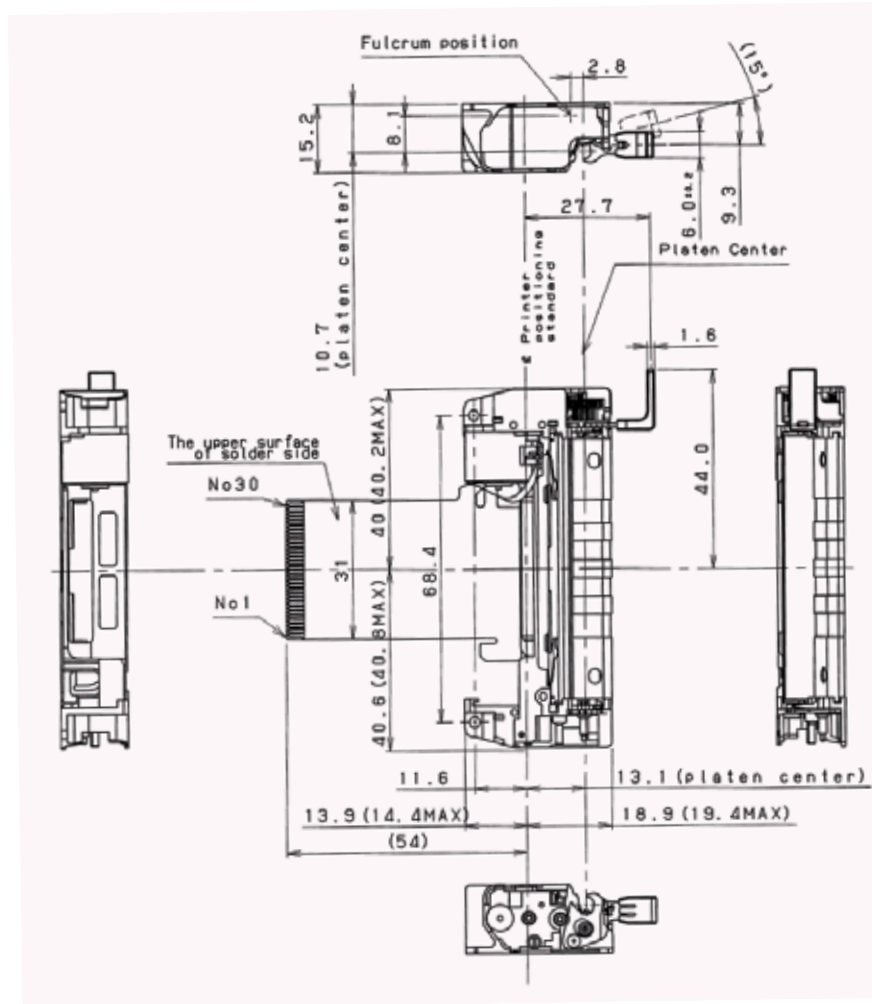
DIMENSIONS

1. Printer mechanism

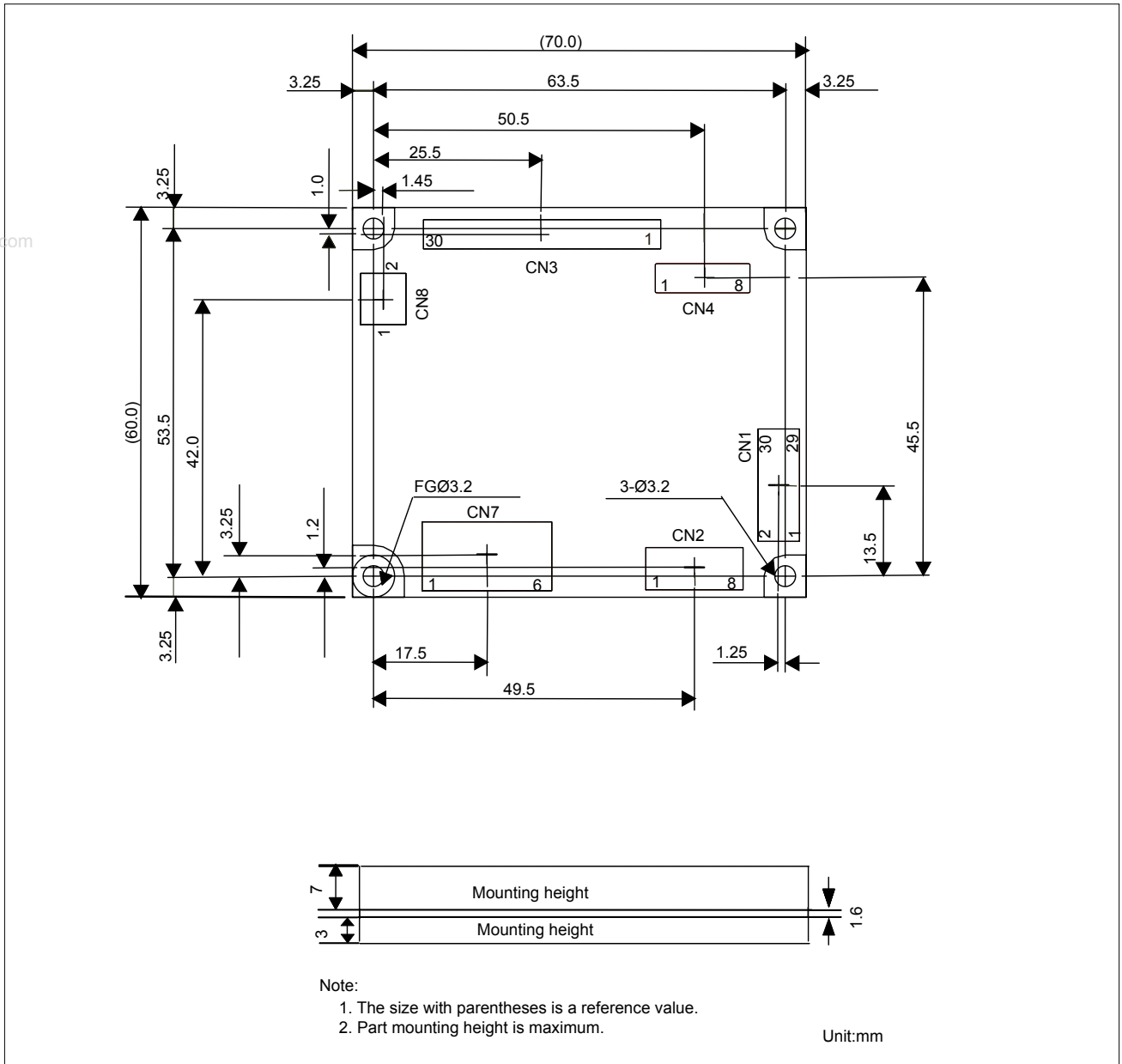


1. Printer mechanism

FTP-628MCL451



2. Interface board



FTP-628MCL401 mechanism/cutter FPC PIN Assignment

(1) For thermal head, motor and sensor

Connector on control circuit: 52610-3090 (Molex or equivalent)

No	Signal	Content s
1	PHK	Cathode for photo interruptor
2	VSEN	paper sensor power
3	PHE	Emitter for photo interruptor
4	VH	Head drive power
5	VH	
6	DI	Data in
7	CLK	Clock
8	GND	Head ground
9	GND	
10	STB6	Strobe 6
11	STB5	Strobe 5
12	STB4	Strobe 4
13	Vdd	Logic power
14	TM	Thermistor
15	TM	
16	STB 3	Strobe 3
17	STB 2	Strobe 2
18	STB 1	Strobe 1
19	GND	Head ground
20	GND	
21	$\overline{\text{LAT}}$	Data latch
22	DO	Data out
23	VH	Head drive power
24	VH	
25	SW	Platen release switch
36	SW	
27	MT/A	Excitation signal A
28	$\text{MT}/\overline{\text{A}}$	Excitation signal $\overline{\text{A}}$
29	MT/B	Excitation signal B
30	$\text{MT}/\overline{\text{B}}$	Excitation signal $\overline{\text{B}}$

FTP-628MCL451 mechanism/platen bracket FPC PIN Assignment

(1) For thermal head, motor and sensor

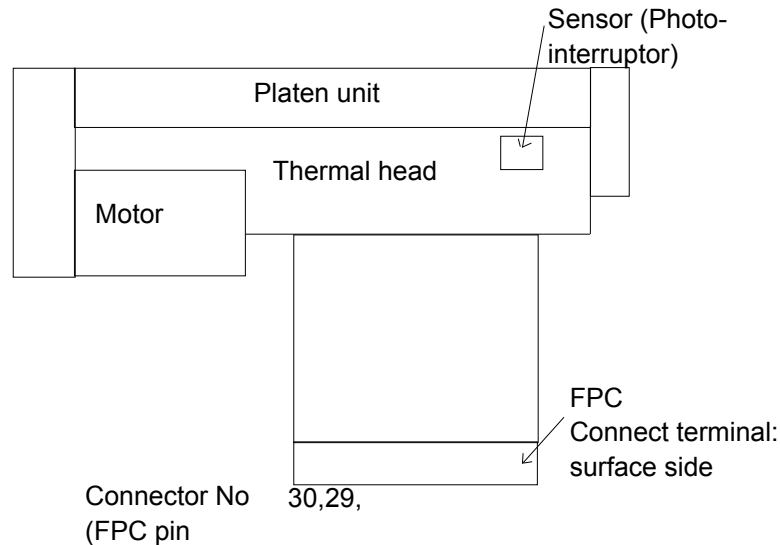
Connector on control circuit: 52610-3090 (Molex or equivalent)

No	Signal	Contents
1	PHK	Cathode for photo interruptor
2	VSEN	paper sensor power
3	PHE	Emitter for photo interruptor
4	VH	Head drive power
5	VH	
6	DI	Data in
7	CLK	Clock
8	GND	Head ground
9	GND	
10	STB6	Strobe 6
11	STB5	Strobe 5
12	STB4	Strobe 4
13	Vdd	Logic power
14	TM	Thermistor
15	TM	
16	STB 3	Strobe 3
17	STB 2	Strobe 2
18	STB 1	Strobe 1
19	GND	Head ground
20	GND	
21	$\overline{\text{LAT}}$	Data latch
22	DO	Data out
23	VH	Head drive power
24	VH	
25	SW	Platen release switch
36	SW	
27	MT/A	Excitation signal A
28	$\text{MT}/\overline{\text{A}}$	Excitation signal $\overline{\text{A}}$
29	MT/B	Excitation signal B
30	$\text{MT}/\overline{\text{B}}$	Excitation signal $\overline{\text{B}}$

(2) For cutter

Connector on control circuit: 52610-0890 (Molex or equivalent)

No	Signal	Contents
1	VSEN	Home position sensor power
2	PHE	Emittor for photo interruptor
3	PHK	Cathode for photo interruptor
4	MT/A	Excitation signal A
5	MT/ \bar{A}	Excitation signal \bar{A}
6	MT/B	Excitation signal B
7	MT/ \bar{B}	Excitation signal \bar{B}
8	NC	Not connected



Fujitsu Components International Headquarter Offices

Japan
 Fujitsu Component Limited
 Gotanda-Chuo Building
 3-5, Higashigotanda 2-chome, Shinagawa-ku
 Tokyo 141, Japan
 Tel: (81-3) 5449-7010
 Fax: (81-3) 5449-2626
 Email: promothq@ft.ed.fujitsu.com
 Web: www.fcl.fujitsu.com

North and South America
 Fujitsu Components America, Inc.
 250 E. Caribbean Drive
 Sunnyvale, CA 94089 U.S.A.
 Tel: (1-408) 745-4900
 Fax: (1-408) 745-4970
 Email: components@us.fujitsu.com
 Web: <http://us.fujitsu.com/components/>

Europe
 Fujitsu Components Europe B.V.
 Diamantlaan 25
 2132 WV Hoofddorp, The Netherlands
 Tel: (31-23) 5560910
 Fax: (31-23) 5560950
 Email: info@fceu.fujitsu.com
 Web: emea.fujitsu.com/components/

Asia Pacific
 Fujitsu Components Asia Ltd.
 102E Pasir Panjang Road
 #01-01 Citilink Warehouse Complex
 Singapore 118529
 Tel: (65) 6375-8560
 Fax: (65) 6273-3021
 Email: fcal@fcal.fujitsu.com
 Web: <http://www.fujitsu.com/sg/services/micro/components/>