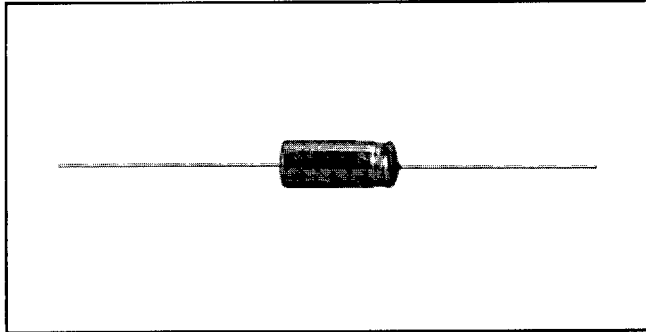


TYPE 630D EXTRALYTIC[®] Aluminum Capacitors Electrolytics



FEATURES

- Designed for use in critical long-interval timing circuits
- Exceptionally high capacitance stability
- Excellent shelf and life characteristics
- All terminal connections welded, eliminating possibility of "open" or intermittent contacts encountered in pressure connections
- Outer plastic-film insulation and polymer-coated end seals eliminate possible problems with solvent cleaning
- Standard inventoried product
- Sizes subject to change without notice

PERFORMANCE CHARACTERISTICS

Operating Temperature: - 55°C to + 125°C.

Capacitance Tolerance: ± 10%.

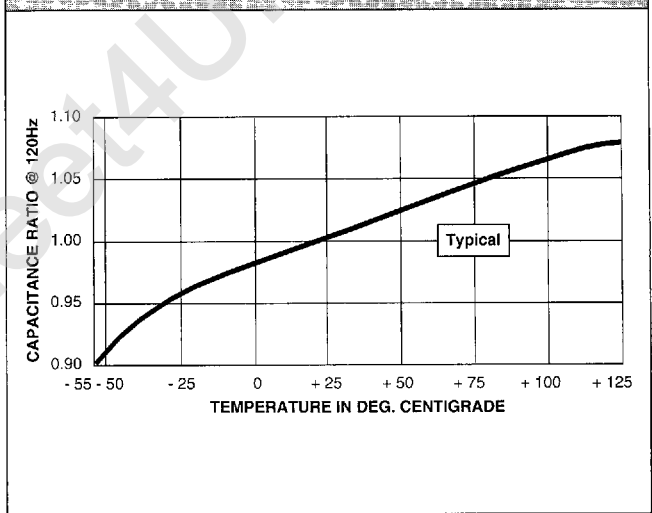
Leakage Current: Maximum DC leakage current @ + 25°C:
10µF capacitors, 1µA; 25µF capacitors, 1.2µA;
50µF capacitors, 1.5µA; 100µF capacitors, 2µA;
250µF capacitors, 3µA; 500µF capacitors, 5µA.

Equivalent Series Resistance: .3 ohm to 13.3 ohm maximum @ 120Hz and + 25°C.

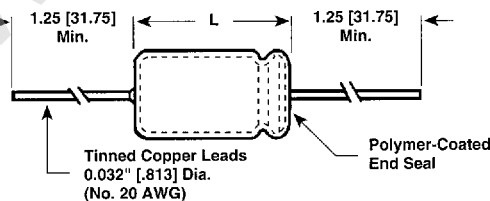
Life Validation Test: Capacitors are capable of withstanding a 2000 hour life test at rated voltage and + 85°C. After test, capacitance value shall not be changed by more than ± 20%, the equivalent series resistance shall not exceed 150% of initial requirement and the leakage current shall not have exceeded initial requirement.

Shelf Test: After storage for 500 hours @ + 85°C with no voltage applied, the capacitance and equivalent series resistance shall meet initial requirements and the DC leakage current shall not exceed 300% of the initial requirements.

CAPACITANCE vs TEMPERATURE



STANDARD RATINGS and DIMENSIONAL CONFIGURATIONS [Numbers in brackets indicate millimeters]



CAPACITANCE (µF)	WVDC	D x L	PART NUMBER
10	25	.270 x .812 [6.858 x 20.625]	630D100
25	25	.332 x .812 [8.433 x 20.625]	630D101
50	25	.332 x .937 [8.433 x 23.800]	630D102
100	25	.395 x 1.062 [10.033 x 26.975]	630D103
250	25	.395 x 1.625 [10.033 x 41.275]	630D104
500	25	.505 x 1.875 [12.827 x 47.625]	630D105

D 85E ■ 8514812 0020381 123 ■