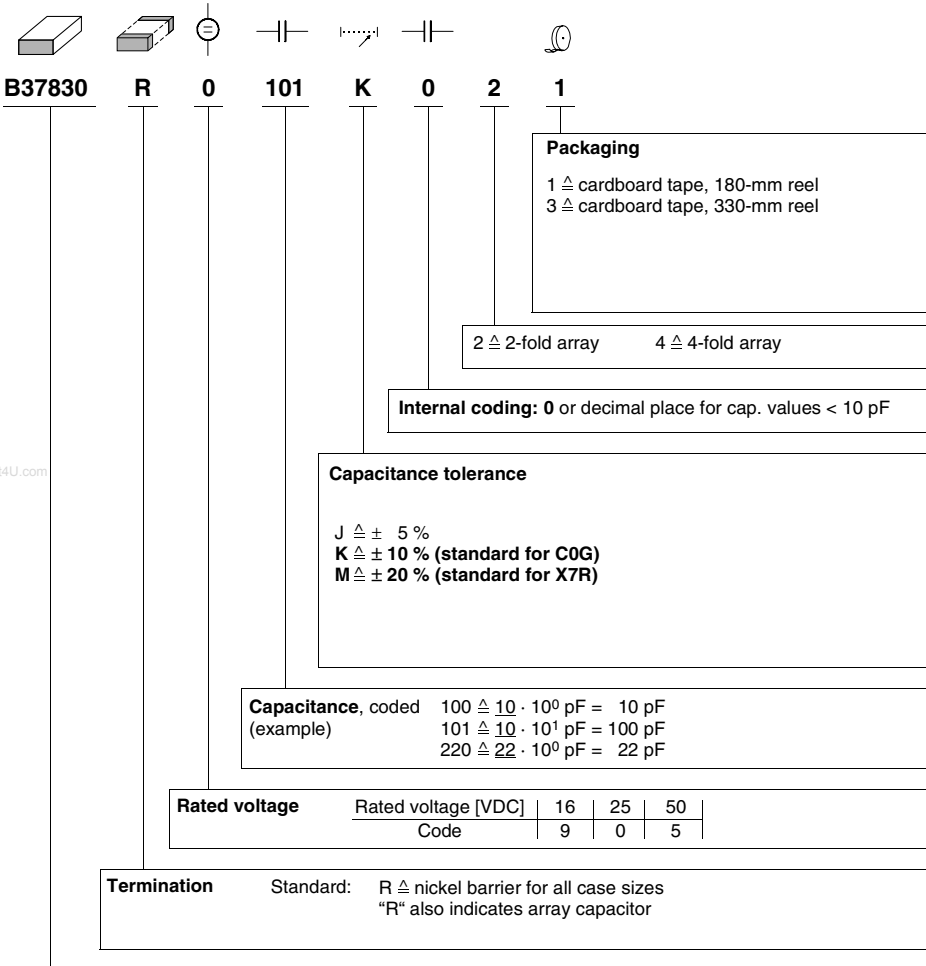


Ordering code system



DataSheet4U.com

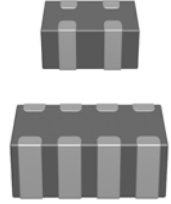
Type and size			
Chip size (inch / mm)	Temperature characteristic		
	C0G	X7R	
<b>0405</b> / 1012	B37830	B37831	
<b>0508</b> / 1220	B37940	B37941	
<b>0612</b> / 1632	B37871	B37872	

**Features**

- Reduction of mounting time and mounting costs
- Space saving on the PCB

**Applications**

- Suitable for electronic circuits with parallel line layout
- Decoupling
- Coupling
- Blocking
- Interference suppression


**Termination**

- For soldering: Nickel-barrier terminations (Ni)

**Options**

- Alternative capacitance tolerances available on request

**Delivery mode**

- Cardboard tape, 180-mm and 330-mm reel available

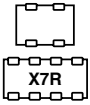
**Electrical data**

Temperature characteristic		X7R	
Climatic category (IEC 60068-1)		55/125/56	
Standard		EIA	
Dielectric		Class 2	
Rated voltage <sup>1)</sup>	$V_R$	16, 25, 50	VDC
Test voltage	$V_{test}$	$2,5 \cdot V_R/5 s$	VDC
Capacitance range	$C_R$	1 nF ... 22 nF	
Max. relative capacitance change	$\Delta C/C$	$\pm 15$	%
Dissipation factor (limit value)	$\tan \delta$	$< 25 \cdot 10^{-3}$ $< 35 \cdot 10^{-3}$ for 16V	
Insulation resistance <sup>2)</sup> at + 25 °C	$R_{ins}$	$> 10^5$	M $\Omega$
Insulation resistance <sup>2)</sup> at +125 °C	$R_{ins}$	$> 10^4$	M $\Omega$
Time constant <sup>2)</sup> at + 25 °C	$\tau$	$> 1000$	s
Time constant <sup>2)</sup> at +125 °C	$\tau$	$> 100$	s
Operating temperature range	$T_{op}$	-55 ... +125	°C
Ageing <sup>3)</sup>		yes	

1) Note: No operation on AC line.

2) For  $C_R > 10$  nF the time constant  $\tau = C \cdot R_{ins}$  is given.

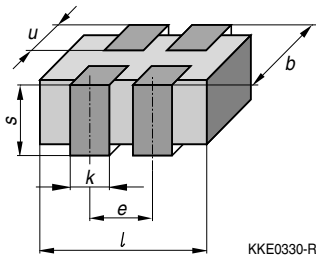
3) Refer to chapter "General Technical Information", page 197.


**Capacitance tolerances**

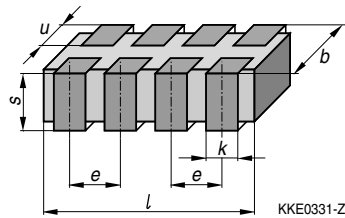
Code letter	K	M (standard)
Tolerance	$\pm 10\%$	$\pm 20\%$

**Dimensional drawing**

2-fold array (case size 0405)

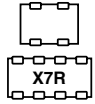


4-fold array (case sizes 0508 and 0612)


**Dimensions (mm)**

Case size (inch) (mm)	2-fold array	4-fold array	
	0405 1012	0508 1220	0612 1632
<i>l</i>	$1,37 \pm 0,15$	$2,0 \pm 0,2$	$3,2 \pm 0,2$
<i>b</i>	$1,0 +0/-0,15$	$1,25 \pm 0,15$	$1,6 \pm 0,2$
<i>s</i>	0,70 max.	$0,85 \pm 0,1$	$0,85 \pm 0,1$
<i>k</i>	$0,36 \pm 0,1$	$0,3 \pm 0,1$	$0,4 \pm 0,15$
<i>e</i>	0,64	$0,5 \pm 0,1$	$0,8 \pm 0,15$
<i>u</i>	$0,2 \pm 0,1$	$0,2 +0,3/-0,1$	$0,2 +0,3/-0,1$

Tolerances to CECC 32101-801

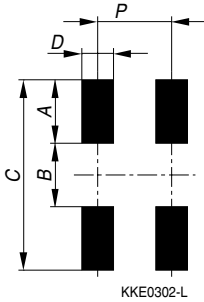


## Multilayer Ceramic Capacitors

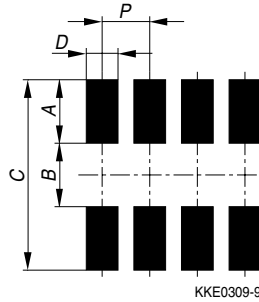
X7R

### Recommended solder pad

2-fold array (case size 0405)



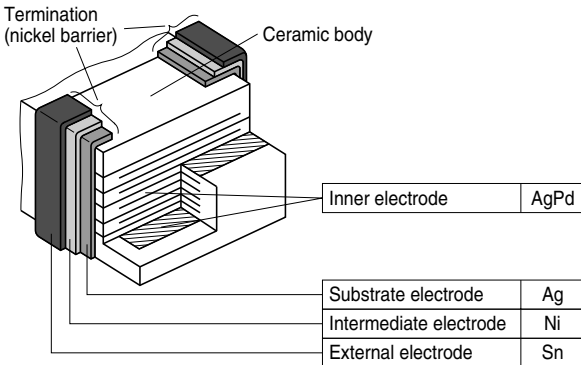
4-fold array (case sizes 0508 and 0612)



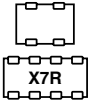
### Maximum dimensions (mm)

Case size	(inch/mm)	Type	A	B	C	D	P
	0405/1012	2-fold array	0,55	0,28	1,38	0,40	0,64
	0508/1220	4-fold array	0,90	0,40	2,20	0,35	0,50
	0612/1632	4-fold array	1,00	1,10	3,10	0,45	0,90

### Termination

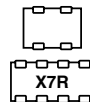


KKE0366-S-E


**Product range array capacitors**

	X7R					
	2-fold arrays			4-fold arrays		
Size <sup>1)</sup>	0405		0508		0612	
inch	1012		1220		1632	
mm	B37831		B37941		B37872	
Type	B37831		B37941		B37872	
$V_R$ (VDC)	16		25		50	
$C_R$	16		25		50	
1,0 nF						
1,5 nF						
2,2 nF						
3,3 nF						
4,7 nF						
6,8 nF						
10 nF						
15 nF						
22 nF						

1)  $l \times b$  (inch) /  $l \times b$  (mm)



## Multilayer Ceramic Capacitors

### X7R; 0405 to 0612

#### Ordering codes and packing for X7R, 16, 25 and 50 VDC, nickel-barrier terminations

$C_R^{1)}$	Ordering code <sup>2)</sup>	Chip thickness	Cardboard tape, ∅ 180-mm reel	Cardboard tape, ∅ 330-mm reel
		mm	* $\triangle$ 1	* $\triangle$ 3
			pcs/reel	pcs/reel

#### Case size 0405, 16 VDC, 2-fold arrays

1,0 nF	B37831R9102M02*	0,6 ± 0,1	5000	20000
2,2 nF	B37831R9222M02*	0,6 ± 0,1	5000	20000
4,7 nF	B37831R9472M02*	0,6 ± 0,1	5000	20000
10 nF	B37831R9103M02*	0,6 ± 0,1	5000	20000

#### Case size 0508, 25 VDC, 4-fold arrays

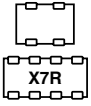
1,0 nF	B37941R0102M04*	0,85 ± 0,1	4000	16000
2,2 nF	B37941R0222M04*	0,85 ± 0,1	4000	16000
4,7 nF	B37941R0472M04*	0,85 ± 0,1	4000	16000
10 nF	B37941R0103M04*	0,85 ± 0,1	4000	16000

#### Case size 0612, 50 VDC, 4-fold arrays

1,0 nF	B37872R5102M04*	0,85 ± 0,1	4000	16000
1,5 nF	B37872R5152M04*	0,85 ± 0,1	4000	16000
2,2 nF	B37872R5222M04*	0,85 ± 0,1	4000	16000
3,3 nF	B37872R5332M04*	0,85 ± 0,1	4000	16000
4,7 nF	B37872R5472M04*	0,85 ± 0,1	4000	16000
6,8 nF	B37872R5682M04*	0,85 ± 0,1	4000	16000
10 nF	B37872R5103M04*	0,85 ± 0,1	4000	16000
15 nF	B37872R5153M04*	0,85 ± 0,1	4000	16000
22 nF	B37872R5223M04*	0,85 ± 0,1	4000	16000

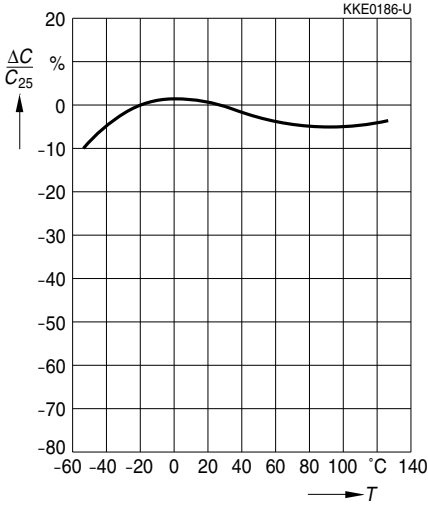
1) Other capacitance values on request.

2) The table contains the ordering codes for the standard capacitance tolerance.  
For other available capacitance tolerances see page 102.

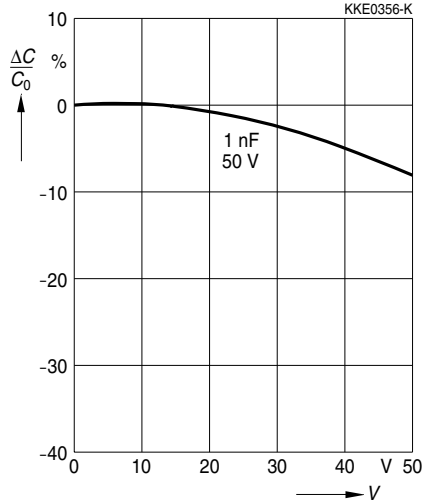


**Typical characteristics**

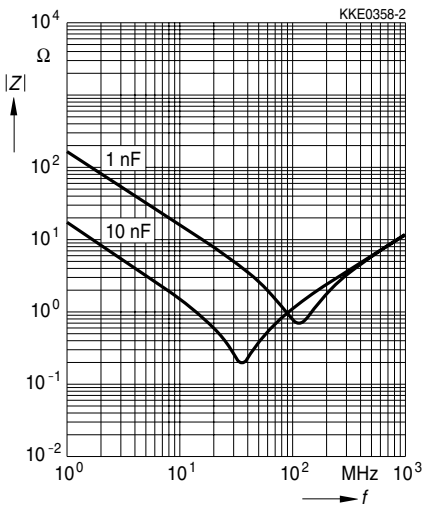
Capacitance change  $\Delta C/C_{25}$  versus temperature  $T$



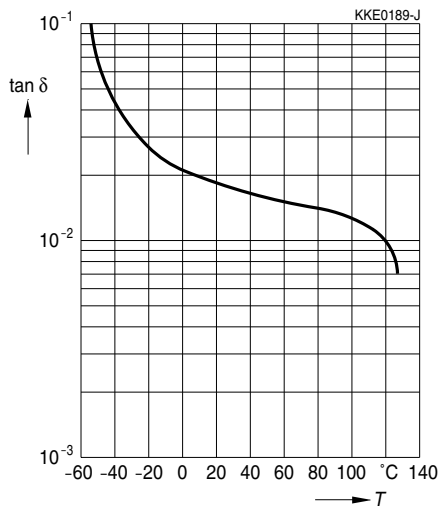
Capacitance change  $\Delta C/C_0$  versus superimposed DC voltage  $V$

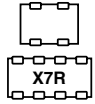


Impedance  $|Z|$  versus frequency  $f$



Dissipation factor  $\tan \delta$  versus temperature  $T$

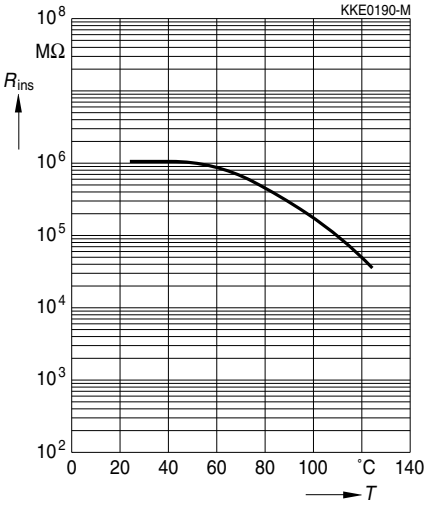




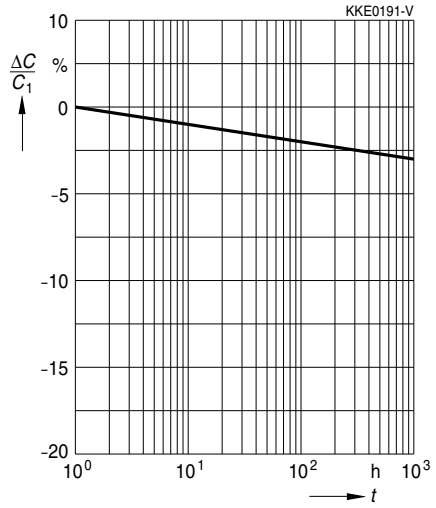
**Multilayer Ceramic Capacitors**  
**X7R**

**Typical characteristics**

Insulation resistance  $R_{ins}$  versus temperature  $T$



Capacitance change  $\Delta C/C_1$  versus time  $t$





**Herausgegeben von EPCOS AG**

**Unternehmenskommunikation, Postfach 80 17 09, 81617 München, DEUTSCHLAND**

**☎ ++49 89 636 09, FAX (0 89) 636-2 26 89**

© EPCOS AG 2002. Vervielfältigung, Veröffentlichung, Verbreitung und Verwertung dieser Broschüre und ihres Inhalts ohne ausdrückliche Genehmigung der EPCOS AG nicht gestattet.

Bestellungen unterliegen den vom ZVEI empfohlenen Allgemeinen Lieferbedingungen für Erzeugnisse und Leistungen der Elektroindustrie, soweit nichts anderes vereinbart wird.

Diese Broschüre ersetzt die vorige Ausgabe.

Fragen über Technik, Preise und Liefermöglichkeiten richten Sie bitte an den Ihnen nächstgelegenen Vertrieb der EPCOS AG oder an unsere Vertriebsgesellschaften im Ausland. Bauelemente können aufgrund technischer Erfordernisse Gefahrstoffe enthalten. Auskünfte darüber bitten wir unter Angabe des betreffenden Typs ebenfalls über die zuständige Vertriebsgesellschaft einzuholen.

**Published by EPCOS AG**

**Corporate Communications, P.O. Box 80 17 09, 81617 Munich, GERMANY**

**☎ ++49 89 636 09, FAX (0 89) 636-2 26 89**

© EPCOS AG 2002. Reproduction, publication and dissemination of this brochure and the information contained therein without EPCOS' prior express consent is prohibited.

Purchase orders are subject to the General Conditions for the Supply of Products and Services of the Electrical and Electronics Industry recommended by the ZVEI (German Electrical and Electronic Manufacturers' Association), unless otherwise agreed.

This brochure replaces the previous edition.

For questions on technology, prices and delivery please contact the Sales Offices of EPCOS AG or the international Representatives.

Due to technical requirements components may contain dangerous substances. For information on the type in question please also contact one of our Sales Offices.