

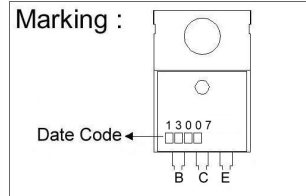
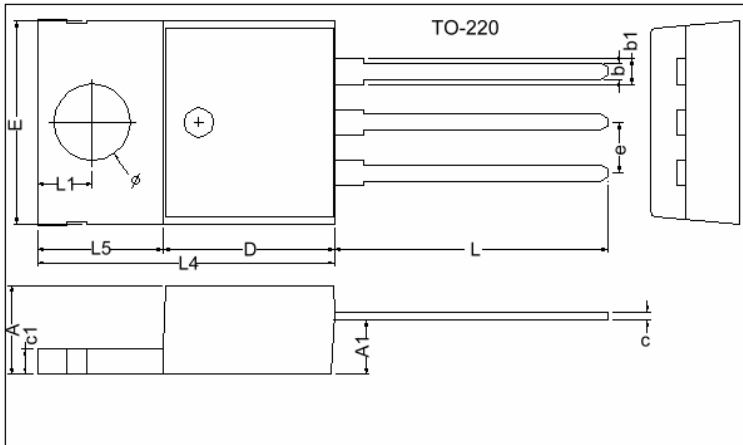
GE13007

NPN SILICON TRIPLE DIFFUSED MESA TYPE TRANSISTOR

Description

The GE13007 is designed for electronic transformers and power switching circuit applications.

Package Dimensions



REF.	Millimeter		REF.	Millimeter	
	Min.	Max.		Min.	Max.
A	4.40	4.80	c1	1.25	1.45
b	0.76	1.00	b1	1.17	1.47
c	0.36	0.50	L	13.25	14.25
D	8.60	9.00	e	2.54 REF.	
E	9.80	10.4	L1	2.60	2.89
L4	14.7	15.3	∅	3.71	3.96
L5	6.20	6.60	A1	2.60	2.80

Absolute Maximum Ratings at Ta = 25°C

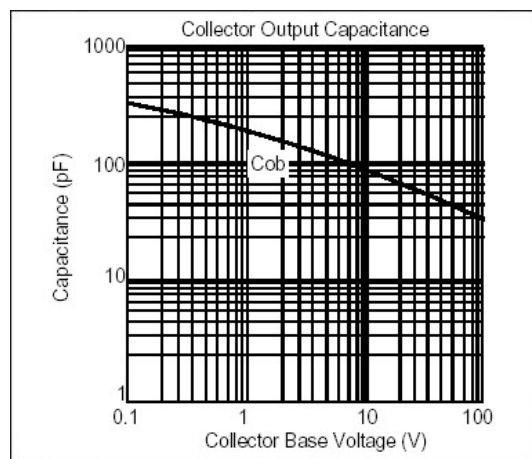
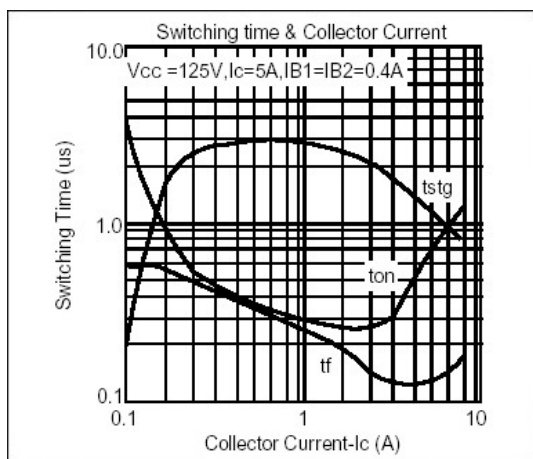
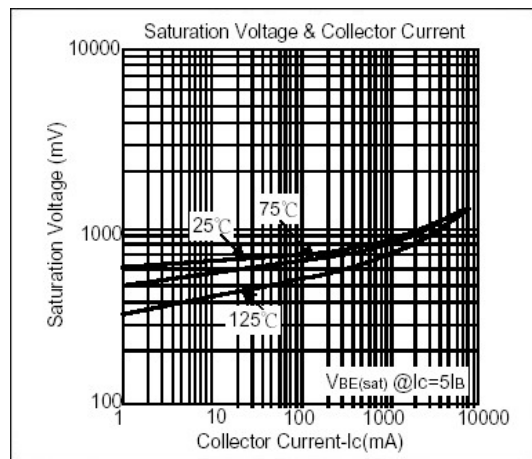
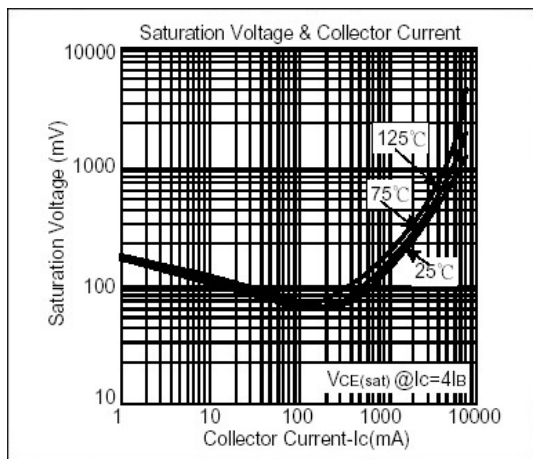
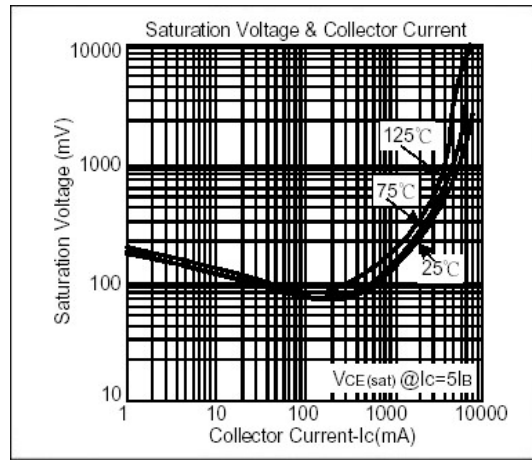
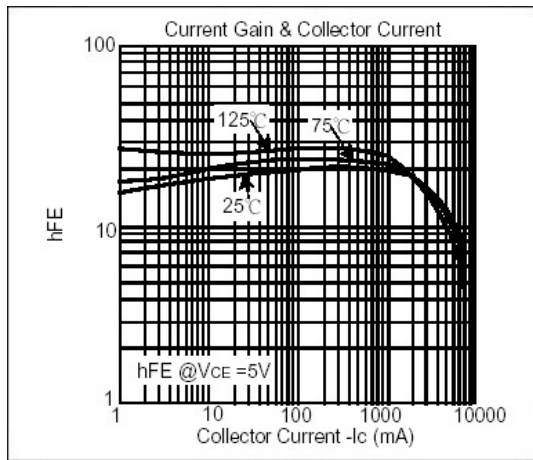
Parameter	Symbol	Ratings	Unit
Junction Temperature	Tj	+150	°C
Storage Temperature	Tstg	-55 ~ +150	°C
Collector to Base Voltage	VCBO	700	V
Collector to Emitter Voltage	VCEO	400	V
Emitter to Base Voltage	VEBO	9	V
Collector Current	IC	8	A
Total Power Dissipation at Tc=25°C	PD	80	W

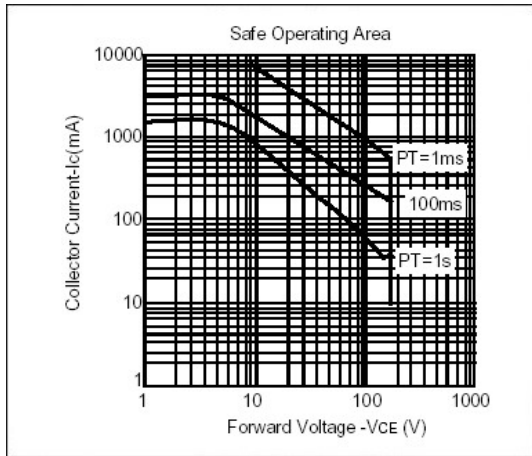
Electrical Characteristics(Tc = 25°C Unless otherwise specified)

Parameter	Symbol	Min.	Typ.	Max.	Unit	Test Conditions
Collector-Emitter Sustaining Voltage	VCEO(sus)	400	-	-	V	IC=10mA, IB=0
Collector-Base Breakdown Voltage	BVCBO	700	-	-	V	IC=1mA, IE=0
Emitter-Base Breakdown Voltage	BVEBO	9	-	-	V	IE=1mA, IC=0
Collector Cutoff Current	ICBO	-	-	100	μA	VCB=700V
Collector-Emitter Cutoff Current	ICEO	-	-	50	μA	VCE=400V
Emitter-Base Cutoff Current	IEBO	-	-	10	μA	VEB=7V
Collector-Emitter Saturation Voltage	*VCE(sat)1	-	-	1.2	V	IC=2A, IB=400mA
	*VCE(sat)2	-	-	3.0	V	IC=8A, IB=2A
Base-Emitter Saturation Voltage	*VBE(sat)	-	-	1.2	V	IC=2A, IB=400mA
DC Current Gain	*HFE1	8	-	50		VCE=5V, IC=2A
	*HFE2	5	-	-		VCE=5V, IC=5A
Frequency characteristics	fT	4	-	-	MHz	VCE=10V, IC=500mA, f=1MHz
Turn-On Time	ton	-	-	1.6	μs	VCC=125V, IC=5A, IB1=IB2=0.4A
Storage Time	tstg	-	-	3		
Fall Time	tf	-	-	0.7		

*Pulse Test: Pulse Width=300μs, Duty Cycle ≤ 2%

Characteristics Curve





Important Notice:

- All rights are reserved. Reproduction in whole or in part is prohibited without the prior written approval of GTM.
- GTM reserves the right to make changes to its products without notice.
- GTM semiconductor products are not warranted to be suitable for use in life-support Applications, or systems.
- GTM assumes no liability for any consequence of customer product design, infringement of patents, or application assistance.

Head Office And Factory:

- **Taiwan:** No. 17-1 Tatung Rd. Fu Kou Hsin-Chu Industrial Park, Hsin-Chu, Taiwan, R. O. C.
- TEL : 886-3-597-7061 FAX : 886-3-597-9220, 597-0785
- **China:** (201203) No.255, Jang-Jiang Tsai-Lueng RD. , Pu-Dung-Hsin District, Shang-Hai City, China
- TEL : 86-21-5895-7671 ~ 4 FAX : 86-21-38950165