




CYL

HIGH VOLTAGE  
CYLINDER SILICON RECTIFIERS

- DIFFUSED SILICON JUNCTIONS
- PRV 150,000 TO 200,000 VOLTS
- AVALANCHE CHARACTERISTICS
- LOW LEAKAGE
- INTERNAL CAPACITOR COMPENSATION



EDI NUMBER	PRV VOLTS	AVERAGE RECTIFIED FORWARD CURRENT @50 °C	MAX FORWARD VOLTAGE DROP @25°C RATED CURRENT
100CYL150	150,000	100mA	220 VOL TS
100CYL175	175,000	100mA	260 VOL TS
100CYL200	200,000	100mA	295 VOL TS
200CYL150	150,000	200mA	220 VOL TS
200CYL175	175,000	200mA	260 VOL TS
200CYL200	200,000	200mA	295 VOL TS

ELECTRICAL CHARACTERISTICS(at T<sub>A</sub> =25 °C Unless Otherwise Specified)

Max. DC Reverse Current @ PRV and 25 °C, I <sub>R</sub>	5 μA
Max. DC Reverse Current @ PRV and 100 °C, I <sub>R</sub>	100 μA
Ambient Operating Temperature Range, T <sub>A</sub>	-55 °C to +125 °C
Storage Temperature Range, T <sub>STG</sub>	-55 °C to +125 °C
Max. One-Half Cycle Surge Current, I <sub>FM</sub> (Surge) @ 60Hz	20 Amps
Forward Current Repetitive Peak, I <sub>FRM</sub>	4 Amps

EDI reserves the right to change these specifications at any time without notice.

# CYL

FIG.1  
OUTPUT CURRENT vs AMBIENT TEMPERATURE

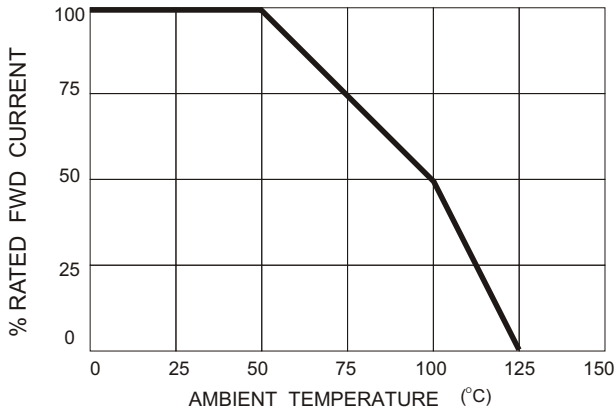


FIG.2  
NON-REPETITIVE SURGE CURRENT

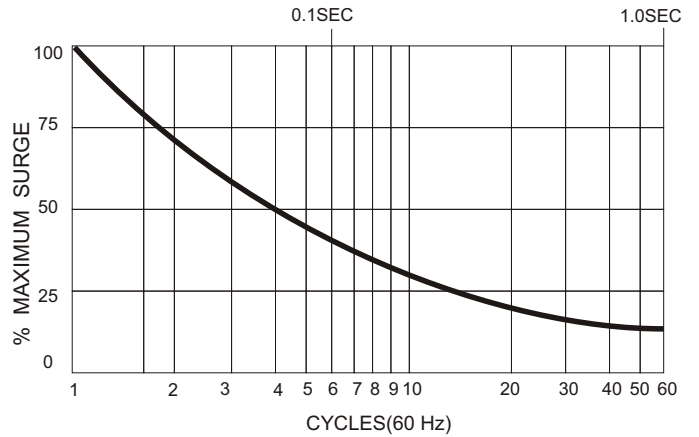


FIG.3

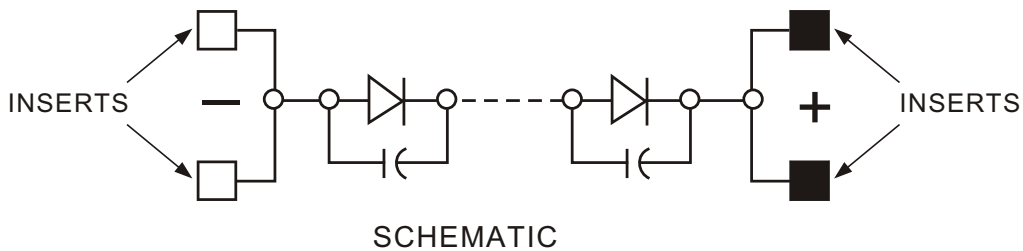
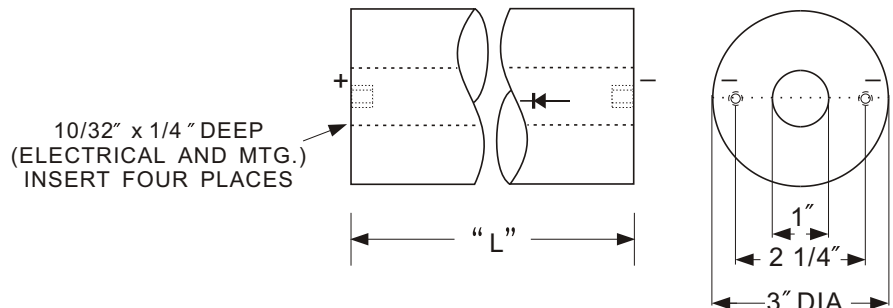


FIG.4  
PACKAGE STYLE

EDI TYPE NO.	"L" Inches
CYL 150	7"
CYL 175	8"
CYL 200	9"



EDI reserves the right to change these specifications at any time without notice.