

PLEASE CHECK WWW.MOLEX.COM FOR LATEST PART INFORMATION

Part Number: [0510480400](#)
Status: **Active**
Description: 2.00mm (.079") Pitch Cable Holder, Vertical, Low Profile, for Ribbon Cable, 4 Circuits

Documents:

[3D Model](#) [RoHS Certificate of Compliance \(PDF\)](#)
[Drawing \(PDF\)](#)

General

Product Family	Ribbon Cable / Wire Trap Connectors
Series	51048
Component Type	One Piece
Glow-Wire Compliant	No
Product Name	Board-In, Cable Holder

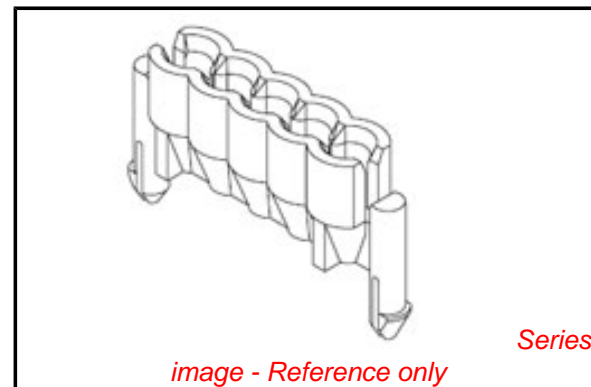
Physical

Circuits (Loaded)	4
Color - Resin	Natural
Entry Angle	Vertical
Lock to Mating Part	None
Material - Resin	Nylon
Number of Rows	1
PCB Retention	Yes
PCB Thickness Recommended (in)	0.062 In
PCB Thickness Recommended (mm)	1.60 mm
Packaging Type	Bag
Pitch - Mating Interface (in)	0.079 In
Pitch - Mating Interface (mm)	2.00 mm
Polarized to Mating Part	N/A
Polarized to PCB	No
Stackable	No
Surface Mount Compatible (SMC)	No
Temperature Range - Operating	-40°C to +105°C
Wire Insulation Diameter	1.60mm (.063") max.
Wire Size AWG	26
Wire/Cable Type	Ribbon Cable

Electrical

Current - Maximum per Contact	N/A
Voltage - Maximum	N/A

Material Info



EU RoHS

ELV and RoHS Compliant
REACH SVHC Contains SVHC: No
Halogen-Free Status
Not Reviewed

China RoHS



Need more information on product environmental compliance?

Email productcompliance@molex.com
 For a multiple part number RoHS Certificate of Compliance, [click here](#)

Please visit the [Contact Us](#) section for any non-product compliance questions.

Search Parts in this Series

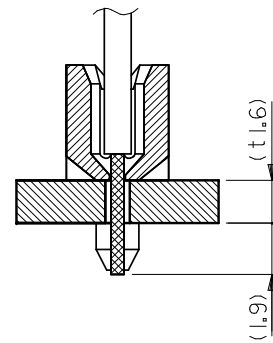
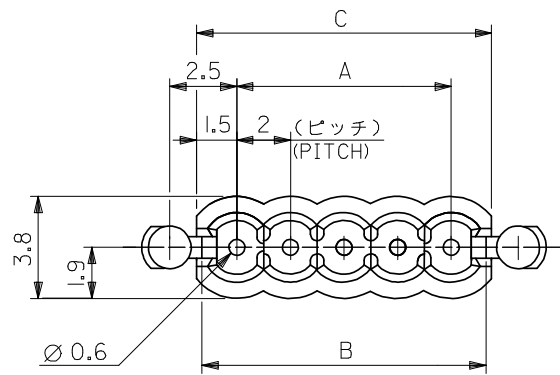
51048Series

Mates With

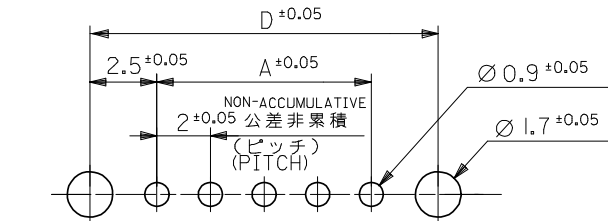
N/A

Use With

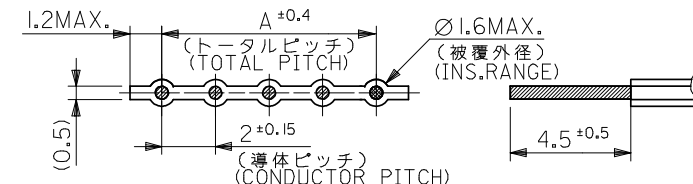
Topcoated ribbon cable



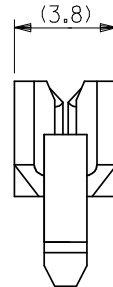
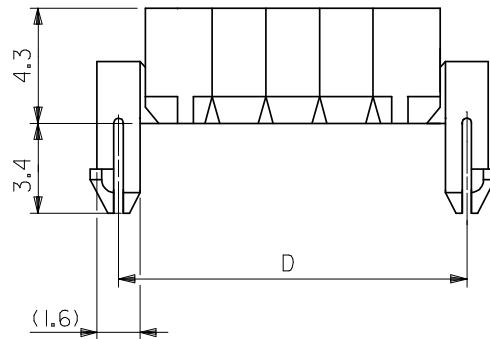
電線挿入図
SECT.(CABLE ASS'Y)



基板取付穴推奨寸法
RECOMMENDED P.C.BOARD HOLE DIM.
(t=1.6±0.05)



適合電線推奨寸法
RECOMMENDED WIRE DIM.



注記
NOTES

- 材料: ナイロン66、UL94V-2
MATERIAL: NYLON66, UL94V-2
- 適合電線: 2mmピッチリボンケーブル
AWG#26錫コート平行線
APPLICABLE WIRE: 2mm PITCH
RIBBON CABLE WIRE
AWG#26, TOP COATED WIRE

37	35	34.6	32	VO	51048-1700-	17
35	33	32.6	30	VO	1600-	16
33	31	30.6	28	VO	1500-	15
31	29	28.6	26	VO	1400-	14
29	27	26.6	24	VO	1300-	13
27	25	24.6	22	VO	1200-	12
25	23	22.6	20	VO	1100-	11
23	21	20.6	18	VO	1000-	10
21	19	18.6	16	VO	0900-	9
19	17	16.6	14	VO	0800-	8
17	15	14.6	12	VO	0700-	7
15	13	12.6	10	VO	0600-	6
13	11	10.6	8	VO	0500-	5
11	9	8.6	6	VO	0400-	4
9	7	6.6	4		-0300	3
7	5	4.6	2	VO	51048-0200-	2
D	C	B	A		ENG. NO.	極数 CKTS.

REVISED EC NO: J2008-1332 DRW: NAKAMURAA 2008/03/31 CHKD: T. HIRUYAMA 2008/04/22 APPR: NUKITA 2008/04/22	GENERAL TOLERANCES (UNLESS SPECIFIED)		DIMENSION STYLE MM ONLY	SCALE 5:1	DESIGN UNITS METRIC	THIRD ANGLE PROJECTION
	10 UNDER	±0.2	DRAWN BY T. ITOH	TITLE 2.0 CABLE HOLDER (FOR 4.5 STRIP LENGTH)		
	10 OVER 30 UNDER	±0.25	CHECKED BY M. FUKUSHIMA	DATE '92/02/27		
	30 OVER	±0.3	APPROVED BY M. ENOMOTO	DATE '92/02/27		
	ANGULAR	±3	MATERIAL NO.	DOCUMENT NO.		
DRAFT WHERE APPLICABLE MUST REMAIN WITHIN DIMENSIONS		SEE TABLE		SD-51048-001		SHEET NO. 1 OF 1
THIS DRAWING CONTAINS INFORMATION THAT IS PROPRIETARY TO MOLEX INCORPORATED AND SHOULD NOT BE USED WITHOUT WRITTEN PERMISSION						