

## 4A Glass Passivated Bridge Rectifier

### Features

- Glass passivated chip junction
- Low forward voltage drop
- High reliability
- Ideal for printed circuit boards
- High temperature soldering guaranteed: 250° C/10 seconds at 5lbs.(2.3kg) tension
- RoHS compliant



TU



### Mechanical Data

<b>Case:</b>	TU, Epoxy meets UL 94V-0 flammability rating
<b>Terminals:</b>	Plated leads solderable per MIL-STD-202, Method 208
<b>Polarity:</b>	Polarity symbols marked on case
<b>Mounting Torque:</b>	8.8 in. – lbs. max.
<b>Weight:</b>	8.0 grams (approx)

### Maximum Ratings And Electrical Characteristics (T<sub>amb</sub>=25°C)

Symbols	Parameter	TU 400G	TU 401G	TU 402G	TU 404G	TU 406G	TU 408G	TU 410G	Unit	Conditions
<b>V<sub>RRM</sub></b>	Maximum Repetitive Peak Reverse Voltage	50	100	200	400	600	800	1000	V	
<b>V<sub>RMS</sub></b>	Maximum RMS Voltage	35	70	140	280	420	560	700	V	
<b>V<sub>DC</sub></b>	Maximum DC Blocking Voltage	50	100	200	400	600	800	1000	V	
<b>I<sub>F(AV)</sub></b>	Maximum Average Forward Rectified Current (Note 1)	4.0							A	T <sub>A</sub> =100°C
<b>I<sub>FSM</sub></b>	Peak Forward Surge Current	200							A	8.3ms single half sine-wave superimposed on rated load (JEDEC Method)
<b>V<sub>F</sub></b>	Maximum Instantaneous Forward Voltage Drop per leg	1.0							V	I <sub>F</sub> =4.0A
<b>I<sub>R</sub></b>	Maximum DC Reverse Current at Rated DC Blocking Voltage per leg	5.0							µA	T <sub>A</sub> =25°C
		500								T <sub>A</sub> =125°C

# 4A Glass Passivated Bridge Rectifier

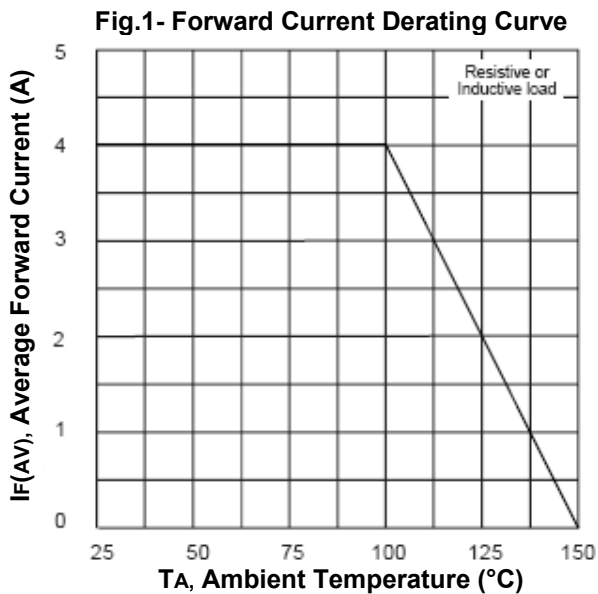
## TU400G - TU410G

Symbols	Parameter	TU 400G	TU 401G	TU 402G	TU 404G	TU 406G	TU 408G	TU 410G	Unit	Conditions
$I^2t$	Rating for Fusing ( $1ms < t < 8.3ms$ )	166							$A^2S$	
$R_{\theta JA}$	Typical Thermal Resistance per leg	19							$^{\circ}C/W$	(Note 2)
$R_{\theta JC}$	Typical Thermal Resistance per leg	4.0							$^{\circ}C/W$	(Note 1)
$T_J, T_{STG}$	Operating and Storage Temperature Range	-55 to 150							$^{\circ}C$	

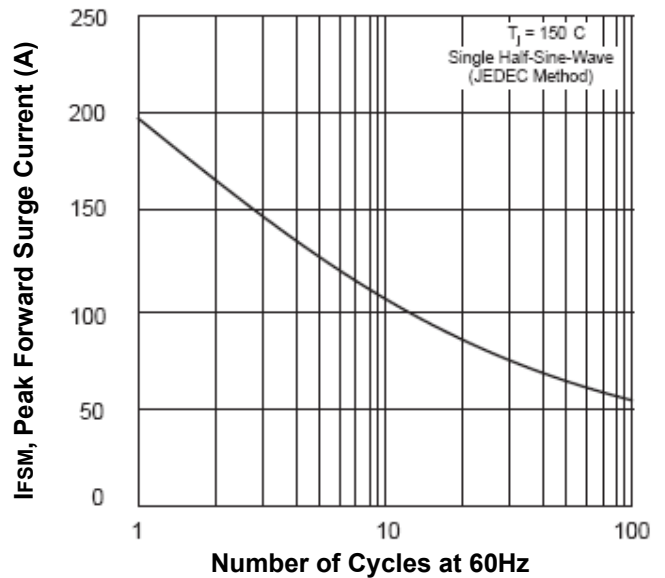
### Note:

1. Mounted on 50 x 40 x 8.0mm Al. plate
2. Mounted on PCB at 9.5mm lead length with 12mm<sup>2</sup> copper pad
3. Single Phase, half wave, 60 Hz, resistive or inductive load.  
For capacitive load, derate current by 20%

### Rating and Characteristic Curves



**Fig.2-Max Non-Repetitive Peak Forward Surge Current per leg**



# 4A Glass Passivated Bridge Rectifier

## TU400G - TU410G

Fig.3- Typical Forward Characteristics, per leg

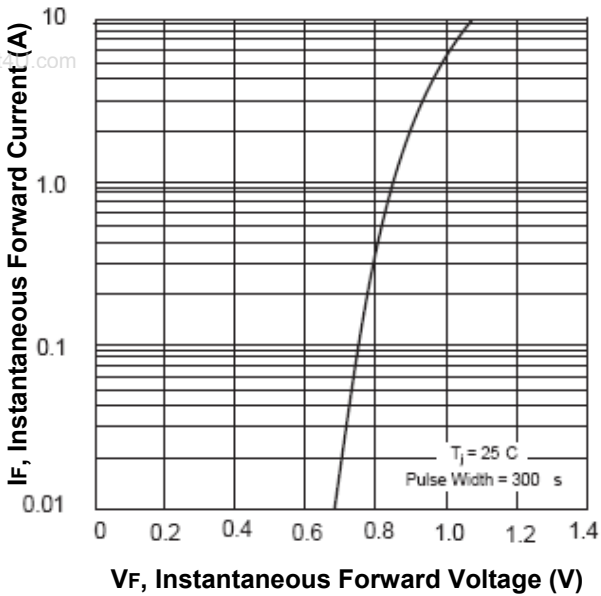


Fig.4-Typical Reverse Characteristics per leg

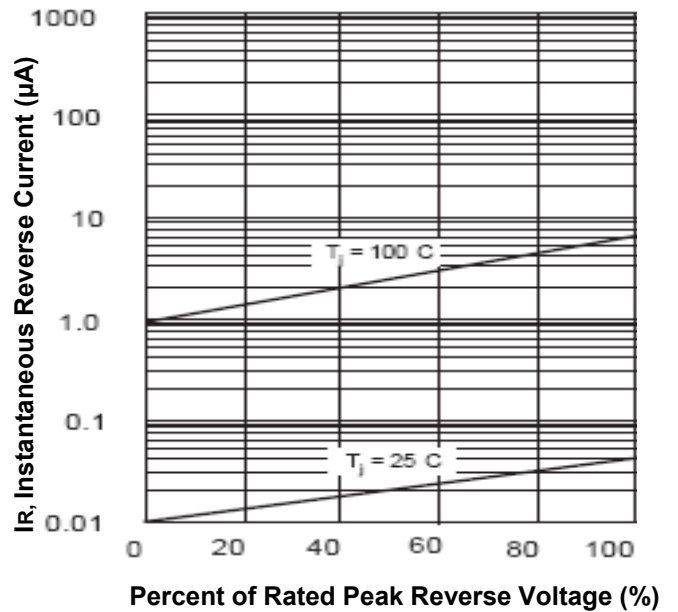
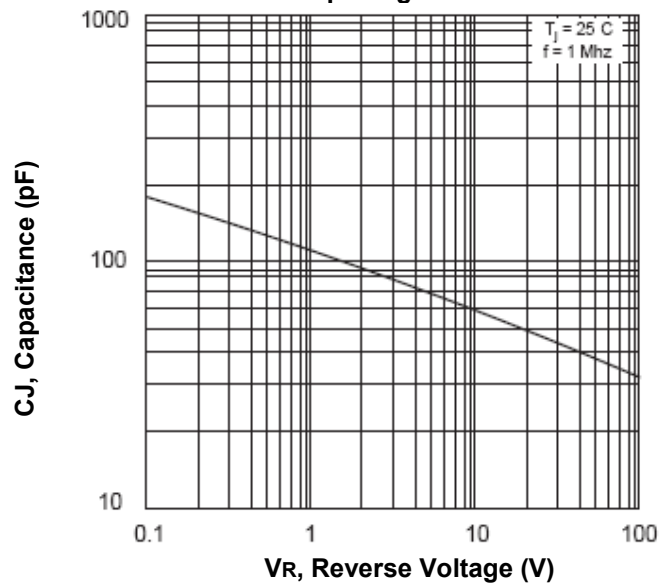


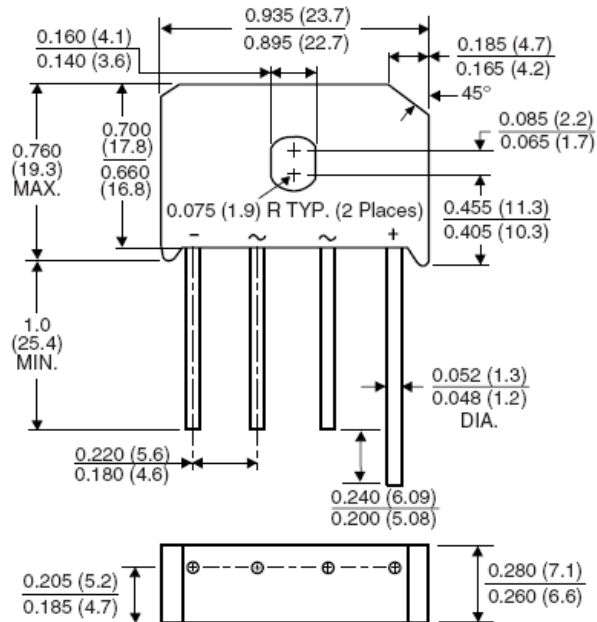
Fig.5-Typical Junction Capacitance, per leg



# 4A Glass Passivated Bridge Rectifier

## TU400G - TU410G

### Dimensions in inch (mm)



TU

### How to contact us

#### US HEADQUARTERS

28040 WEST HARRISON PARKWAY, VALENCIA, CA 91355-4162

Tel: (800) TAITRON (800) 824-8766 (661) 257-6060

Fax: (800) TAITFAX (800) 824-8329 (661) 257-6415

Email: [taitron@taitroncomponents.com](mailto:taitron@taitroncomponents.com)

Http://[www.taitroncomponents.com](http://www.taitroncomponents.com)

#### TAITRON COMPONENTS MEXICO, S.A .DE C.V.

BOULEVARD CENTRAL 5000 INTERIOR 5 PARQUE INDUSTRIAL ATITALAQUIA, HIDALGO C.P.

42970 MEXICO

Tel: +52-55-5560-1519

Fax: +52-55-5560-2190

#### TAITRON COMPONENTS INCORPORATED REPRESENTAÇÕES DO BRASIL LTDA

RUA DOMINGOS DE MORAIS, 2777, 2.ANDAR, SALA 24 SAÚDE - SÃO PAULO-SP 04035-001 BRAZIL

Tel: +55-11-5574-7949

Fax: +55-11-5572-0052

#### TAITRON COMPONENTS INCORPORATED, SHANGHAI REPRESENTATIVE OFFICE

METROBANK PLAZA, 1160 WEST YAN' AN ROAD, SUITE 1503, SHANGHAI, 200052, CHINA

Tel: +86-21-5424-9942

Fax: +86-21-5424-9931

**TAITRON**  
components incorporated

Rev. B/AH 2007-09-22