




# Molded, 50 Mil Pitch, Dual-In-Line Resistor Networks



**FEATURES**

- Tight T.C. tracking
- Monolithic reliability
- Low noise
- Rapid Rise Time
- Low cost

The RMK series of small outline surface mount style molded package can accommodate resistor network to your particular application requirements in compact circuit integration. The resistor element is a proprietary nickel chromium film formulation on oxidized silicon.

Utilizing those networks will enable you to take advantage of parametric performances which will introduce in your circuitry high thermal and load life stability together with the added benefits of low noise and rapid rise time.

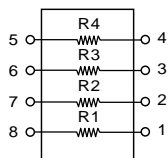
**TYPICAL PERFORMANCE**

	<b>ABS</b>	<b>TRACKING</b>
<b>TCR</b>	<b>10</b>	<b>5</b>
	<b>ABS</b>	<b>RATIO</b>
<b>TOL</b>	<b>0.1</b>	<b>0.05</b>

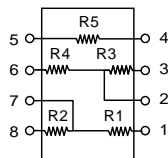
**SCHEMATIC**

RMKM S408

Case S08

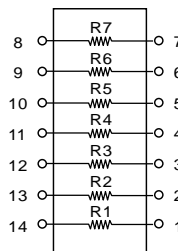


RMKM S508

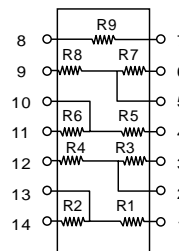


RMKM S714

Case S014

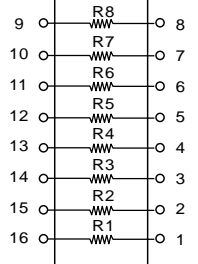


RMKM S914



RMKM S816

Case S016



For other configurations, please consult factory.

STANDARD ELECTRICAL SPECIFICATIONS			
TEST		SPECIFICATIONS	CONDITIONS
<b>SIZES</b>		<b>S08, S014, S016</b>	
<b>Resistance Range</b>		500 ohms to 200K	
<b>TCR:</b>	<b>Tracking</b>	± 5ppm/°C Max.	- 55°C to + 125°C
	<b>Absolute</b>	± 15ppm/°C (- 55°C to ± 125°C); ± 10ppm/°C (0°C to + 70°C)	
<b>Tolerance:</b>	<b>Ratio</b>	0.05% to 0.5% (0.02 upon request)	
	<b>Absolute</b>	± 0.1% to ± 1%	
<b>Power Rating:</b>	<b>Resistor</b>	50mW	
	<b>Package</b>	S08 = 250mW S014 = 500mW S016 = 500mW	@ + 70°C
<b>Stability</b>	<b>ΔR Absolute</b>	0.05%	2000 hrs. @ + 70°C
	<b>ΔR Ratio</b>	0.02%	2000 hrs. @ + 70°C
<b>Voltage Coefficient</b>		< 0.1ppm/Volt	
<b>Working Voltage</b>		50Vdc Max.	
<b>Operating Temperature Range</b>		- 55°C to + 125°C	
<b>Storage Temperature Range</b>		- 55°C to + 155°C	
<b>Noise</b>		- 35dB (Typical)	MIL-STD-202, Meth. 308
<b>Thermal EMF</b>		0.1μV/°C	
<b>High Temp. Storage*:</b>	<b>Absolute</b>	0.075%	2000 hrs. @ + 125°C
	<b>Ratio</b>	0.025%	2000 hrs. @ + 125°C

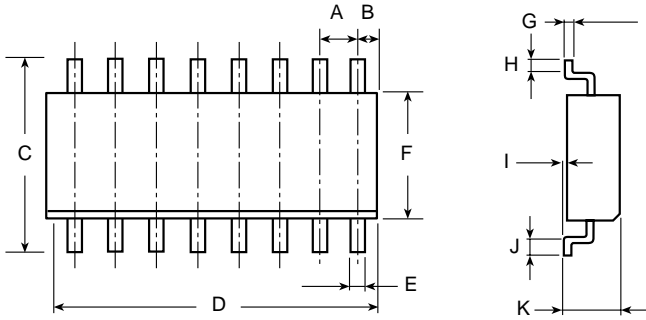
VISHAY THIN FILM • FRANCE +33.4.93.37.28.24 FAX: +33.4.93.37.27.31 • GERMANY +49.9287.710 FAX: +49 9287.70435 • ISRAEL +972.3.557.0945 FAX: +972.3.558.9121  
 • ITALY + 39.2.300.11919 FAX: +39.2.300.11999 • JAPAN +81.42.729.0661 FAX: +81.42.729.3400 • SINGAPORE +65.788.6668 FAX: +65.788.0988  
 • SWEDEN +46.8.594.70590 FAX: +46.8.594.70581 • UK +44 191 514 8237 FAX: +44 1953 457 722 • USA: (610) 407-4800 FAX: (610) 640-9081

# RMKM

Vishay Thin Film Molded, 50 Mil Pitch, Dual-In-Line Resistor Networks



## DIMENSIONS AND IMPRINTING in inches and millimeters



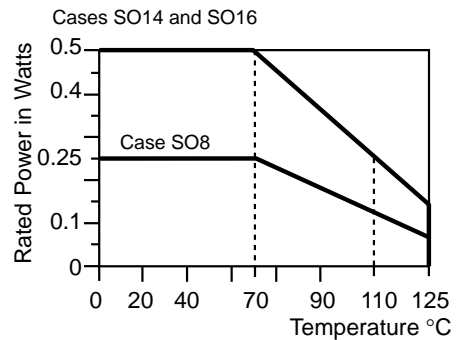
### Imprinting:

VISHAY logo, series, ohmic value, tolerance, manufacturing date

DIMENSION	INCHES	MILLIMETERS
A	0.05	Pitch 1.27
B	0.025	0.63 Max.
C (S08)	0.232/0.244	5.9/6.2
C (S014)	0.232/0.244	5.9/6.2
C (S016)	0.248/0.260	6.3/6.6
D (S08)	0.187/0.195	4.75/4.95
D (S014)	0.337/0.344	8.55/8.75
D (S016)	0.386/0.394	9.8/10
E	0.014/0.018	0.35/0.45
F (S08)	0.154/0.157	3.9/4
F (S014)	0.154/0.157	3.9/4
F (S016)	0.154/0.157	3.9/4
G	0.007/0.010	0.185/0.265
H, J	0.015	0.40
I	0.004/0.007	0.1/0.2
K	0.070 Max.	1.75 Max.

MECHANICAL SPECIFICATIONS	
Mechanical Protection	Epoxy Molded Assembly
Terminal Leads	Tinned
Resistive Element	Passivated Nichrome
Unit Weight: Case S08	0.070g
Cases S014, S016	0.146g

### DERATING CURVE



### How to Order

Series	Package	Number of Resistors	Number of Pins	Ohmic Value	Tolerance/ Ratio
<b>RMKM</b>	<b>S</b>	<b>5</b>	<b>08</b>	<b>10K ohms</b>	<b>B</b>
		<b>4</b>	<b>08</b>		Abs. Tol. Ratio
		<b>5</b>	<b>14</b>		<b>A</b> = ±0.1% 0.05%
		<b>7</b>	<b>16</b>		<b>B</b> = ±0.1% 0.1%
		<b>8</b>			<b>D</b> = ±0.5% 0.1%
		<b>9</b>			<b>F</b> = ±1.0% 0.5%
					Tighter upon request