


VXO-P9-H-4p

SMD VCXO
HCMOS/TTL compatible

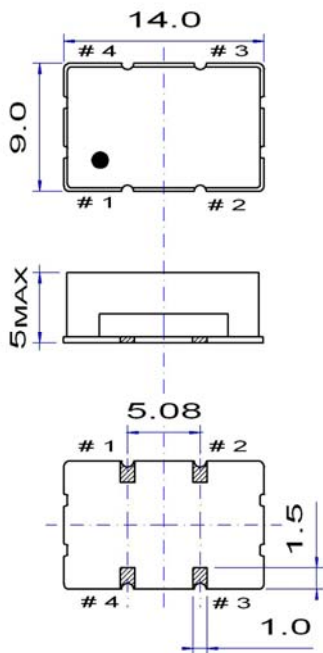
QuartzCom
the communications company



Features

- Applications: telecommunications, instrumentation, microwave
- Output frequency up to 200 MHz
- Low jitter < 1 ps
- Wide frequency pulling range up to ± 200 ppm

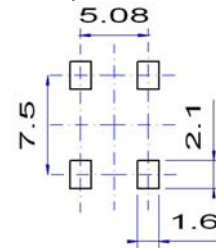
Parameter	Specification	
	VXO-P9-3H-4p	VXO-P9-5H-4p
Frequency range	1.0 ~ 200 MHz	
Standard frequencies	13.00, 27.00, 32.768, 38.880 & 40.00 MHz	
Supply voltage	+3.3 V ± 5 %	+5.0 V ± 5 %
Supply current	10 ~ 50 mA	6 ~ 25 mA
Frequency stability (all inclusive) (*)	< ± 25 ppm < ± 50 ppm	over -20 ~ +70 °C over -40 ~ +85 °C
Output signal	HCMOS/TTL compatible	
Output voltage	$V_{OH} \geq 0.9$ Vdc	$V_{OL} \leq 0.1$ Vdc
Output load	15 pF	25 pF ~ 50 pF on request
Symmetry	45 ~ 55 %	@ 1/2 Vdc
Rise / Fall time	4 ~ 8 ns	
Frequency pulling range	± 50 ~ ± 200 ppm	
Voltage control	+1.65 V ± 1.35 V	+2.5 V ± 2.0 V
Jitter (rms)	< 1 ps @ 12 kHz ~ 20 MHz from carrier frequency	
Operating temperature range	-20 ~ +70 °C -40 ~ +85 °C	commercial application industrial application
Packaging units	tape & reel	500 or 1'000 pieces
(*) All inclusive frequency stability vs. temperature, tolerance, aging, supply & load variation		
Customer specifications on request		



Pin function

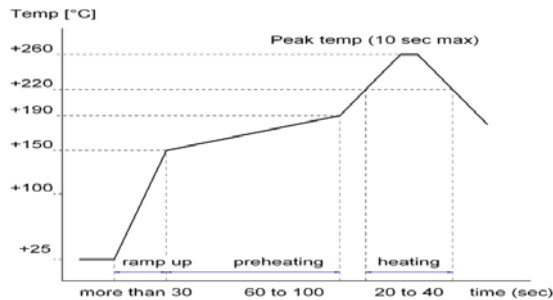
- # 1 Vc Voltage control
- # 2 GND
- # 3 Output
- # 4 Vdc

Example for solder pattern



Do not design any conductive path between the pattern

Example for IR reflow soldering temperature



2002/95/EC RoHS compliant