

- IN6677 AVAILABLE IN JANHC AND JANKC PER MIL-PRF-19500/610
- 0.2 & 0.5 AMP SCHOTTKY BARRIER RECTIFIER CHIPS
- SILICON DIOXIDE PASSIVATED
- COMPATIBLE WITH ALL WIRE BONDING AND DIE ATTACH TECHNIQUES , WITH THE EXCEPTION OF SOLDER REFLOW

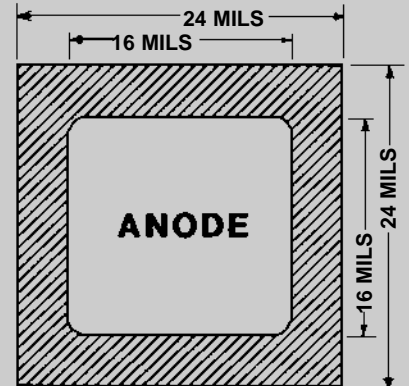
CD6675 thru CD6677
and
CD0.2A20 thru CDO.2A40
and
CD0.5A20 thru CDO.5A40

MAXIMUM RATINGS, 0.2 AMP DEVICES

Operating Temperature: -65°C to +125°C
Storage Temperature: -65°C to +150°C
Average Rectified Forward Current: 0.2 AMP @ 75°C

ELECTRICAL CHARACTERISTICS @ 25°C, unless otherwise specified.

CDI TYPE NUMBER	WORKING PEAK REVERSE VOLTAGE	MAXIMUM FORWARD VOLTAGE			MAXIMUM REVERSE LEAKAGE CURRENT AT RATED VOLTAGE		MAXIMUM CAPACITANCE @ V _R = 0 VOLTS f = 1.0 MHz
		V _{FRWM}	V _F @ 20 mA	V _F @ 200 mA	V _F @ 630 mA	I _R @ +25°C	
	VOLTS	VOLTS	VOLTS	VOLTS	μA	mA	PICO FARADS
CD6675	20	0.37	0.50	0.70	5.0	0.6	50
CD6676	30	0.37	0.50	0.70	5.0	0.6	50
CD6677	40	0.37	0.50	0.70	5.0	0.6	50
CD0.2A20	20	0.37	0.50	0.70	5.0	0.6	50
CD0.2A30	30	0.37	0.50	0.70	5.0	0.6	50
CD0.2A40	40	0.37	0.50	0.70	5.0	0.6	50



BACKSIDE IS CATHODE
FIGURE 1

MAXIMUM RATINGS, 0.5 AMP DEVICES

Operating Temperature: -65°C to +125°C
Storage Temperature: -65°C to +150°C
Average Rectified Forward Current: 0.5 AMP @ 75°C

ELECTRICAL CHARACTERISTICS @ 25°C, unless otherwise specified.

CDI TYPE NUMBER	WORKING PEAK REVERSE VOLTAGE	MAXIMUM FORWARD VOLTAGE		MAXIMUM REVERSE LEAKAGE CURRENT AT RATED VOLTAGE		MAXIMUM CAPACITANCE @ V _R = 0 VOLTS f = 1.0 MHz
		V _{FRWM}	V _F @ 0.1A	V _F @ 0.5A	I _R @ +25°C	
	VOLTS	VOLTS	VOLTS	μA	mA	PICO FARADS
CD0.5A20	20	0.50	0.65	10.0	1.0	50
CD0.5A30	30	0.50	0.65	10.0	1.0	50
CD0.5A40	40	0.50	0.65	10.0	1.0	50

DESIGN DATA

METALLIZATION:

Top: (Anode).....Al
Back: (Cathode).....Au

AL THICKNESS.....25,000 Å Min

GOLD THICKNESS.....4,000 Å Min

CHIP THICKNESS.....10 Mils

TOLERANCES: ALL
Dimensions ± 2 mils



CD6675 thru CD6677 and CD0.5A20 thru CD0.5A40 and CD0.5A20 thru CD0.5A40

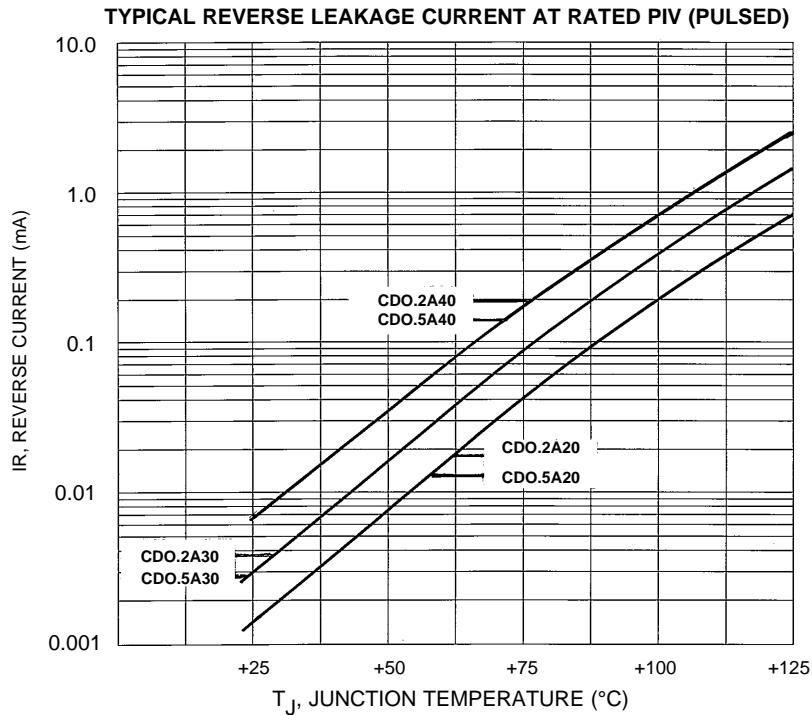


FIGURE 1

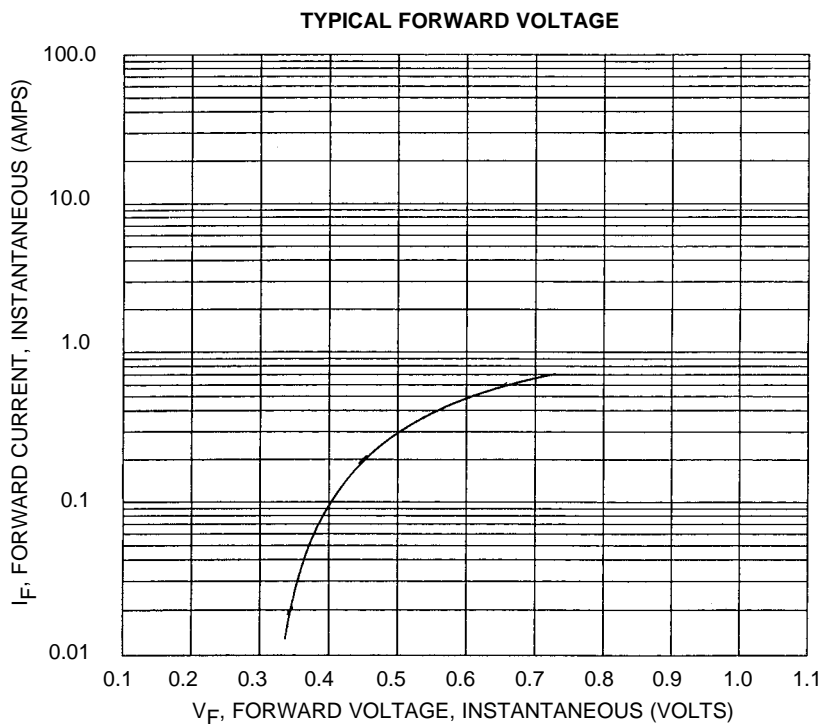


FIGURE 2