

Protection of Voltage Sensitive Components.

### FEATURES

- Low profile package.
- Transient protection for data line to

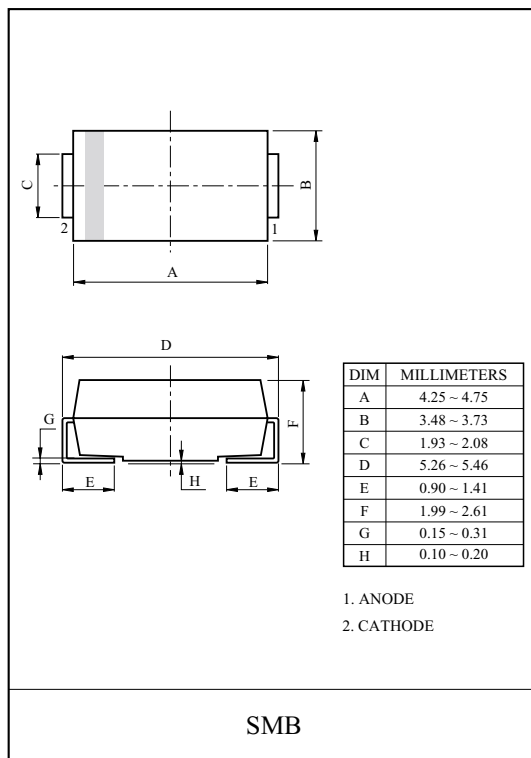
### APPLICATIONS

- Devices for Unidirectional Applications.
- Automotive Controller.
- Notebooks, Desktops, & Servers.

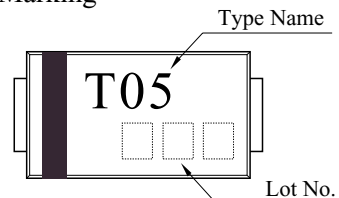
### MAXIMUM RATING (Ta=25 °C)

CHARACTERISTIC	SYMBOL	RATING	UNIT
Peak Pulse Power (tp=10/1000µs)	P <sub>PK</sub>	600	W
Peak Pulse Current (tp=10/1000µs)	I <sub>PP</sub>	65.2	A
Operating Temperature	T <sub>j</sub>	-55 ~ 150	°C
Storage Temperature	T <sub>stg</sub>	-55 ~ 150	°C

- \* Notes) : (1) Derated above Ta=25 °C per power derating curve.  
 (2) Mounted on 0.2 × 0.2 (5.0 × 5.0 mm) copper pads to each terminal.  
 (3) Mounted on minimum recommended pad lay out



### Marking

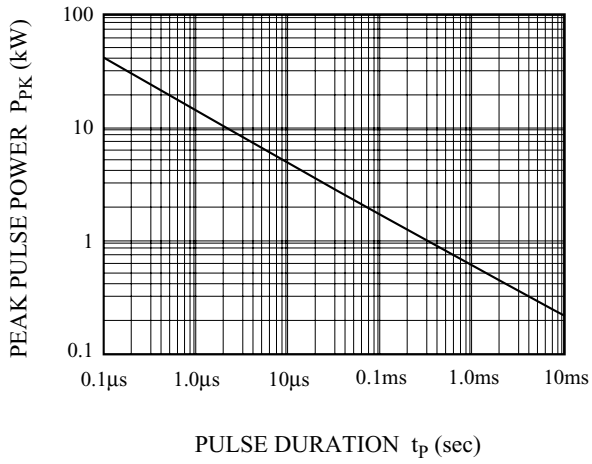


### ELECTRICAL CHARACTERISTICS (Ta=25 °C)

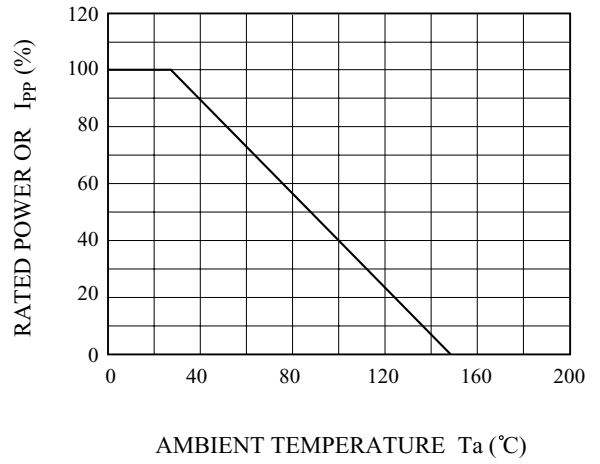
CHARACTERISTIC	SYMBOL	TEST CONDITION	MIN.	TYP.	MAX.	UNIT
Reverse Stand-Off Voltage	V <sub>RWM</sub>	-	-	-	5	V
Reverse Breakdown Voltage	V <sub>BR</sub>	I <sub>t</sub> =10mA	6.40	-	7.07	V
Reverse Leakage Current	I <sub>R</sub>	V <sub>RWM</sub> =5V	-	-	800	µA
Clamping Voltage	V <sub>C</sub>	I <sub>PP</sub> =65.2A, tp=10/1000µs	-	-	9.2	V

# PG05NSSMB

NON-REPETITIVE PEAK PULSE  
POWER vs. PULSE TIME



POWER DERATION CURVE



PULSE WAVEFORM

