



1008LS Chip Inductors for VDSL Filters

These low cost chip inductors are ideal for use in the bandpass and data separation filters used in VDSL implementations. Their wirewound design and ferrite core provide high Q factors, low DCR and high current handling.

Coilcraft offers a library of reference designs for various xDSL filters using these and other surface mount compo-

nents. We can also provide several complete low pass and band pass filter modules in space-saving SIP configurations.

Coilcraft **Designer's Kit C336** contains samples of all inductance values. To order, contact Coilcraft or visit <http://order.coilcraft.com> to order on-line.

Part number ¹	Inductance ² (μ H)	Percent tolerance ³	Q min ⁴	SRF min ⁵ (MHz)	DCR max ⁶ (Ohms)	Irms ⁷ (mA)
1008LS-102XJL_	1.0	5	48 @ 50 MHz	230	0.62	700
1008LS-122XJL_	1.2	5	48 @ 50 MHz	210	0.68	650
1008LS-152XJL_	1.5	5	41 @ 50 MHz	190	0.76	630
1008LS-182XJL_	1.8	5	39 @ 50 MHz	170	0.84	600
1008LS-222XJL_	2.2	5	34 @ 50 MHz	150	1.10	520
1008LS-272XJL_	2.7	5	34 @ 50 MHz	135	1.28	490
1008LS-332XJL_	3.3	5	32 @ 50 MHz	120	1.46	450
1008LS-392XJL_	3.9	5	32 @ 7.9 MHz	105	1.56	420
1008LS-472XJL_	4.7	5	31 @ 7.9 MHz	90	1.68	400
1008LS-562XJL_	5.6	5	31 @ 7.9 MHz	80	1.82	380
1008LS-682XJL_	6.8	5	31 @ 7.9 MHz	70	2.00	360
1008LS-822XJL_	8.2	5	23 @ 7.9 MHz	65	2.65	330
1008LS-103XJL_	10.0	5	31 @ 7.9 MHz	60	2.95	300

1. When ordering, please specify **packaging** code:

1008LS-103XJL C

Packaging: **C** = 7" machine-ready reel. EIA-481 embossed plastic tape (2000 parts per full reel).

B = Less than full reel. In tape, but not machine ready. To have a leader and trailer added (\$25 charge), use code letter C instead.

D = 13" machine-ready reel. EIA-481 embossed plastic tape. Factory order only, not stocked (7500 parts per full reel).

2. Inductance measured at 7.9 MHz using Coilcraft SMD-A fixture in an Agilent/HP 4286A impedance analyzer with Coilcraft-provided correlation pieces.

3. Tolerances in bold are stocked for immediate shipment.

4. Q measured using an Agilent/HP 4291A with an Agilent/HP 16193 test fixture.

5. SRF measured using an Agilent/HP 8753D network analyzer with a Coilcraft SMD-D fixture.

6. DCR measured on a Cambridge Technology Micro-ohmmeter.

7. Average current for 15°C temperature rise from 25°C.

8. Operating temperature range -40°C to +85°C.

9. Electrical specifications at 25°C.

See Qualification Standards section for environmental and test data.

For part marking data see Color Coding section.

COILCRAFT ACCURATE
PRECISION REPEATABLE
MEASUREMENTS
SEE INDEX **TEST FIXTURES**

Coilcraft[®]

Specifications subject to change without notice.
Please check our website for latest information.

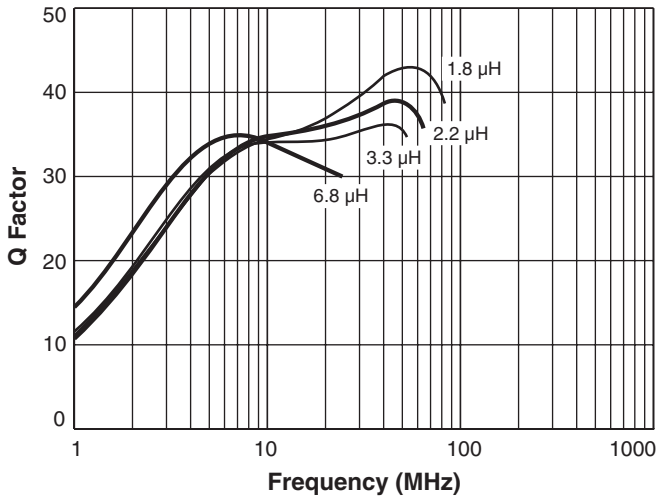
Document 224-1 Revised 04/13/05

1102 Silver Lake Road Cary, Illinois 60013 Phone 847/639-6400 Fax 847/639-1469 www.DataSheet4U.com



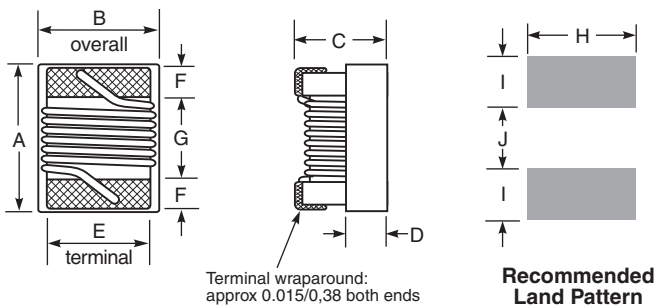
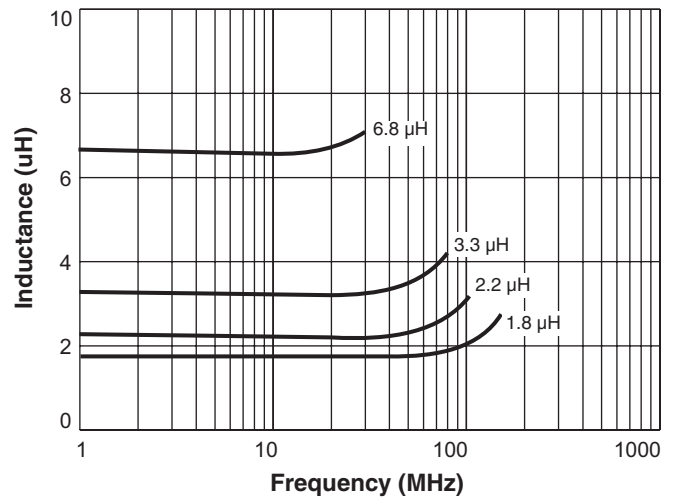
1008LS Series (2520)

Typical Q vs Frequency



S-Parameter files
ON OUR WEB SITE OR CD
SPICE models
ON OUR WEB SITE OR CD

Typical L vs Frequency



A max	B max	C max	D ref	E	F	G	H	I	J
0.115	0.110	0.080	0.020	0.080	0.020	0.060	0.100	0.040	0.050
2,92	2,79	2,03	0,51	2,03	0,51	1,52	2,54	1,02	1,27

Weight: 38.3 – 41.0 mg
Terminations: Silver-palladium-platinum
Tape and reel: 2000/7" reel; 7500/13" reel 8 mm tape width
 For packaging data see Tape and Reel Specifications section.



Specifications subject to change without notice.
 Please check our website for latest information.

Document 224-2 Revised 04/13/05

1102 Silver Lake Road Cary, Illinois 60013 Phone 847/639-6400 Fax 847/639-1469

E-mail info@coilcraft.com Web http://www.coilcraft.com