


# HCX...A6 / HCX(M)...D6 - Series

## Fully signal conditioned pressure transducer

### FEATURES

- Pressure ranges from  $\pm 5$  mbar to 5 bar differential, 1 and 2 bar absolute
- TTL power supply
- 0.5 to 4.5 V output
- Inline pinning for easy PCB-mounting
- Externally adjustable offset and span



### SERVICE

Non-corrosive, non-ionic working fluids, such as dry air and dry gases.

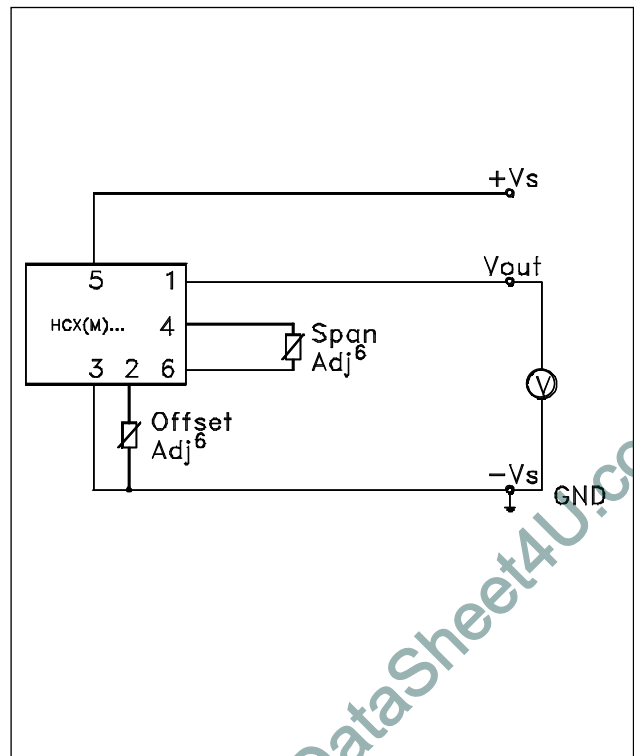
Scale: 1 cm  
1 inch

### SPECIFICATIONS

#### Maximum ratings

Excitation voltage	4.8 V to 15 V
Output current	
Source	10 mA
Sink	10 mA
Temperature limits	
Operating	-20°C to 70°C
Storage	-20°C to 85°C
Compensated	0°C to 50°C
Humidity	0 - 95 %RH
Proof pressure <sup>1</sup>	
HCXP...M005, HCX...M010	350 mbar
HCXM050 to HCXM350	1.4 bar
all HCX...	2 x rated pressure

### ELECTRICAL CONNECTION



# HCX...A6 / HCX(M)...D6 - Series

## Fully signal conditioned pressure transducer

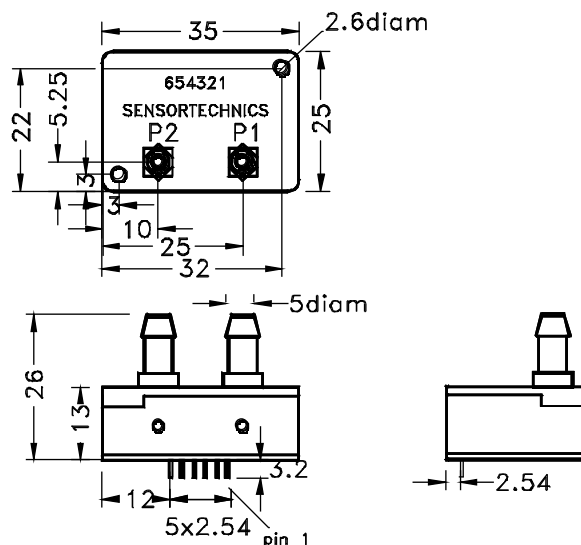
### PERFORMANCE CHARACTERISTICS

(unless otherwise noted,  $V_s = 5\text{ V}$ ,  $R_L > 100\text{ k}\Omega$ ,  $t_{\text{amb}} = 25^\circ\text{C}$ )

Characteristics		Min.	Typ.	Max.	Unit
Operating pressure	HCXPM005D6...	-5		5	mbar
	HCXM010D6...	0		10	
	HCXPM010D6...	-10		10	
	HCXM020D6...	0		20	
	HCXM050D6...	0		50	
	HCXM100D6...	0		100	
	HCXM350D6...	0		350	
	HCX001...6...	0		1000	
	HCX002...6...	0		2000	
Zero pressure offset	all HCXPM...	2.40	2.50	2.60	V
	HCXM010D6/HCXM020D6...	0.40	0.50	0.60	
	all other devices	0.45	0.5	0.55	
Span <sup>5</sup>		3.95	4.0	4.05	
Full scale output			4.5		
Output at lowest specified pressure	HCXPM... only		0.5		
Non-linearity and hysteresis (BSL) <sup>2</sup>	HCXM020D6...		0.5	1.0	%FSO
	all other devices		0.1	0.5	
Thermal effects (0 to 50°C) <sup>4</sup>	Combined offset and span				%FSO/°C
	HCXP...M005D6...			0.20	
	HCXM010D6... to HCXM050D6...			0.12	
	HCXM100D6...			0.10	
	all other devices			0.05	
Output impedance				50	$\Omega$
Long term stability <sup>3</sup>			$\pm 0.2$		%FSO
Power supply rejection	Offset		0.05		%FSO/V
	Span		0.03		
Power consumption			50		mW

### OUTLINE DRAWING

HCX(M)...6H, HCXPM...6H



- P1:** High pressure port for 5 mbar and 10 mbar devices  
**P2:** High pressure port for all other devices.

Mass: 14 g

January 1998/026

**SENSORTechnics**

Aubinger Weg 27, 82178 Puchheim, Germany  
 Phone 0049 - (0) 89 80 08 30, Fax 0049 - (0) 89 8 00 83 33  
<http://www.sensortechincs.com>

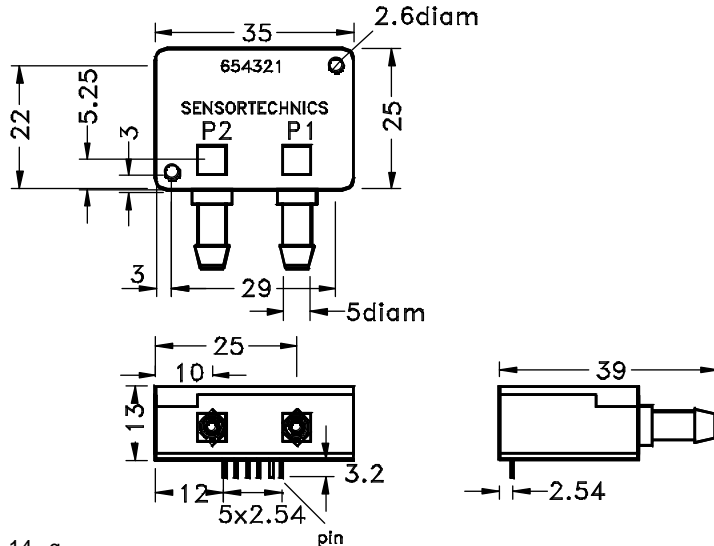
[www.DataSheet4U.com](http://www.DataSheet4U.com)

# HCX...A6 / HCX(M)...D6 - Series

## Fully signal conditioned pressure transducer

### OUTLINE DRAWING

HCX(M)...6V



**P1:** High pressure port for 5 mbar and 10 mbar devices  
**P2:** High pressure port for all other devices.

Mass: 14 g

All dimensions in mm

### ORDERING INFORMATION

Pressure range	Part Number Package version	
	Side facing ports	Top facing ports
<b>Differential / gage devices</b>		
0 to ±5 mbar	HCXPM005D6V	HCXPM005D6H
0 to 10 mbar	HCXM010D6V	HCXM010D6H
0 to ±10 mbar	HCXPM010D6V	HCXPM010D6H
0 to 20 mbar	HCXM020D6V	HCXM020D6H
0 to 50 mbar	HCXM050D6V	HCXM050D6H
0 to 100 mbar	HCXM100D6V	HCXM100D6H
0 to 350 mbar	HCXM350D6V	HCXM350D6H
0 to 1 bar	HCX001D6V	HCX001D6H
0 to 2 bar	HCX002D6V	HCX002D6H
0 to 5 bar	HCX005D6V	HCX005D6H
<b>Absolute devices</b>		
0 to 1 bar	HCX001A6V	HCX001A6H
0 to 2 bar	HCX002A6V	HCX002A6H

#### Specification Notes

1. Proof pressure is the maximum pressure which may be applied without causing damage to the sensing element.
2. Non-linearity - the maximum deviation of measured output at constant temperature, from "Best Straight Line" through three points (offset pressure, full scale pressure and 1/2 full scale pressure).
3. Change after one year or 1 million pressure cycles.
4. Thermal effects tested and guaranteed from 0°C to 50°C relative to 25°C. All specifications shown are relative to 25°C.
5. Span is the algebraic difference between the output at full scale pressure and offset.
6. Offset adjustment possible to lower values only. Do not trim for nominal value minus 150 mV.  
Span adjustment possible to lower pressure range (higher gain). Do not trim for more than 15% of full scale pressure

Sensortech reserves the right to make changes to any products herein. Sensortech does not assume any liability arising out of the application or use of any product or circuit described herein, neither does it convey any license under its patent rights nor the rights of others.

January 1998/026

# SENORTECHNICS

Aubinger Weg 27, 82178 Puchheim, Germany  
 Phone 0049 - (0) 89 80 08 30, Fax 0049 - (0) 89 8 00 83 33  
<http://www.sensortech.com>