



Micro Commercial Components

Micro Commercial Components
20736 Marilla Street Chatsworth
CA 91311
Phone: (818) 701-4933
Fax: (818) 701-4939

2N3906

PNP General Purpose Amplifier

Features

- Through Hole Package
- Capable of 600mWatts of Power Dissipation and 200mA Ic.
- Case Material: Molded Plastic. UL Flammability Classification Rating 94V-0
- Marking: Type number
- Lead Free Finish/Rohs Compliant ("P" Suffix designates Compliant. See ordering information)

Electrical Characteristics @ 25°C Unless Otherwise Specified

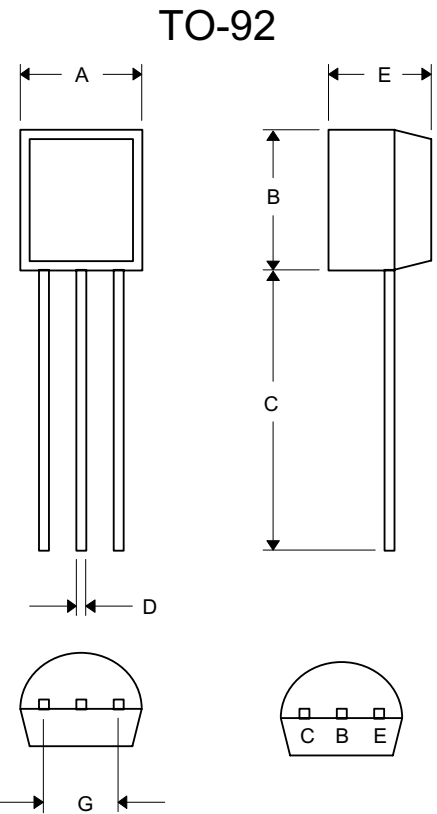
Symbol	Parameter	Min	Max	Units
OFF CHARACTERISTICS				
$V_{(BR)CEO}$	Collector-Emitter Breakdown Voltage* ($I_C=1.0mA_{dc}$, $I_B=0$)	40		Vdc
$V_{(BR)CBO}$	Collector-Base Breakdown Voltage ($I_C=10\mu A_{dc}$, $I_E=0$)	40		Vdc
$V_{(BR)EBO}$	Emitter-Base Breakdown Voltage ($I_E=10\mu A_{dc}$, $I_C=0$)	5.0		Vdc
I_{BL}	Base Cutoff Current ($V_{CE}=30V_{dc}$, $V_{BE}=3.0V_{dc}$)		50	nAdc
I_{CEX}	Collector Cutoff Current ($V_{CE}=30V_{dc}$, $V_{BE}=3.0V_{dc}$)		50	nAdc

ON CHARACTERISTICS				
h_{FE}	DC Current Gain* ($I_C=0.1mA_{dc}$, $V_{CE}=1.0V_{dc}$) ($I_C=1.0mA_{dc}$, $V_{CE}=1.0V_{dc}$) ($I_C=10mA_{dc}$, $V_{CE}=1.0V_{dc}$) ($I_C=50mA_{dc}$, $V_{CE}=1.0V_{dc}$) ($I_C=100mA_{dc}$, $V_{CE}=1.0V_{dc}$)	60 80 100 60 30	300	
$V_{CE(sat)}$	Collector-Emitter Saturation Voltage ($I_C=10mA_{dc}$, $I_B=1.0mA_{dc}$) ($I_C=50mA_{dc}$, $I_B=5.0mA_{dc}$)		0.25 0.4	Vdc
$V_{BE(sat)}$	Base-Emitter Saturation Voltage ($I_C=10mA_{dc}$, $I_B=1.0mA_{dc}$) ($I_C=50mA_{dc}$, $I_B=5.0mA_{dc}$)	0.65	0.85 0.95	Vdc

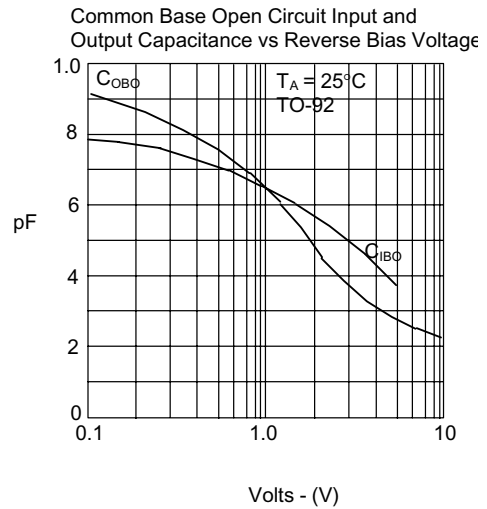
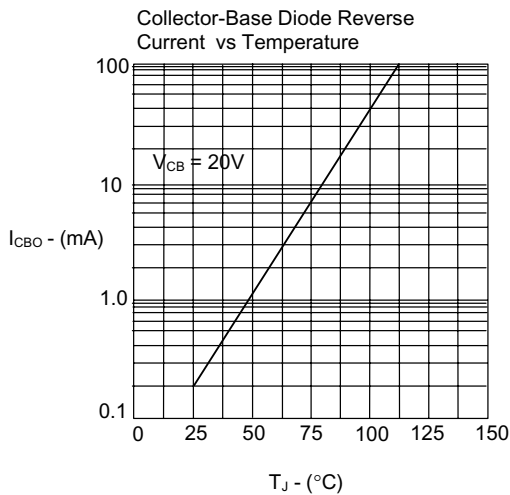
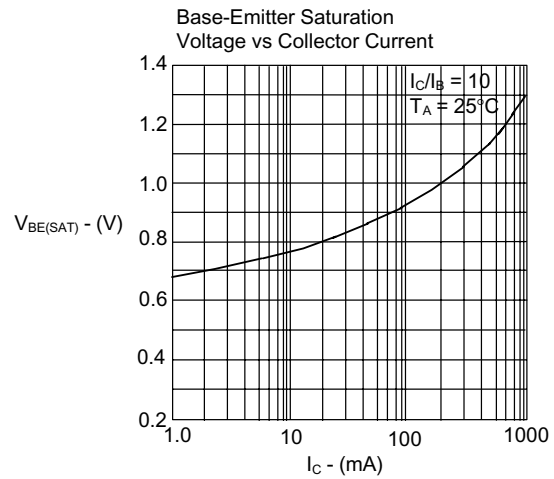
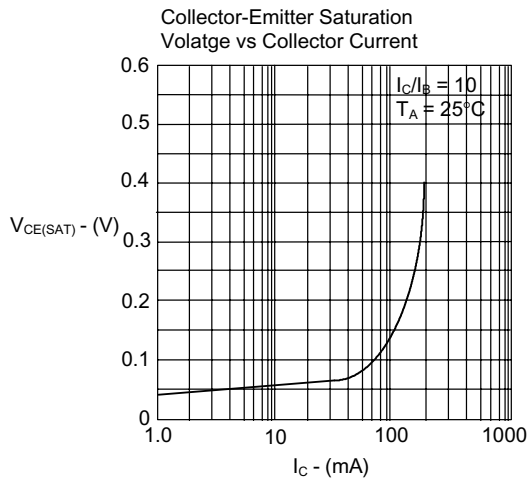
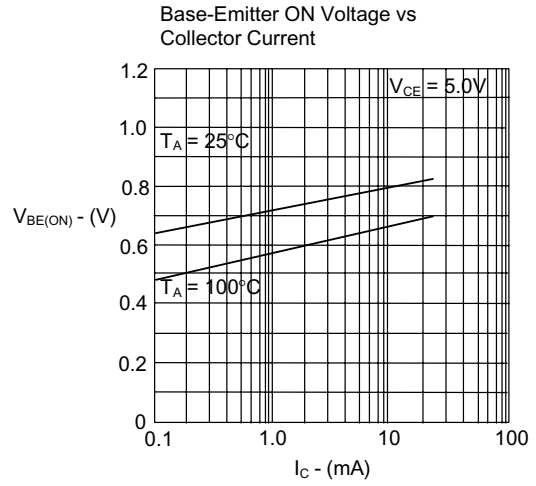
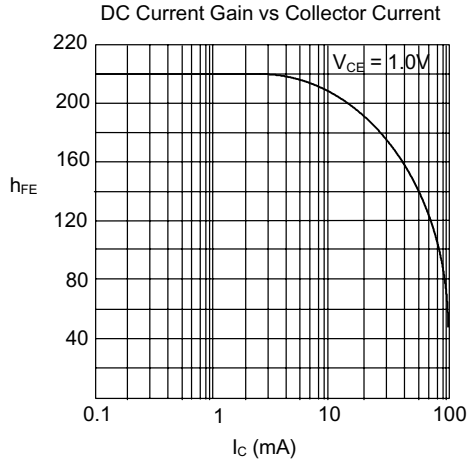
SMALL-SIGNAL CHARACTERISTICS				
f_T	Current Gain-Bandwidth Product ($I_C=10mA_{dc}$, $V_{CE}=20V_{dc}$, $f=100MHz$)	250		MHz
C_{obo}	Output Capacitance ($V_{CB}=5.0V_{dc}$, $I_E=0$, $f=100MHz$)		4.5	pF
C_{ibo}	Input Capacitance ($V_{BE}=0.5V_{dc}$, $I_C=0$, $f=100kHz$)		10.0	pF
NF	Noise Figure ($I_C=100\mu A_{dc}$, $V_{CE}=5.0V_{dc}$, $R_S=1.0k\Omega$, $f=10Hz$ to $15.7kHz$)		4.0	dB

SWITCHING CHARACTERISTICS				
t_d	Delay Time	($V_{CC}=3.0V_{dc}$, $V_{BE}=0.5V_{dc}$)	35	ns
t_r	Rise Time	($I_C=10mA_{dc}$, $I_{B1}=1.0mA_{dc}$)	35	ns
t_s	Storage Time	($V_{CC}=3.0V_{dc}$, $I_C=10mA_{dc}$)	225	ns
t_f	Fall Time	($I_{B1}=I_{B2}=1.0mA_{dc}$)	75	ns

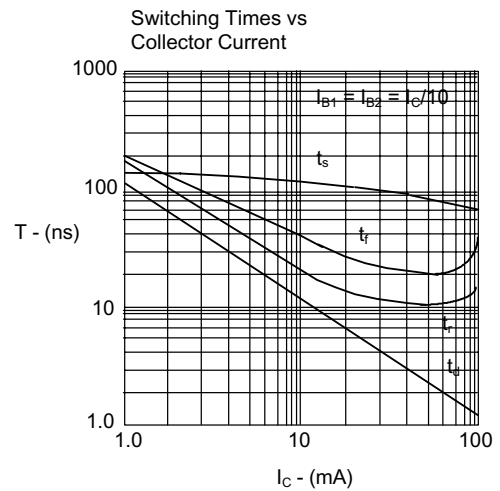
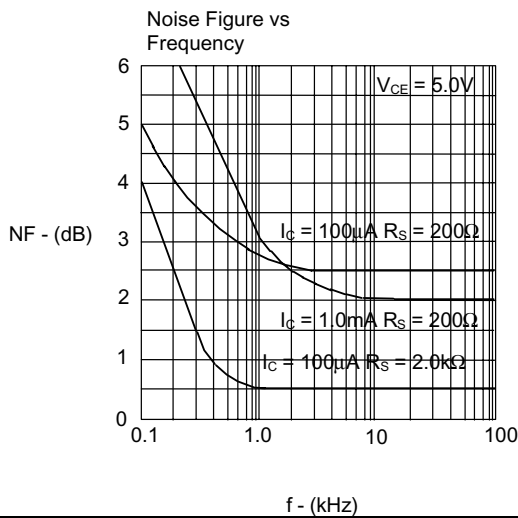
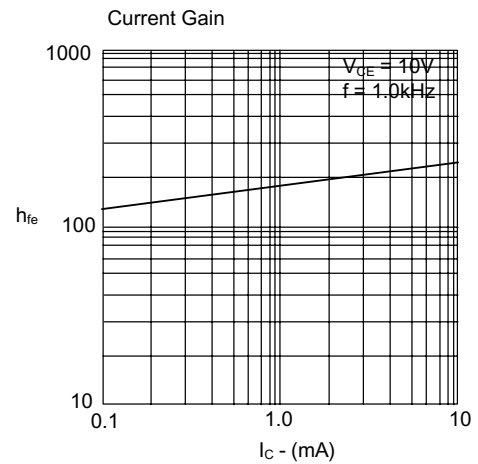
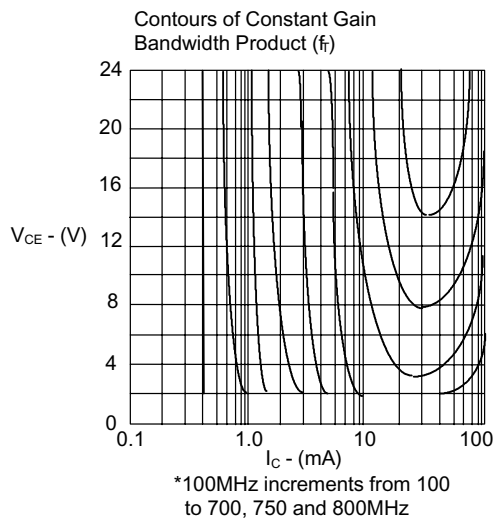
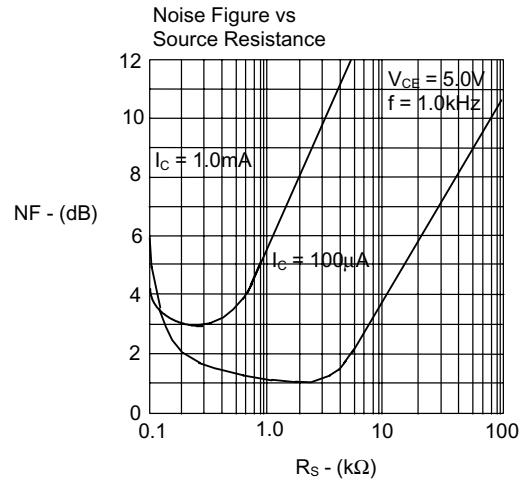
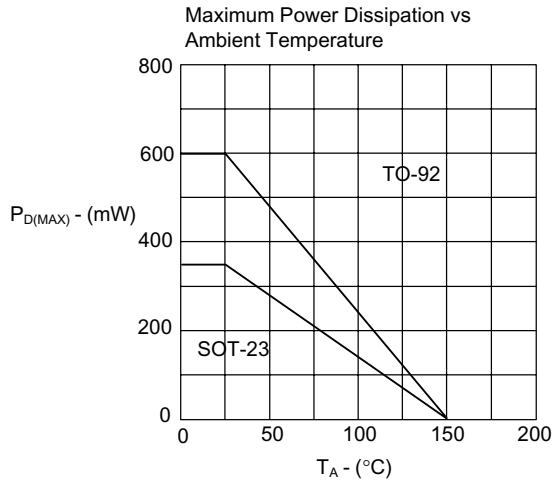
*Pulse Width $\leq 300\mu s$, Duty Cycle $\leq 2.0\%$



DIM	DIMENSIONS				NOTE
	INCHES		MM		
A	.170	.190	4.33	4.83	
B	.170	.190	4.30	4.83	
C	.550	.590	13.97	14.97	
D	.010	.020	0.36	0.56	
E	.130	.160	3.30	3.96	
G	.096	.104	2.44	2.64	



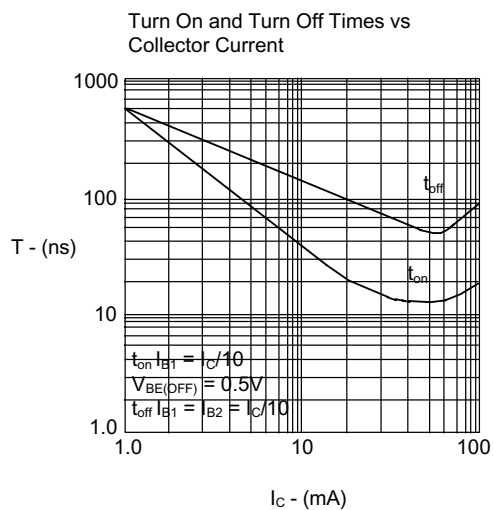
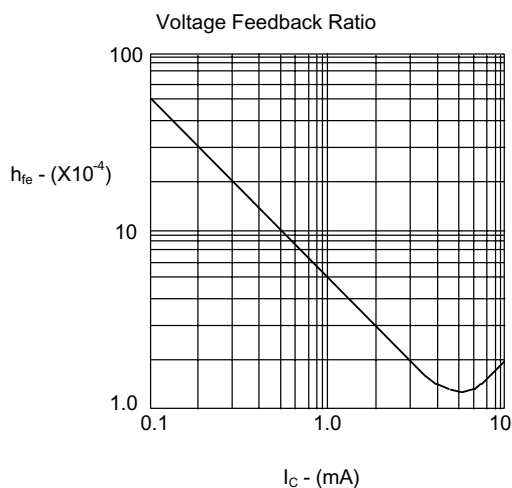
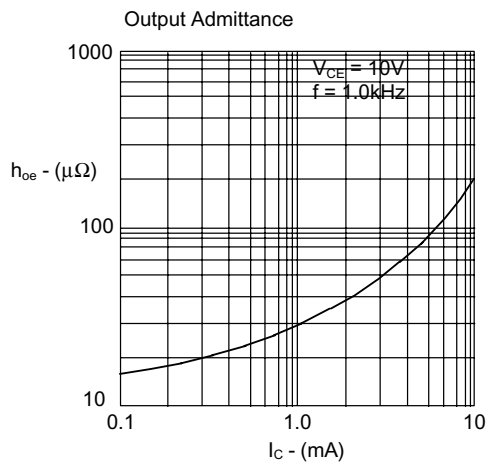
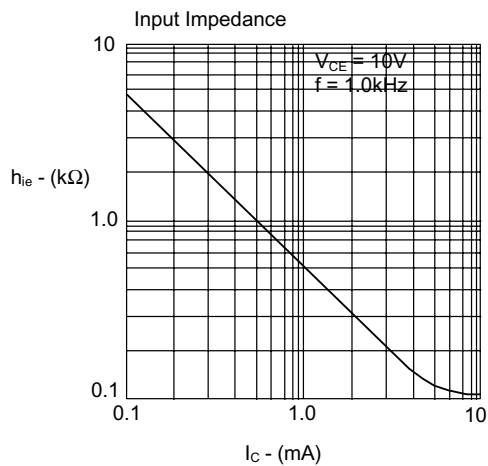
2N3906



2N3906



Micro Commercial Components





Micro Commercial Components

Ordering Information

Device	Packing
(Part Number)-AP	Ammo Packing;2Kpcs/AmmoBox
(Part Number)-BP	Bulk;1Kpcs/Bag

IMPORTANT NOTICE

Micro Commercial Components Corp. reserves the right to make changes without further notice to any product herein to make corrections, modifications, enhancements, improvements, or other changes. *Micro Commercial Components Corp.* does not assume any liability arising out of the application or use of any product described herein; neither does it convey any license under its patent rights, nor the rights of others. The user of products in such applications shall assume all risks of such use and will agree to hold *Micro Commercial Components Corp.* and all the companies whose products are represented on our website, harmless against all damages.

LIFE SUPPORT

MCC's products are not authorized for use as critical components in life support devices or systems without the express written approval of Micro Commercial Components Corporation.