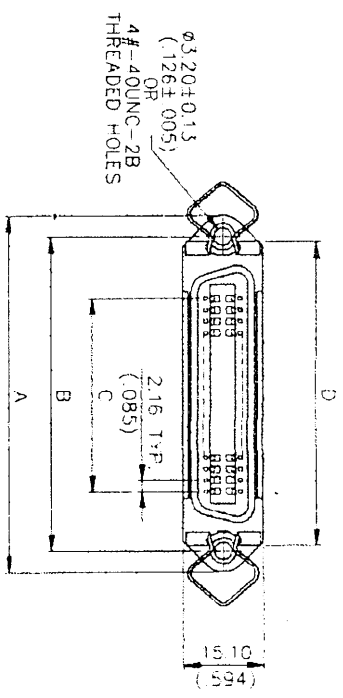
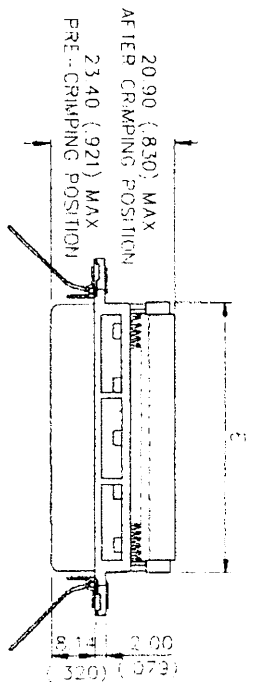
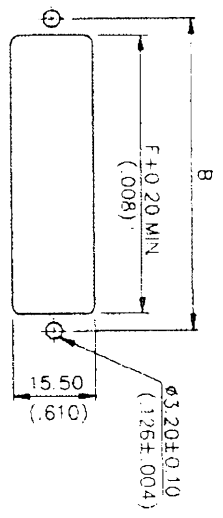


< 26939347

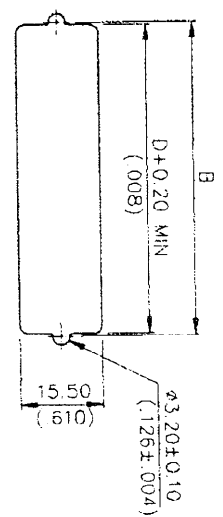


REV	ZONE	LTR	DESCRIPTION	DATE	REVISER	APPD
4			依ECR新增客戶圖及注冊	07/24-01	Lin, Zk	

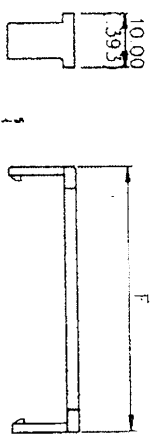
SPECIFICATIONS:
 Current rating : 1A : AWG28/1, 2A : AWG26
 Insulation resistance : >1000 MΩ
 Dielectric withstanding voltage : 500V, at sea level
 Operating temperature : -55°C ~ 105°C (limited by cable)
 Contact resistance : <20mΩ
 Insulator material : polyester resin & glass reinforced, UL 94V-0
 Contact material : phosphor bronze
 Contact plating : gold over nickel
 Wire size : AWG26 & AWG28 stranded, 1.27mm conductor center flat cable



RECOMMEND FRONT MOUNT PANEL



RECOMMEND REAR MOUNT PANEL



STRAIN RELIEF

ORDERING INFORMATION

SF 40 240 M-2 0 P S-C A
 (1) (2) (3) (4) (5) (6) (7) (8) (9)

- Series Number :
SF : I.D.C. ribbon connector
- Contact & Connecting Types :
10 : Plug, rock & panel connecting type
20 : Socket, rock & panel connecting type
30 : Plug, cable to panel connecting type
40 : Socket, cable to panel connecting type
- Number of Contacts :
240 : 24 Positions
360 : 36 Positions
500 : 50 Positions
- Housing Construction Types :
P : All plastic type
M : With metal front shell
- Color Codes :
1 : Blue
2 : Grey
3 : Black
- Mounting Types :
S : Standard through holes
R : With rivet through holes
T : With #4-40UNC threaded insert
N : Without mounting holes
(Boil mounting type)
M : With M3*0.5 threaded holes
W : With M2.6*0.45 threaded holes
A : With 2#-56UNC threaded holes
B : With 2#-56UNC threaded holes
- Contact Finish :
0 : Selected gold flash over nickel
2 : 15μ Selected gold plated over nickel
3 : 30μ Selected gold plated over nickel
- Strain Relief:
N : Without strain relief
P : Plastic strain relief

EDA INC.

MATERIAL	TOLEANCE UNSPECIFIED	SCALE	UNIT
4.0 25(0.10)	-0.25(0.10)	±0.13(0.005)	±0.25(0.10)
0.0 0	±0.25	±0.13(0.005)	±0.25(0.10)
0.0 0	±0.25	±0.13(0.005)	±0.25(0.10)

DESIGNER	CHECKED	APPROVED	NAME	DRAWING NO.	REV
			王明秀	R-1105F-M	4