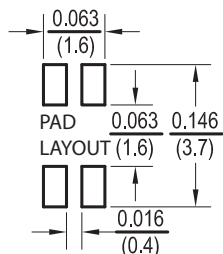
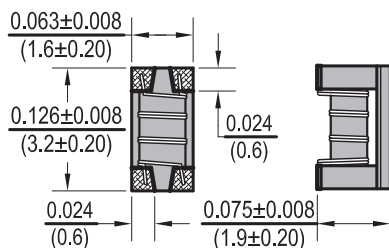


SCM20 USB 2.0 Common Mode Choke



Dimensions: $\frac{\text{Inches}}{\text{(mm)}}$



Features

- Miniature SMD common mode filter
- Excellent noise attenuation in a small package
- Suitable for automated assembly
- SCM series offers wide impedance range
- Excellent solderability

Electrical

Impedance range: 90 Ω to 2200 Ω

Tolerance: 20% over entire range

Test Frequency: 100Mhz

Operating Temp: -25°C ~ 85°C

IDC: Inductance drop 10% Typ.
from original value with no current

DCR: Single Wire Test Value

Resistance to Solder Heat

Pre-Heat 150°C, 1 minute

Solder Composition: Sn/Ag3.0/Cu0.5

Solder Temp: 260°C peak for 10 sec.

Test time: 6 minutes

Test Equipment

(Z): HP4286A / HP4287A /

Agilent E4991A

(DCR): Chen Hwa 502BC

Single wire test value

Insulation Resistance: HP4339B

(IDC): HP4284A with HP42841A /

HP4285A with HP42841A

Physical

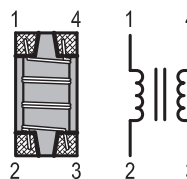
Packaging: 2000 pieces per 7 inch reel

Marking: None

Allied Part Number	Impedance Z (Ω)	Tolerance ($\pm\%$)	Test Freq. (MHz)	Rated Voltage Vdc	Insulation Resistance (M Ω) (min)	DCR Max. (Ω)	IDC (mA)
SCM20-900M-RC	90	20	100	50	10	0.3	370
SCM20-121M-RC	120	20	100	50	10	0.3	370
SCM20-161M-RC	160	20	100	50	10	0.4	340
SCM20-221M-RC	220	20	100	50	10	0.4	320
SCM20-261M-RC	260	20	100	50	10	0.5	310
SCM20-601M-RC	600	20	100	50	10	0.8	260
SCM20-102M-RC	1000	20	100	50	10	1.0	230
SCM20-222M-RC	2200	20	100	50	10	1.2	200

All specifications subject to change without notice.

SCHEMATIC



NO POLARITY EQUIVALENT CIRCUIT