DRAWING No.		
A3		

THIRD ANGLE PROJECTION

DO NOT SCALE

TECH

USED ON

233-640

VI-302-DP, VI-302-2



DRIVER: Intersil ICL7106, Teledyne 7106

DIGIT HEIGHT 12.7 mm (0.5")

Pin No.	Segment	Pin No.	Segment	Pin No.	Segment	Pin No.	Segment
1	COM	11	3C	21	1A	31	3F
2	–	12	3DP	22	1F	32	3G
3	B-C	13	2E	23	1G	33	NC
4	NC	14	2D	24	2B	34	NC
5	NC	15	2C	25	2A	35	NC
6	NC	16	2DP	26	2F	36	NC
7	NC	17	1E	27	2G	37	NC
8	4DP	18	1D	28	L	38	LO BAT
9	3E	19	1C	29	3B	39	:
10	3D	20	1B	30	3A	40	COM

DISPLAY MODEL NUMBER NOTATION

VIM - 808 - DP - RC - S - LV - N

APPLICATION
Blank for watch.
L: Clock
C: Calculator
I: Instrument
D: Dot Matrix
G: Graphic

DRIVE SCHEME
Blank for Static
M: Multiplex

MODEL NUMBER

CONNECTOR TYPES
1: Pin type (Pins not Supplied)
2: Elastomeric (Zebra) type
DP: Epoxy DIL pins Provided

MODE
Blank for positive
N: Negative

DRIVE VOLTAGE*
LV: 3.1V for Multiplexing
HV: 3.9V~4.7V for Multiplexing

FLUID
S: Standard
W: Wide temperature*

POLARIZER GRADE
RC: Commercial Reflective
FC: Commercial Transflective
TC: Commercial Transmissive
GC: Standard Gold Reflective
RH: Reflective, high stability
FH: Transflective, high stability
TH: Transmissive, high stability

*NOTE: Wide temperature fluid requires higher voltage of drive (See P.19)

CONNECTOR TYPES **

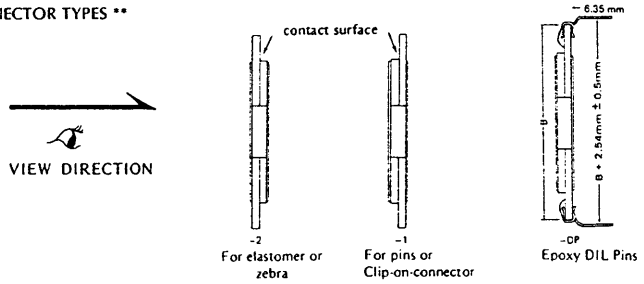

NOTE: For DP, Standard pin length 6.35 mm (0.25"). Maximum 14.5 mm, pin pitch 2.54 mm
For other Types of pins and pin pitch, please refer to P.18

SEGMENT NOTATION

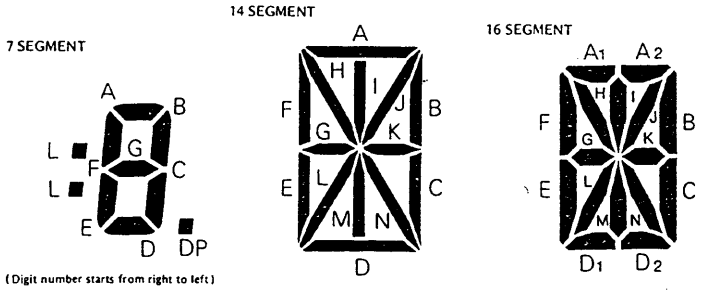

(Digit number starts from right to left)

CHECKED				PROTECTIVE FINISH	MATERIAL & SPEC.	TOLERANCES UNLESS OTHERWISE STATED	TRIDENT MICROSYSTEMS LIMITED
						LINEAR ±	55 Ormside Way Redhill Surrey RH1 2LS United Kingdom Tel: (0737) 765900 Fax: (0737) 771908
TRACED						ANGULAR ±	
DRAWN	ISSUE	DATE	AMENDMENT				TITLE:
	1		ESTD WT	ACTL WT	DIMENSIONS IN	SCALE	DRAWING No. A3

SE22