



PM/P/P Cores Halves/EP/TT/PR Cores

Series/Type: P 4.6 x 4.1

The following products presented in this data sheet are being withdrawn.

Ordering Code	Substitute Product	Date of Withdrawal	Deadline Last Orders	Last Shipments
B65496B20030000		2003-08-08		
B65496B20020000	B65496B20030000	2003-08-08	2005-03-31	2005-09-30
B63399A10070000		2003-08-08	2004-02-29	2004-08-31

For further information please contact your nearest EPCOS sales office, which will also support you in selecting a suitable substitute. The addresses of our worldwide sales network are presented at www.epcos.com/sales.



P 4,6 × 4,1

Core

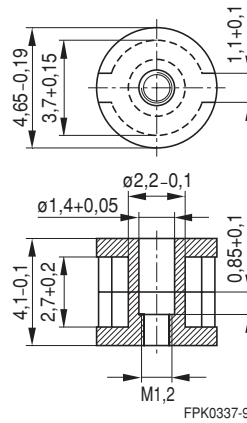
B65495

**Miniature pot cores
for adjustable miniature inductors**

- One of the two cores is equipped with an internal thread for the adjusting screw
- The unit can be fixed to the terminal carrier by glue
- Space requirements of the inductor 5 × 5,1 mm (without terminals)
- Pot cores are supplied in sets

Magnetic characteristics (per set)

$\Sigma l/A = 2,6 \text{ mm}^{-1}$
 $l_e = 7,6 \text{ mm}$
 $A_e = 2,8 \text{ mm}^2$
 $V_e = 21,3 \text{ mm}^3$



Approx. weight 0,17 g/set

Ungapped

Material	A_L value nH	μ_e	Ordering code ¹⁾ -K with thread -B with center hole
M33	200 + 40/- 30 %	414	B65495-B-Y33
N30	800 + 40/- 30 %	1660	B65495-+-Y30

1) Replace the + by the code letter "K" or "B" for the required version.



P 4,6 × 4,1

Accessories

B65496

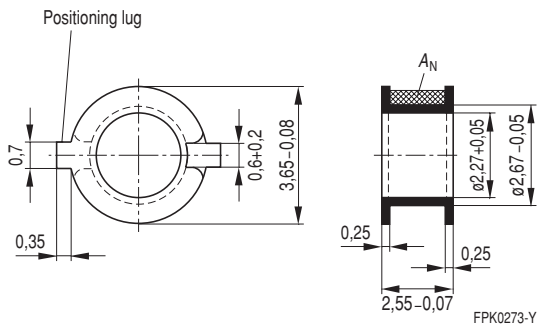
Coil former with positioning lug

Material: GFR polyterephthalate (UL 94 V-0, insulation class to IEC 60085:

F \triangleq max. operating temperature 155 °C), color code black

Winding: see "Processing Notes", page 155

Sections	A_N mm ²	l_N mm	A_R value $\mu\Omega$	Ordering code
1	0,8	9,5	400	B65496-B1000-T1





P 4,6 × 4,1

Accessories

B65496

Terminal carrier

Material: GFR polyether ketone (UL 94 V-0, insulation class to IEC 60085:

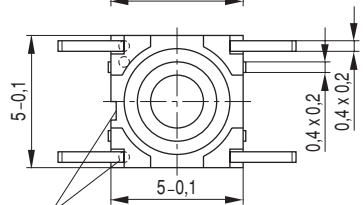
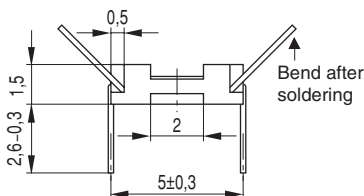
F \triangleq max. operating temperature 155 °C), color code natural

Solderability: to IEC 60068-2-20, test Ta, method 1 (aging 3): 350 °C, 1 s

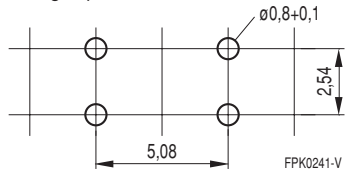
Resistance to soldering heat: to IEC 60068-2-20, test Tb, method 1B: 350 °C, 3,5 s

Terminal carrier	Ordering code
With 4 solder terminals for PCB through-hole assembly	B65496-B2002
With 4 solder terminals for SMT	B65496-B2003

For PCB through-hole assembly

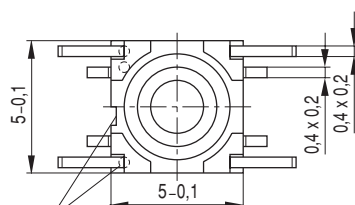
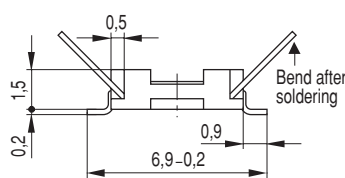


Marking of pin 1

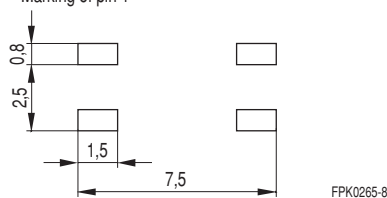


Hole arrangement
View in mounting direction

For SMT



Marking of pin 1



Recommended PCB layout



P 4,6 × 4,1	B63399
Accessories	B65496

Adjusting screw

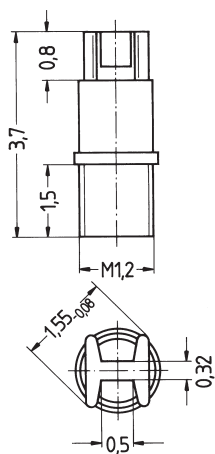
- Tube core with thread and core brake made of polyacetal

Plastic **adjusting screwdriver** (not shown)

Plastic **handle** for adjusting screwdriver (not shown)

Adjusting screw			Min. adjusting range %	Ordering code
Tube core Ø × length mm	Material	Color code		
1,25 × 1,2	K 1	blue	10	B65496-A3001-X1
Adjusting screwdriver				B63399-A1007
Handle				B63399-B5

Adjusting screw



FPK0033-S



Herausgegeben von EPCOS AG

Marketing Kommunikation, Postfach 80 17 09, 81617 München, DEUTSCHLAND

© EPCOS AG 2000. Alle Rechte vorbehalten. Vervielfältigung, Veröffentlichung, Verbreitung und Verwertung dieser Broschüre und ihres Inhalts ohne ausdrückliche Genehmigung der EPCOS AG nicht gestattet.

Mit den Angaben in dieser Broschüre werden die Bauelemente spezifiziert, keine Eigenschaften zugesichert. Bestellungen unterliegen den vom ZVEI empfohlenen Allgemeinen Lieferbedingungen für Erzeugnisse und Leistungen der Elektroindustrie, soweit nichts anderes vereinbart wird.

Diese Broschüre ersetzt die vorige Ausgabe.

Fragen über Technik, Preise und Liefermöglichkeiten richten Sie bitte an den Ihnen nächstgelegenen Vertrieb der EPCOS AG oder an unsere Vertriebsgesellschaften im Ausland.

Bauelemente können aufgrund technischer Erfordernisse Gefahrstoffe enthalten. Auskünfte darüber bitten wir unter Angabe des betreffenden Typs ebenfalls über die zuständige Vertriebsgesellschaft einzuholen.

Published by EPCOS AG

Marketing Communications, P.O. Box 80 17 09, 81617 Munich, GERMANY

© EPCOS AG 2000. All Rights Reserved. Reproduction, publication and dissemination of this brochure and the information contained therein without EPCOS' prior express consent is prohibited.

The information contained in this brochure describes the type of component and shall not be considered as guaranteed characteristics. Purchase orders are subject to the General Conditions for the Supply of Products and Services of the Electrical and Electronics Industry recommended by the ZVEI (German Electrical and Electronic Manufacturers' Association), unless otherwise agreed.

This brochure replaces the previous edition.

For questions on technology, prices and delivery please contact the Sales Offices of EPCOS AG or the international Representatives.

Due to technical requirements components may contain dangerous substances. For information on the type in question please also contact one of our Sales Offices.