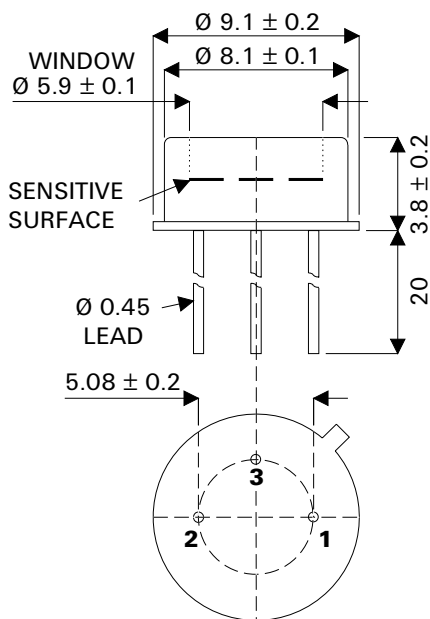


## MECHANICAL DATA

Dimensions in mm.



### TO-39 Package

Pin 1 – Anode      Pin 2 – Cathode      Pin 3 – Case

## P.I.N. PHOTODIODE

### FEATURES

- VISIBLE AND UV BLIND
- PHOTODIODE ISOLATED FROM PACKAGE
- EXCELLENT LINEARITY
- LOW NOISE
- WIDE SPECTRAL RESPONSE
- LOW LEAKAGE CURRENT
- LOW CAPACITANCE
- RG850 INTEGRAL OPTICAL FILTER
- TO39 HERMETIC METAL CAN PACKAGE
- EMI SCREENING MESH AVAILABLE

### DESCRIPTION

The SMP550G-FM is a Silicon P.I.N. photodiode incorporated in a hermetic metal can package. The electrical terminations are via two leads of diameter 0.018" on a pitch centre diameter of 0.2". The can structure incorporates an optical filter that only transmits infra-red light. The photodiode is electrically isolated from the package, which has a separate earth lead.

The larger photodiode active area provides greater sensitivity than the SMP400 range of devices, with a corresponding reduction in speed. The photodiode structure has been optimised for high sensitivity, light measurement applications. The metal can, isolated photodiode and optional screening mesh ensure a rugged device with a high degree of immunity to conducted and radiated electrical interference.

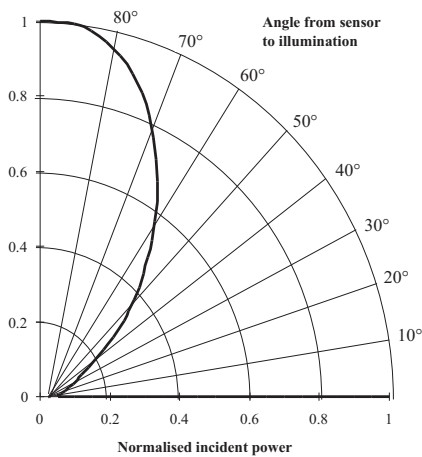
### ABSOLUTE MAXIMUM RATINGS (T<sub>case</sub> = 25°C unless otherwise stated)

Operating temperature range	-40°C to +70°C
Storage temperature range	-45°C to +80°C
Temperature coefficient of responsivity	0.35% per °C
Temperature coefficient of dark current	x2 per 8°C rise
Reverse breakdown voltage	60V

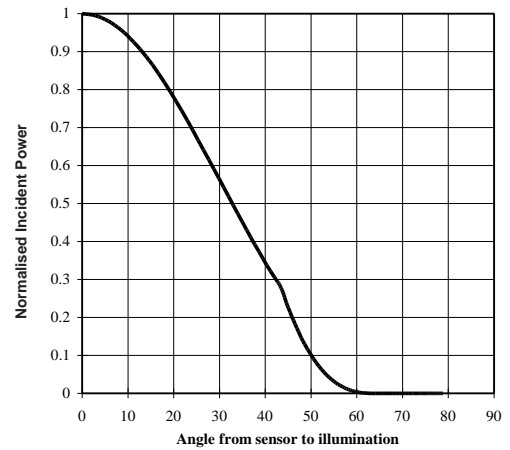
## CHARACTERISTICS (T<sub>amb</sub>=25°C unless otherwise stated)

Characteristic	Test Conditions.	Min.	Typ.	Max.	Units
Responsivity	$\lambda$ at 900nm	0.45	0.55		A/W
Active Area			5.19		mm <sup>2</sup>
Dark Current	E = 0 Dark 1V Reverse		2	4	nA
	E = 0 Dark 10V Reverse		16	22	
Breakdown Voltage	E = 0 Dark 10 $\mu$ A Reverse	60	80		V
Capacitance	E = 0 Dark 0V Reverse		55		pF
	E = 0 Dark 20V Reverse		10		
Rise Time	30V Reverse 50 $\Omega$		9		ns
NEP	900nm		19x10 <sup>-14</sup>	0.45	W/ $\sqrt$ Hz

Directional characteristics



Directional Characteristics



Spectral Response

