

Customer Information Sheet

DRAWING No.: Z80-280

SHEET 2 OF 2

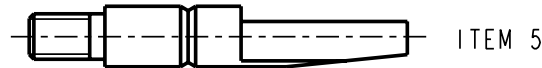
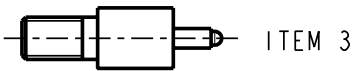
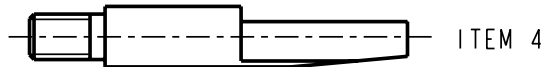
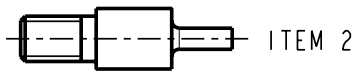

IF IN DOUBT - ASK



NOT TO SCALE

THIRD ANGLE PROJECTION

ALL DIMENSIONS IN mm



NOTES:
1. FOR INSTRUCTION SPECIFICATIONS
SEE INSTRUCTION SHEET IS-25.

ITEM NUMBER	PART NUMBER	DESCRIPTION
1	M80-043	CONTACT INSERTION/EXTRACTION TOOL HOLDER
2	TD2195	MALE CONTACT EXTRACTION TOOL
3	M80-044	FEMALE CONTACT EXTRACTION TOOL
4	TD2294	CONTACT INSERTION TOOL (FOR INSULATION UP TO $\varnothing 0.09\text{mm}$)
5	TD2295	CONTACT INSERTION TOOL (FOR INSULATION $\varnothing 0.9$ TO $\varnothing 1.1\text{mm}$)

RA	3	26.11.08	10213
NAME	ISS.	DATE	C/NOTE
APPROVED:		R. ADDE	
CHECKED:		M.G. PLESTED	
DRAWN:		N. CODLING	
CUSTOMER REF.:			
ASSEMBLY DRG:			

HARWIN

HARWIN USA
TEL: 603 893 5376
FAX: 603 893 5396
mis@harwin.com

HARWIN Europe (UK)
TEL: 023 9231 4545
FAX: 023 9231 4590
mis@harwin.co.uk

HARWIN Asia
TEL: +65 6 779 4909
FAX: +65 6 779 3868
mis@harwin.com.sg

THIS DRAWING AND ANY INFORMATION OR DESCRIPTIVE MATTER SET OUT HEREON ARE CONFIDENTIAL AND COPYRIGHT PROPERTY OF THE HARWIN GROUP AND MUST NOT BE DISCLOSED, LOANED, COPIED OR USED FOR MANUFACTURING, TENDERING OR FOR ANY OTHER PURPOSE WITHOUT THEIR WRITTEN PERMISSION.

TOLERANCES
X. = $\pm 1\text{mm}$
X.X = $\pm 0.25\text{mm}$
X.XX = $\pm 0.10\text{mm}$
X.XXX = $\pm 0.01\text{mm}$
ANGLES = $\pm 5^\circ$
UNLESS STATED

MATERIAL:
SEE ABOVE
FINISH:
S/AREA: mm²

TITLE:
DATAMATE CRIMP CONTACT
INSERTION/REMOVAL TOOL KIT

DRAWING NUMBER:
Z80-280

SHT
2 OF 2