

N2780A Series AC/DC Current Probes

A wide selection of current probes to meet your application's needs

Data Sheet



Figure 1 N2780A Series current probes with N2779A power supply

- Various bandwidths: DC to 2 MHz, 10 MHz, 50 MHz, 100 MHz
- DC and AC measurements
- Superior 1% accuracy and high signal-to-noise ratio
- Overload-protect function prevents probe damage from excessive input
- Direct connection to high-impedance 1 M Ω BNC input of oscilloscope
- “Demagnetize” button to remove any residual magnetism that builds up in the magnetic core
- External power supply (N2779A) lets you connect up to three N278xA current probes to a single power supply

Compatible with any oscilloscope with a high-impedance BNC input, the new N2780A Series current probes offer accurate and reliable solution for measuring DC and AC currents.

Hybrid technology for AC and DC measurements

Using hybrid technology that includes a Hall-effect sensor and an AC current transformer, the probes provide accurate measurement of DC or AC currents up to 500 Arms (for model N2780A) or DC–100 MHz (for model N2783A), without breaking into the circuit. Using split core construction, the probe easily clips on and off of a conductor.

Wide range of applications

The current probes feature broad measurement ranges (up to 500 A), flat frequency response, low noise and low insertion loss that make the probes ideal for current measurements in areas such as measuring steady state or transient current of motor drives, switching power supplies, inverters, controllers, sensors, disk drives, LCD displays, electronic ballasts and amplifiers. The high signal-to-noise ratio of the N2782A and N2783A makes them ideal for making low-level current measurements in milliampere ranges.

Accurate current measurement

A built-in DEMAG (demagnetize) function allows the removal of any residual magnetism that has built up in the magnetic core due to power on/off switching or excessive input current. In addition, voltage offset or temperature drift on the probe can be easily corrected by using the zero adjustment control.



Figure 2 N2783A, N2780A, N2781A and N2782A current probe (from left to right)



Agilent Technologies

www.DataSheet4U.com

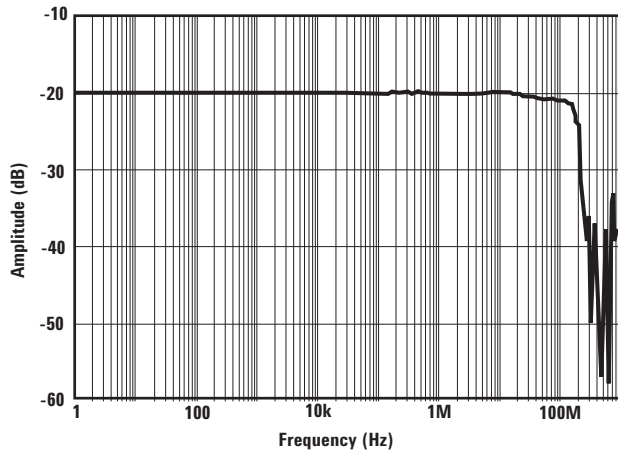


Figure 3 Frequency response of N2783A

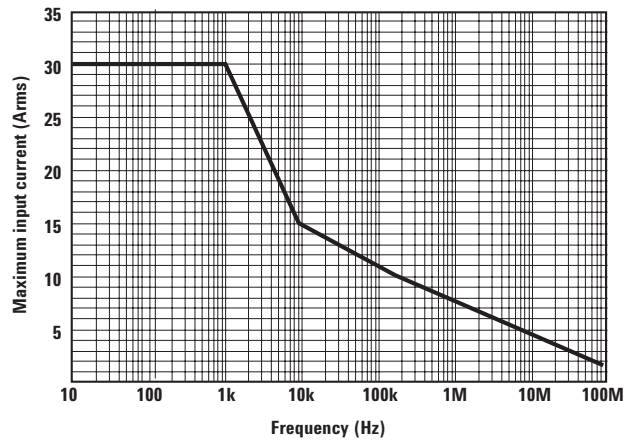


Figure 4 Continuous maximum input rating of N2783A

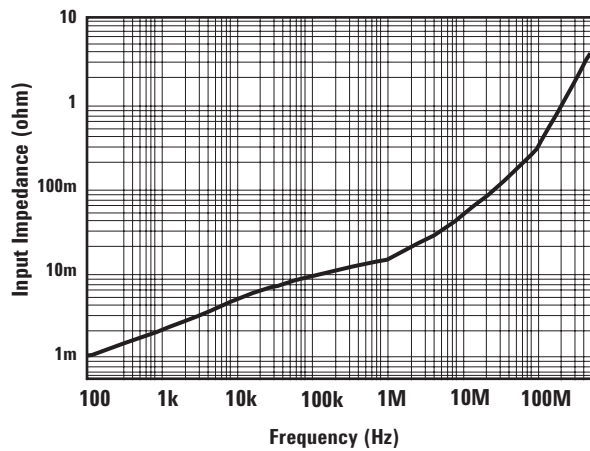


Figure 5 Insertion impedance of N2783A

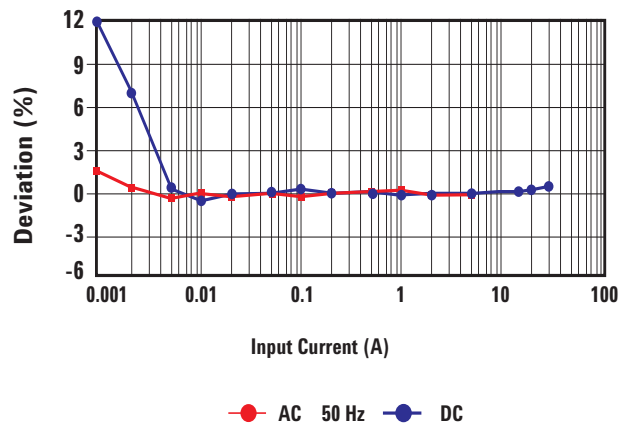


Figure 6. Amplitude accuracy characteristics of N2783A

Note: For the characteristic plots of other current probe models, refer to the N2780A Series current probe user's manual.



N2779A 3-channel power supply specifications

Applicable current probes:	N2780A, N2781A, N2782A, N2783A and N2774A
Number of power supply connectors:	3
Connector type:	LEMO inc./FFA..0S.304.CNAC42Z
Output voltage:	DC (12 V, 2.5 A)
Maximum rated power:	170 VA
Input power requirement:	AC 100-240 VAC, 50/60 Hz, 125-170 VAC



Model number	N2780A	N2781A	N2782A	N2783A
Bandwidth (-3dB)	DC to 2 MHz	DC to 10 MHz	DC to 50 MHz	DC to 100 MHz
Risetime	175 ns or less	35 ns or less	7 ns or less	3.5 ns or less
Maximum current (continuous) RMS	500 A	150 A	30 A	30 A
Maximum peak current (non-continuous)	700 A peak	300 A peak;	50 A peak	50 A peak
Lowest measurable current (at $\pm 3\%$ accuracy at DC, scope set to 1 mV/div and high-resolution mode on)	20 mA	20 mA	5 mA	5 mA
Output voltage rate	0.01 V/A (100:1)	0.01 V/A (100:1)	0.1 V/A (10:1)	0.1 V/A (10:1)
Amplitude accuracy* (DC and 45 to 66 Hz, rated current)	$\pm 1.0\%$ rdg. ± 500 mA	$\pm 1.0\%$ rdg. ± 100 mA	$\pm 1.0\%$ rdg. ± 10 mA	$\pm 1.0\%$ rdg. ± 10 mA
Noise (measured with 20 MHz bandwidth limit filter on the scope)	Equivalent to 25 mArms or less	Equivalent to 25 mArms or less	Equivalent to 2.5 mArms or less	Equivalent to 2.5 mArms or less
Temperature coefficient for sensitivity (within a range of 0°C to 40 °C or 32 °F to 104 °F)	$\pm 2\%$ or less	$\pm 2\%$ or less	$\pm 2\%$ or less	$\pm 2\%$ or less
Effect of external magnetic fields (in a DC to 60 Hz, 400 A/m magnetic field)	Equivalent to a maximum of 800 mA	Equivalent to a maximum of 150 mA	Equivalent to a maximum of 20 mA	Equivalent to a maximum of 5 mA
Maximum rated power	7.2 VA (with rated current)	5.5 VA (with rated current)	5.6 VA (with rated current)	5.3 VA (with rated current)
Rated supply voltage	DC ± 12 V ± 0.5 V	DC ± 12 V ± 1 V	DC ± 12 V ± 0.5 V	DC ± 12 V ± 0.5 V
Diameter of measurable conductors	20 mm dia. (0.79" dia.)	20 mm dia. (0.79" dia.)	5 mm dia. (0.2" dia.)	5 mm dia. (0.2" dia.)
Cable lengths	Sensor cable: Approx. 2 m (78.7") Power supply cable: Approx. 1 m (39.4")	Sensor cable: Approx. 2 m (78.7") Power supply cable: Approx. 1 m (39.4")	Sensor cable: Approx. 1.5 m (78.7") Power supply cable: Approx. 1 m (39.4")	Sensor cable: Approx. 1.5 m (78.7") Power supply cable: Approx. 1 m (39.4")

Note*: The amplitude accuracy specifications are guaranteed at 23°C \pm 3°C (or 73°F \pm 5°F)

Compatible Oscilloscopes

Any oscilloscope offering 1 M Ω BNC input including Agilent 1000 Series, InfiniiVision 6000 and 7000 Series, and Infiniium 8000 and 9000 Series. You must select the input impedance of the oscilloscope to be 1 M Ω in order to make accurate measurements. If the oscilloscope you are using does not have a 1 M Ω input impedance setting, you can purchase the Agilent E2697A 50 Ω to 1 M Ω adapter.

Ordering Information

- N2780A**
2 MHz/500A AC/DC current probe
- N2781A**
10 MHz/150A AC/DC current probe
- N2782A**
50 MHz/30A AC/DC current probe
- N2783A**
100 MHz/30A AC/DC current probe
- N2779A**
3-channel power supply for
N2780A Series current probes



www.DataSheet4U.com



Agilent Email Updates

www.agilent.com/find/emailupdates
Get the latest information on the products and applications you select.



Agilent Direct

www.agilent.com/find/agilentdirect
Quickly choose and use your test equipment solutions with confidence.



www.lxistandard.org

LXI is the LAN-based successor to GPIB, providing faster, more efficient connectivity. Agilent is a founding member of the LXI consortium.

Remove all doubt

Our repair and calibration services will get your equipment back to you, performing like new, when promised. You will get full value out of your Agilent equipment throughout its lifetime. Your equipment will be serviced by Agilent-trained technicians using the latest factory calibration procedures, automated repair diagnostics and genuine parts. You will always have the utmost confidence in your measurements. For information regarding self maintenance of this product, please contact your Agilent office.

Agilent offers a wide range of additional expert test and measurement services for your equipment, including initial start-up assistance, onsite education and training, as well as design, system integration, and project management.

For more information on repair and calibration services, go to:

www.agilent.com/find/removealldoubt

www.agilent.com
www.agilent.com/find/probes

For more information on Agilent Technologies' products, applications or services, please contact your local Agilent office. The complete list is available at:

www.agilent.com/find/contactus

Americas

Canada	(877) 894-4414
Latin America	305 269 7500
United States	(800) 829-4444

Asia Pacific

Australia	1 800 629 485
China	800 810 0189
Hong Kong	800 938 693
India	1 800 112 929
Japan	0120 (421) 345
Korea	080 769 0800
Malaysia	1 800 888 848
Singapore	1 800 375 8100
Taiwan	0800 047 866
Thailand	1 800 226 008

Europe & Middle East

Austria	01 36027 71571
Belgium	32 (0) 2 404 93 40
Denmark	45 70 13 15 15
Finland	358 (0) 10 855 2100
France	0825 010 700
Germany	07031 464 6333
Ireland	1890 924 204
Israel	972-3-9288-504/544
Italy	39 02 92 60 8484
Netherlands	31 (0) 20 547 2111
Spain	34 (91) 631 3300
Sweden	0200-88 22 55
Switzerland	0800 80 53 53
United Kingdom	44 (0) 118 9276201

Other European Countries:

www.agilent.com/find/contactus

Revised: October 1, 2008

Product specifications and descriptions in this document subject to change without notice.

© Agilent Technologies, Inc. 2009
Printed in USA, June 26, 2009
5989-6432EN

