

PLEASE CHECK WWW.MOLEX.COM FOR LATEST PART INFORMATION

Part Number: **0014600175**
Status: **Active**
Description: 2.54mm (.100") Pitch SL™ Insulation Displacement Connector Assembly, Female, Single Row, Version A, Nonpolarized, Wire Size 28, 3.81µm (150µ") Tin/Lead (SnPb), 17 Circuits

Documents:

[3D Model](#) [Product Specification PS-70400 \(PDF\)](#)
[Drawing \(PDF\)](#) [RoHS Certificate of Compliance \(PDF\)](#)

Agency Certification

CSA LR19980
 UL E29179

General

Product Family Ribbon Cable / Wire Trap Connectors
 Series [70400](#)
 Comments Terminals Preloaded
 Component Type Housing
 Glow-Wire Compliant No
 Product Name SL™

Physical

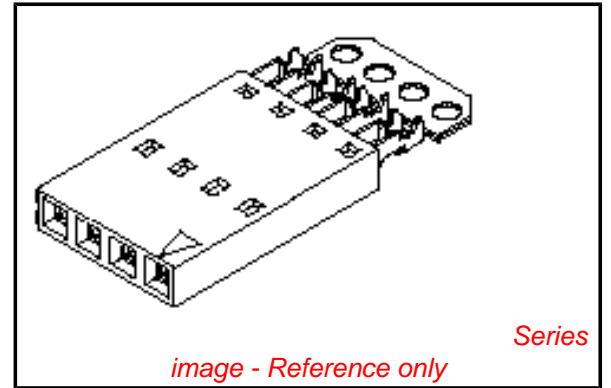
Circuits (Loaded) 17
 Color - Resin Black
 Durability (mating cycles max) 25
 Entry Angle Vertical
 Flammability 94V-0
 Lock to Mating Part None
 Material - Metal Phosphor Bronze
 Material - Plating Mating Tin
 Material - Plating Termination Tin
 Material - Resin Polyester Alloy
 Number of Rows 1
 PCB Retention None
 Packaging Type Tube
 Pitch - Mating Interface (in) 0.100 In
 Pitch - Mating Interface (mm) 2.54 mm
 Plating min: Mating (µin) 150
 Plating min: Mating (µm) 3.75
 Plating min: Termination (µin) 75
 Plating min: Termination (µm) 1.875
 Polarized to Mating Part No
 Stackable Yes
 Surface Mount Compatible (SMC) N/A
 Temperature Range - Operating -40°C to +105°C
 Termination Interface: Style IDT or Pierce
 Wire Insulation Diameter 1.35mm (.053") max.
 Wire Size AWG 28
 Wire/Cable Type Discrete Wire, Ribbon Cable

Electrical

Current - Maximum per Contact 1.2A
 Voltage - Maximum 250V

Material Info

Old Part Number 70400-0366



EU RoHS

ELV and RoHS Compliant
REACH SVHC Not Reviewed
Halogen-Free Status Not Reviewed

China RoHS



Need more information on product environmental compliance?

Email productcompliance@molex.com
 For a multiple part number RoHS Certificate of Compliance, [click here](#)

Please visit the [Contact Us](#) section for any non-product compliance questions.

Search Parts in this Series

[70400Series](#)

Mates With

Single Row headers and housings, [8624](#) , [70203](#) , [42375](#) , [42377](#)

Use With

[7307](#) Tinned 28AWG, [7767](#) Topcoat 28AWG, [24241](#) Tinned 26AWG, [8996](#) Topcoat 26AWG, [24226](#) Tinned 24AWG, [8997](#) Topcoat 24AWG, [24369](#) High Flex 26AWG, [24389](#) High Flex 24AWG

Application Tooling | FAQ

Tooling specifications and manuals are found by selecting the products below. Crimp Height Specifications are then contained in the Application Tooling Specification document.

Global

Description	Product #
Hawk Semi- Automatic Discrete	0011201337

Reference - Drawing Numbers

Product Specification

Sales Drawing

PS-70400

SDA-70400-0351-0374

Wire Terminator for SL - Rebuilt US*	
Hawk™ Ribbon	<u>0623003000</u>
Cable Terminator for SL without Break-off	
Hawk™ Semi- Automatic Discrete	<u>0623003100</u>
Wire Terminator for SL	
Hawk™ Flat Flex	<u>0623005200</u>
Cable Terminator for SL with Break-off	
Hawk™ Ribbon	<u>0623005300</u>
Cable Terminator with for SL Break-off	
Hawk™ Semi- Automatic Discrete	<u>0623004900</u>
Wire Terminator for SL - Rebuilt CE Approved*	

This document was generated on 03/30/2010

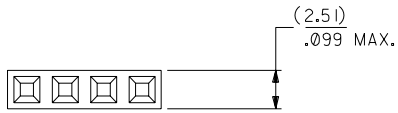
PLEASE CHECK WWW.MOLEX.COM FOR LATEST PART INFORMATION

OPTION A

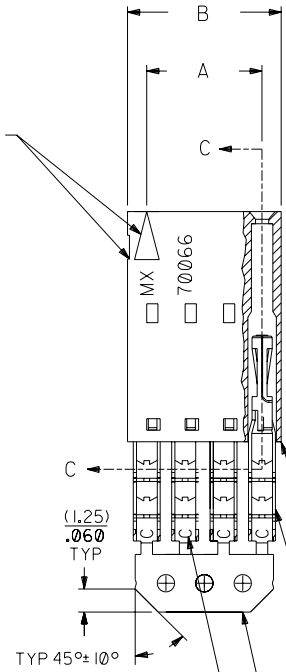
NOTES:

- 1) TO BE USED WITH (28) AWG. STRANDED WIRE WITH (1.35)/.053 DIA. MAX. INSULATION.
- 2) SEE CHART FOR CIRCUIT SIZES.
- 3) STANDARD PACKAGING PER PK-70400-0001. OPTIONAL PACKAGING MAY BE AVAILABLE, REQUEST DWG. PK-70400
- 4) PARTS STACKABLE END TO END AND SIDE BY SIDE ON (2.54)/.100 CENTERS.
- 5) REFER TO PRODUCT SPECIFICATION: PS-70400.
- 6) SEE DWG. SDA-70400-**** (SHT. 5) FOR OPTIONAL HOUSING DETAILS.
- 7) 4 CIRCUIT SHOWN.
- 8) TO MATE WITH MOLEX (2.54)/.100 CENTERLINE HEADERS.

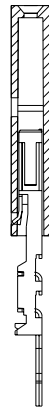
9) 2 CIRCUIT ASSEMBLIES SUPPLIED AS GROUPED PAIRS.



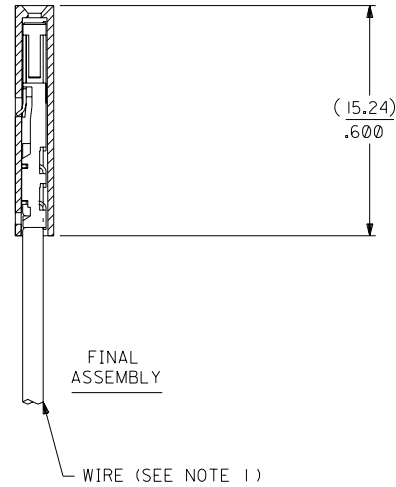
CIRCUIT NO. 1
SLOT OR ARROW



SECTION C-C



PRE-LOADED ASSEMBLY



FINAL ASSEMBLY

HOUSING PART NO. 70066-****
MATERIAL: G.F. POLYESTER, 94V-0

TERMINAL PART NO. 70028-****
MATERIAL: PHOSPHOR BRONZE
PLATING PER ES-88-***

TIN - .000150 MIN. TIN OVER
.000050 MIN. NICKEL PLATE.

I.D. SLOT CODE TO WIRE GAUGE CHART	
I.D. SLOT CODE	WIRE GAUGE
C	28 AWG.

PLATING CODE (STRIPE ON CARRIER STRIP)	
PLATING	COLOR
TIN	NONE

CKT. SIZE	DIMENSIONS (INCH)		EDP. NO.	ENG. NO.
	A	B		
2	(2.54) .100	(5.05) .199	14-60-0025	A-70400-0351
3	(5.08) .200	(7.59) .299	14-60-0035	A-70400-0352
4	(7.62) .300	(10.13) .399	14-60-0045	A-70400-0353
5	(10.16) .400	(12.67) .499	14-60-0055	A-70400-0354
6	(12.70) .500	(15.21) .599	14-60-0065	A-70400-0355
7	(15.24) .600	(17.75) .699	14-60-0075	A-70400-0356
8	(17.78) .700	(20.29) .799	14-60-0085	A-70400-0357
9	(20.32) .800	(22.83) .899	14-60-0095	A-70400-0358
10	(22.86) .900	(25.37) .999	14-60-0105	A-70400-0359
11	(25.54) 1.000	(27.91) 1.099	14-60-0115	A-70400-0360
12	(27.94) 1.100	(30.45) 1.199	14-60-0125	A-70400-0361
13	(30.48) 1.200	(32.99) 1.299	14-60-0135	A-70400-0362
14	(33.02) 1.300	(35.53) 1.399	14-60-0145	A-70400-0363
15	(35.56) 1.400	(38.07) 1.499	14-60-0155	A-70400-0364
16	(38.01) 1.500	(40.61) 1.599	14-60-0165	A-70400-0365
17	(40.64) 1.600	(43.15) 1.699	14-60-0175	A-70400-0366
18	(43.18) 1.700	(45.69) 1.799	14-60-0185	A-70400-0367
19	(45.72) 1.800	(48.23) 1.899	14-60-0195	A-70400-0368
20	(48.26) 1.900	(50.77) 1.999	14-60-0205	A-70400-0369
21	(50.80) 2.000	(53.31) 2.099	14-60-0215	A-70400-0370
22	(53.34) 2.100	(55.85) 2.199	14-60-0225	A-70400-0371
23	(55.88) 2.200	(58.39) 2.299	14-60-0235	A-70400-0372
24	(58.42) 2.300	(60.93) 2.399	14-60-0245	A-70400-0373
25	(60.96) 2.400	(63.47) 2.499	14-60-0255	A-70400-0374

*THE PRIMARY SHIPPING CARTON WILL BE LABELED "COMPLIANT TO ROHS DIRECTIVE 2002/95/EC AND ELV ANNEX II OF DIRECTIVE 2000/53/EC". CARTONS WITHOUT THIS LABEL MAY CONTAIN PRODUCT WITH LEAD.

G	LEAD FREE UCP2004-1769 RWHITE 04/03/17	E	REVISED PER ECR NO. U82110 10-17-88 AAB	DIMENSIONS SHOWN (METRIC) INCH UNLESS OTHERWISE SPECIFIED TOLERANCES: ANGULAR ± 1/2°		▽ = 0 ▼ = 0	REVISE ONLY ON CAD SYSTEM																																				
F1	ADD CARRIER CHAMF ECN #UDT1998-0280 05/20/98 LMCGRATH	D	REVISE PER ECR #U80110 2/3/88 MJM	<table border="1"> <thead> <tr> <th>3 PLACE</th> <th>INCH</th> <th>METRIC</th> </tr> </thead> <tbody> <tr> <td>± .010</td> <td>---</td> <td>---</td> </tr> <tr> <td>± .014</td> <td>± 0.25</td> <td>---</td> </tr> <tr> <td>---</td> <td>± 0.35</td> <td>---</td> </tr> </tbody> </table>		3 PLACE	INCH	METRIC	± .010	---	---	± .014	± 0.25	---	---	± 0.35	---	<table border="1"> <tr> <td colspan="2">MOLEX INCORPORATED</td> <td>SHEET NO.</td> <td>DATE</td> </tr> <tr> <td colspan="2">LITSE, ILL.</td> <td>60532</td> <td>10/09/84</td> </tr> <tr> <td colspan="2">PART NO.</td> <td>DRWG. NO.</td> <td></td> </tr> <tr> <td colspan="2">SEE CHART</td> <td>SDA-70400-0351-0374</td> <td></td> </tr> <tr> <td>FILE NAME</td> <td colspan="2">THIS DRAWING CONTAINS INFORMATION THAT IS PROPRIETARY TO MOLEX INC. AND SHOULD NOT BE USED WITHOUT WRITTEN PERMISSION.</td> <td>SIZE</td> </tr> <tr> <td>570400AX3</td> <td colspan="2"></td> <td>DA C</td> </tr> </table>		MOLEX INCORPORATED		SHEET NO.	DATE	LITSE, ILL.		60532	10/09/84	PART NO.		DRWG. NO.		SEE CHART		SDA-70400-0351-0374		FILE NAME	THIS DRAWING CONTAINS INFORMATION THAT IS PROPRIETARY TO MOLEX INC. AND SHOULD NOT BE USED WITHOUT WRITTEN PERMISSION.		SIZE	570400AX3			DA C
3 PLACE	INCH	METRIC																																									
± .010	---	---																																									
± .014	± 0.25	---																																									
---	± 0.35	---																																									
MOLEX INCORPORATED		SHEET NO.	DATE																																								
LITSE, ILL.		60532	10/09/84																																								
PART NO.		DRWG. NO.																																									
SEE CHART		SDA-70400-0351-0374																																									
FILE NAME	THIS DRAWING CONTAINS INFORMATION THAT IS PROPRIETARY TO MOLEX INC. AND SHOULD NOT BE USED WITHOUT WRITTEN PERMISSION.		SIZE																																								
570400AX3			DA C																																								
F	164 PLATING WAS 102 PER ECR # U30941 07/06/93 REED	C	REDRAWN ON CAD ECR# 8842 5/7/86 W.Z.	DRAWING WHERE APPLICABLE MUST REMAIN WITHIN DIMENSIONS																																							
LTR.	REVISIONS	LTR.	REVISIONS	DRWG. BY	CHK'D. BY	SCALE																																					
				WAZ	WAZ	4 : 1																																					