

**PLEASE CHECK WWW.MOLEX.COM FOR LATEST PART INFORMATION**

**Part Number:** [0887419010](#)  
**Status:** **Active**  
**Overview:** [microcross\\_dvi](#)  
**Description:** MicroCross™ DVI Digital Visual Interface, Shielded I/O Cable Assembly: DVI-Digital/  
 Analog-to-DVI-Digital/Analog, Single Link TMDS, Black, 3.0m (9.84' ) Length

**Documents:**

[Drawing \(PDF\)](#) [RoHS Certificate of Compliance \(PDF\)](#)

**General**

Product Family	Cable Assemblies
Series	<a href="#">88744</a>
Comments	Single Link TMDS
Connector to Connector	DVI-Digital/Analog-to-DVI-Digi
Overview	<a href="#">microcross_dvi</a>
Product Name	MicroCross™DVI

**Physical**

Cable Length	3.0m (9.84' )
Circuits (Loaded)	29
Color - Resin	Black
Gender	Plug/Plug
Lock to Mating Part	None
Material - Metal	Brass
Material - Plating Mating	Gold
Material - Plating Termination	Tin
Material - Resin	Polyester
Packaging Type	Bag
Pitch - Mating Interface (in)	0.075 In, 0.100 In
Pitch - Mating Interface (mm)	1.90 mm, 2.54 mm
Plating min: Mating (µin)	10, 2
Plating min: Mating (µm)	0.05, 0.25
Plating min: Termination (µin)	150
Plating min: Termination (µm)	3.75
Single Ended	No
Termination Interface: Style	Solder or Weld
Wire Insulation Diameter	N/A
Wire Size AWG	N/A
Wire/Cable Type	N/A

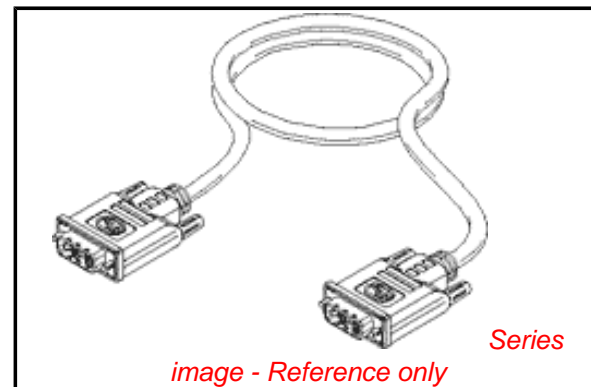
**Electrical**

Current - Maximum per Contact	3A
Shielded	Yes
Voltage - Maximum	40V AC (RMS)

**Material Info**

**Reference - Drawing Numbers**

Sales Drawing	SD-88741-011
---------------	--------------



**EU RoHS**

**ELV and RoHS  
Compliant  
REACH SVHC  
Not Reviewed  
Halogen-Free  
Status  
Not Reviewed**

**China RoHS**



**Need more information on product  
environmental compliance?**

Email [productcompliance@molex.com](mailto:productcompliance@molex.com)  
 For a multiple part number RoHS Certificate of  
 Compliance, [click here](#)

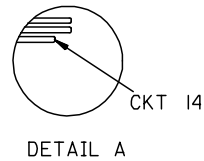
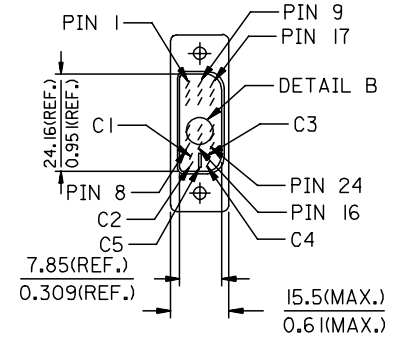
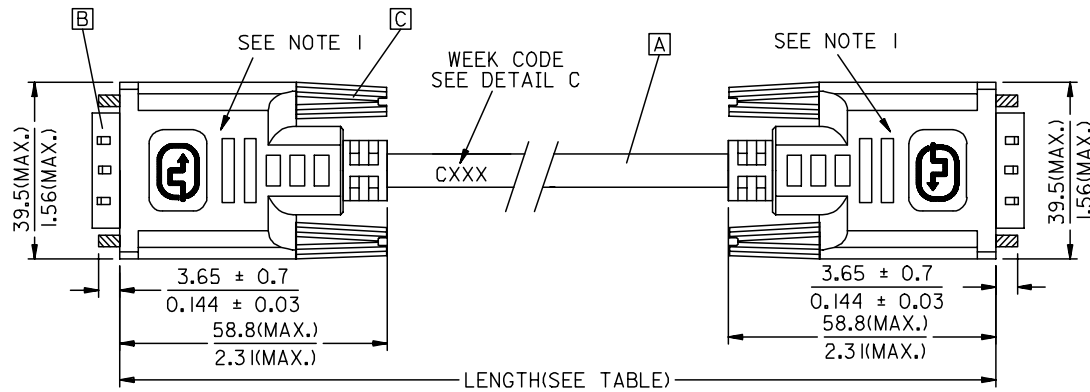
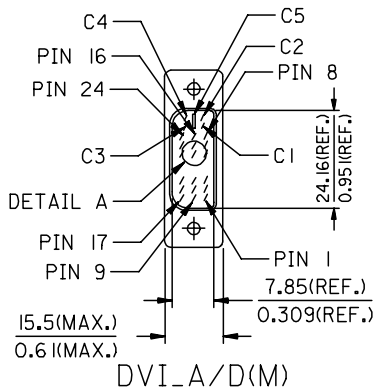
Please visit the [Contact Us](#) section for any  
 non-product compliance questions.

**Search Parts in this Series**

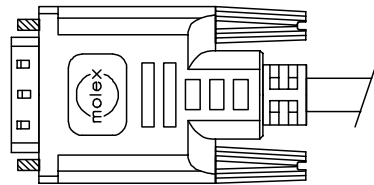
[88744Series](#)

**Mates With**

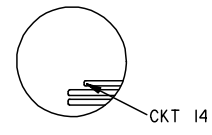
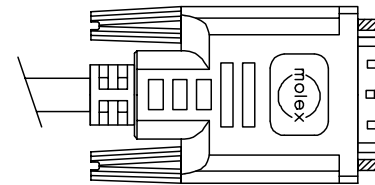
[74320](#) MicroCross™ DVI-I Digital/Analog  
 Visual Interface, PCB Receptacle



DETAIL A



BACK SIDE



DETAIL B

CXXX  
 WEEK NO. FOR YEAR.  
 YEAR NO.  
 "C" FOR MOLEX CHINA  
 DETAIL C

88741-9021	DVI-I-DVI-I A/D CABLE 5M IVORY	5000 ± 150 196.9 ± 5.9	IVORY	887808325
88741-9011	DVI-I-DVI-I A/D CABLE 3M IVORY	3000 ± 80 118.1 ± 3.1	IVORY	887808325
88741-9001	DVI-I-DVI-I A/D CABLE 2M IVORY	2000 ± 60 78.7 ± 2.4	IVORY	887808325
88741-9020	DVI-I-DVI-I A/D CABLE 5M BLK	5000 ± 150 196.9 ± 5.9	BLACK	887808326
88741-9010	DVI-I-DVI-I A/D CABLE 3M BLK	3000 ± 80 118.1 ± 3.1	BLACK	887808326
88741-9000	DVI-I-DVI-I A/D CABLE 2M BLK	2000 ± 60 78.7 ± 2.4	BLACK	887808326
MX P/N	DESCRIPTION	LENGTH	CABLE COLOR	CABLE P/N

ENTER DESCRIPTION EC NO: DG2006-0186 DRWN:PDAI CHKD: APPR:TKAN	QUALITY SYMBOLS ▽=0 ◻=0	GENERAL TOLERANCES (UNLESS SPECIFIED)		DIMENSION STYLE MM/IN		SCALE ---	DESIGN UNITS METRIC	THIRD ANGLE PROJECTION		
			mm	INCH	DRAWN BY PDAI	DATE 2006/03/07	TITLE DVI-I - DVI-I A/D CABLE			
		4 PLACES	± ---	± ---	CHECKED BY ZXDENG	DATE 2006/03/07	MOLEX INCORPORATED			
		3 PLACES	± ---	± ---	APPROVED BY BORON	DATE 2006/03/07				
2 PLACES	± ---	± ---	DRAFT WHERE APPLICABLE MUST REMAIN WITHIN DIMENSIONS		MATERIAL NO. SEE TABLE	DOCUMENT NO. SD-88741-011	SHEET NO. 1 OF 2			
1 PLACE	± ---	± ---			SIZE A 4	THIS DRAWING CONTAINS INFORMATION THAT IS PROPRIETARY TO MOLEX INCORPORATED AND SHOULD NOT BE USED WITHOUT WRITTEN PERMISSION				

NOTE:1. OVERMOLD SPECIFICATION

- 1.1 DVI BOOT MOLDED WITH SNOW WHITE PVC RESIN P/N IS 887800076.
- 1.2 UL94V-0, COLOR: MAD432
- 1.3 HARDNESS (DUROMETER): SHORE A 90-95
- 2. MECHANICAL SPECIFICATION
- 2.1 CABLE SHOULD STAND THE PULL FORCE 89-11IN FOR 30 SECONDS WITH NO VISIBLE TERMINATION DAMAGE.
- 2.2 CABLE SHOULD PASS THE FLEX TEST IN 100 CYCLES AT EACH OF PLANES, PER EIA 364-41, CONDITION 1.
- 3. CABLE ELECTRICAL SPECIFICATION
- 3.1 DIELECTRIC STRENGTH: 300VDC FOR 10mS.
- 3.2 SIGNAL LINE INSULATION RESISTANCE: 20 MEGA Ohms
- 3.3 COAXIAL LINES CHARACTERISTIC IMPEDANCE: 75±7.5 Ohms @TDR.
- 3.4 DIFFERENTIAL LINES CHARACTERISTIC IMPEDANCE: 100±7 Ohms @TDR.
- 4. DVI CONNECTOR SPECIFICATION
- 4.1 REFER TO PRODUCT SPEC. PS-74320-001.
- 4.2 CONTACT PLATING: AU FLASH.
- 5. SHORTCIRCUIT AMONG DRAIN WIRES SIGNAL GROUND IS ACCEPTABLE.
- 6. THIS PRODUCT MUST MEET MX RoHS COMPLIANCE.

7. CONNECTION DIAGRAM

SHIELD	SHIEDL	OUTER SHIELD
C5	C5	ANALOG GROUND
C4	C4	HORIZONTAL SYNC.
C3	C3	ANALOG BLUE
C2	C2	ANALOG GREEN
C1	C1	ANALOG RED
PIN 24	PIN 24	TMDS CLOCK-
PIN 23	PIN 23	TMDS CLOCK+
PIN 22	PIN 22	TMDS CLOCK SHIELD
PIN 19	PIN 19	TMDS DATA 0
PIN 18	PIN 18	TMDS DATA 0+
PIN 17	PIN 17	TMDS DATA 0-
PIN 16	PIN 16	HOT PLUG DETECT
PIN 15	PIN 15	GROUND(+5V & HV SYNC.)
PIN 14	PIN 14	POWER +5V
PIN 11	PIN 11	TMDS DATA 1
PIN 10	PIN 10	TMDS DATA 1+
PIN 9	PIN 9	TMDS DATA 1-
PIN 8	PIN 8	VERTICAL SYNC.
PIN 7	PIN 7	DDC DATA
PIN 6	PIN 6	DDC CLOCK
PIN 3	PIN 3	TMDS DATA 2
PIN 2	PIN 2	TMDS DATA 2+
PIN 1	PIN 1	TMDS DATA 2-
DVI_A/D	DVI_A/D	CABLE FUNCTION

8. MATERIAL LIST

ITEM	DESCRIPTION
C	DVI THUMB SCREW 887806129
B	DVI_I G/F CONNECTOR 743230031
A	DVI ANALOG DIGITAL CABLE (SEE TABLE)

ENTER DESCRIPTION EC NO: DG2006-0186 DRWN:PDAI CHKD: APPR:TKAN	2006/03/09 2006/03/09 2006/03/10	QUALITY SYMBOLS 	GENERAL TOLERANCES (UNLESS SPECIFIED)		DIMENSION STYLE MM/IN		SCALE ---	DESIGN UNITS METRIC	THIRD ANGLE PROJECTION	
				mm      INCH	DRAWN BY PDAI	DATE 2006/03/07	TITLE DVI-I - DVI-I A/D CABLE			
				4 PLACES ± --- ± --- 3 PLACES ± --- ± --- 2 PLACES ± --- ± --- 1 PLACE ± --- ± ---	CHECKED BY ZXDENG	DATE 2006/03/07	MOLEX INCORPORATED			
				ANGULAR ±1/2°	APPROVED BY BORON	DATE 2006/03/07	MATERIAL NO. SEE TABLE	DOCUMENT NO. SD-88741-011	SHEET NO. 2 OF 2	
DRAFT WHERE APPLICABLE MUST REMAIN WITHIN DIMENSIONS			THIS DRAWING CONTAINS INFORMATION THAT IS PROPRIETARY TO MOLEX INCORPORATED AND SHOULD NOT BE USED WITHOUT WRITTEN PERMISSION							