

PLEASE CHECK WWW.MOLEX.COM FOR LATEST PART INFORMATION

Part Number: **0510670200**
Status: **Active**
Description: 3.50mm (.138") Pitch Wire-to-Wire and Wire-to-Board Housing, Positive Lock, 2 Circuits

Documents:

| | |
|--|--|
| 3D Model | Product Specification PS-51067-016 (PDF) |
| Drawing (PDF) | Product Specification PS-51067-017 (PDF) |
| Product Specification PS-51067-002 (PDF) | Product Specification PS-51067-018 (PDF) |
| Product Specification PS-51067-003 (PDF) | Product Specification PS-51067-019 (PDF) |
| Product Specification PS-51067-004 (PDF) | Product Specification PS-51067-020 (PDF) |
| Product Specification PS-51067-005 (PDF) | Product Specification PS-51067-021 (PDF) |
| Product Specification PS-51067-006 (PDF) | Product Specification PS-51067-022 (PDF) |
| Product Specification PS-51067-007 (PDF) | Product Specification PS-51067-023 (PDF) |
| Product Specification PS-51067-008 (PDF) | RoHS Certificate of Compliance (PDF) |

Agency Certification

| | |
|-----|---------|
| CSA | LR19980 |
| UL | E29179 |

General

| | |
|----------------|-----------------------|
| Product Family | Crimp Housings |
| Series | 51067 |
| Product Name | N/A |

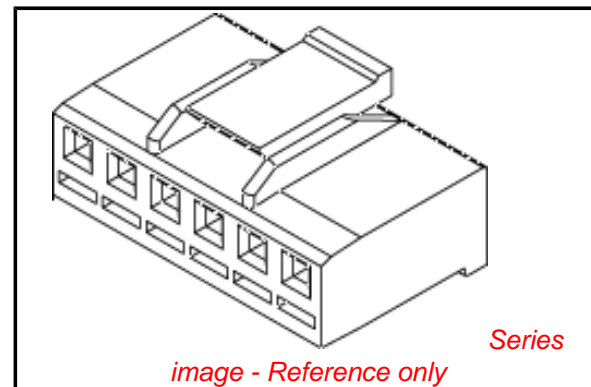
Physical

| | |
|-------------------------------|-----------------|
| Circuits (maximum) | 2 |
| Color - Resin | Natural |
| Flammability | 94V-0 |
| Gender | Female |
| Glow-Wire Compliant | No |
| Material - Resin | Polyester |
| Number of Rows | 1 |
| Packaging Type | Bag |
| Panel Mount | No |
| Pitch - Mating Interface (in) | 0.138 In |
| Pitch - Mating Interface (mm) | 3.50 mm |
| Stackable | No |
| Temperature Range - Operating | -40°C to +105°C |

Material Info

Reference - Drawing Numbers

| | |
|-------------------------|--|
| Packaging Specification | SPK-51067-001 |
| Product Specification | PS-51067-002, PS-51067-003, PS-51067-004, PS-51067-005, PS-51067-006, PS-51067-007, PS-51067-008, PS-51067-016, PS-51067-017, PS-51067-018, PS-51067-019, PS-51067-020, PS-51067-021, PS-51067-022, PS-51067-023, RPS-51067-001, RPS-51067-002, RPS-51067-003, RPS-51067-006, RPS-51067-007, RPS-51067-008, RPS-51067-015, RPS-51067-020, RPS-51067-021, RPS-51067-022, RPS-51067-023, RPS-51067-024, RPS-51067-025, RPS-51067-027, RPS-51067-028, RPS-51067-029, RPS-51067-030, RPS-51067-032, RPS-51067-033, RPS-51067-034, RPS-51067-035, |



EU RoHS

ELV and RoHS Compliant
REACH SVHC Contains SVHC: No
Halogen-Free Status

China RoHS



Not Halogen-Free

Need more information on product environmental compliance?

Email productcompliance@molex.com
 For a multiple part number RoHS Certificate of Compliance, [click here](#)

Please visit the [Contact Us](#) section for any non-product compliance questions.

Search Parts in this Series

[51067Series](#)

Mates With

[51114](#) , [53258](#) , [53259](#) , [53265](#) , [53266](#)

Use With

[50217](#) Crimp Terminals

Sales Drawing

RPS-51067-036, RPS-51067-037, RPS-51067-039,
RPS-51067-040, RPS-51067-041
SD-51067-**-00

This document was generated on 06/07/2010

PLEASE CHECK WWW.MOLEX.COM FOR LATEST PART INFORMATION

E

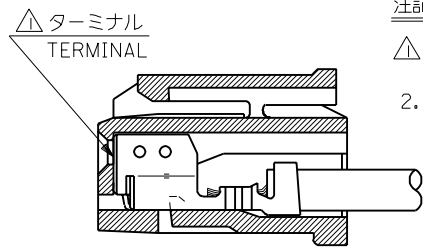
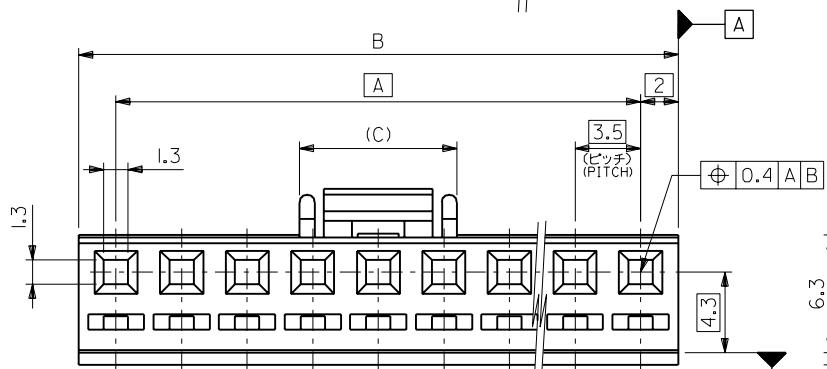
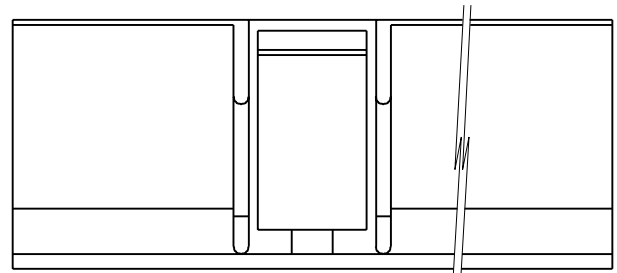
D

C

B

A

MM DIMENSIONS IN METRIC DO NOT SCALE DRAWING



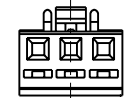
ターミナル装着状態図
TERMINAL ASSEMBLY DRAWING

注記 NOTES

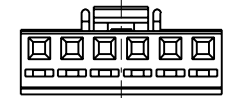
- △ 適合ターミナル: 50217-****
APPLICABLE TERMINAL : 50217-****
- 2. 嵌合相手: 53258,53265,53259,53266 シリーズ
MATE WITH : 53258,53265,53259,53266 SERIES



2極に適用
APPLY FOR 2 CKTS.

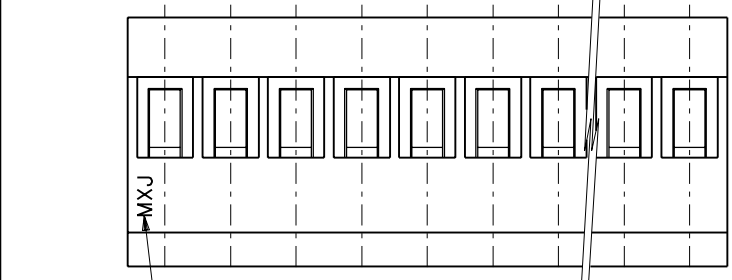


3極に適用
APPLY FOR 3 CKTS.



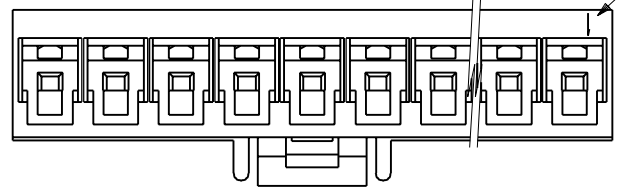
4極以上の偶数極に適用
APPLY FOR EVEN OF 4 CKTS. OVER

| | | | | | |
|-----|------|------|------------|------------|---|
| 8.4 | 53.0 | 49.0 | 51067-1500 | 15 | |
| | 49.5 | 45.5 | -1400 | 14 | |
| | 46.0 | 42.0 | -1300 | 13 | |
| | 42.5 | 38.5 | -1200 | 12 | |
| | 39.0 | 35.0 | -1100 | 11 | |
| | 35.5 | 31.5 | -1000 | 10 | |
| | 32.0 | 28.0 | -0900 | 9 | |
| | 28.5 | 24.5 | -0800 | 8 | |
| | 25.0 | 21.0 | -0700 | 7 | |
| | 21.5 | 17.5 | -0600 | 6 | |
| | 18.0 | 14.0 | -0500 | 5 | |
| | 8.4 | 14.5 | 10.5 | -0400 | 4 |
| | 5.8 | 11.0 | 7.0 | -0300 | 3 |
| | 5.8 | 7.5 | 3.5 | 51067-0200 | 2 |
| (C) | B | A | ENG. NO. | CKT. 極数 | |



トレードマーク
TRADE MARK

回路番号
CIRCUIT NO.



| 角度 ANGLE | ±3° | C | 変更 REVISION | 内容 CONTENT | 日付 DATE | DR. CHK. |
|-----------------|-------|---|---------------|------------|-----------|-------------|
| 30以上 OVER | +0.3 | B | 変更 REVISION | (J30484) | '93/5/18 | M.FUKUSHIMA |
| 10以上 30未満 UNDER | +0.25 | A | 変更 REVISION | (J00226) | '90-2-28 | K.ASAKAWA |
| 10未満 UNDER | +0.2 | O | 新規作成 PROPOSED | (J91079) | '89-12-19 | M.FUKUSHIMA |

| | |
|--------------------|-------------------|
| 材料 MATERIAL | PBT,UL94V-0 |
| 仕上げ FINISH | —# |
| 適用電線範囲 WIRE RANGE | —# |
| 被覆外径 INS. RANGE | —# |
| DRAWN BY '89-12-19 | CHK'D BY '94/8/18 |
| K.ASAKAWA | H.HIRAMOTO |
| APP'D BY '94/8/18 | 尺度 SCALE |
| M.FUKUSHIMA | —# |

| | |
|---|-----|
| MOLEX-JAPAN CO.,LTD. 日本モレックス株式会社 | |
| REVISE ONLY ON CAD SYSTEM | |
| TITLE 名称 3.5 WIRE TO BOARD CONN. RECEPTACLE HOUSING | |
| DWG. NO. | REV |
| SD-51067-**-00 | C |