

Other

Pin Header : 2.5mm pitch

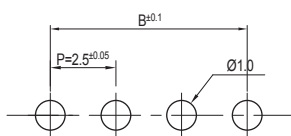
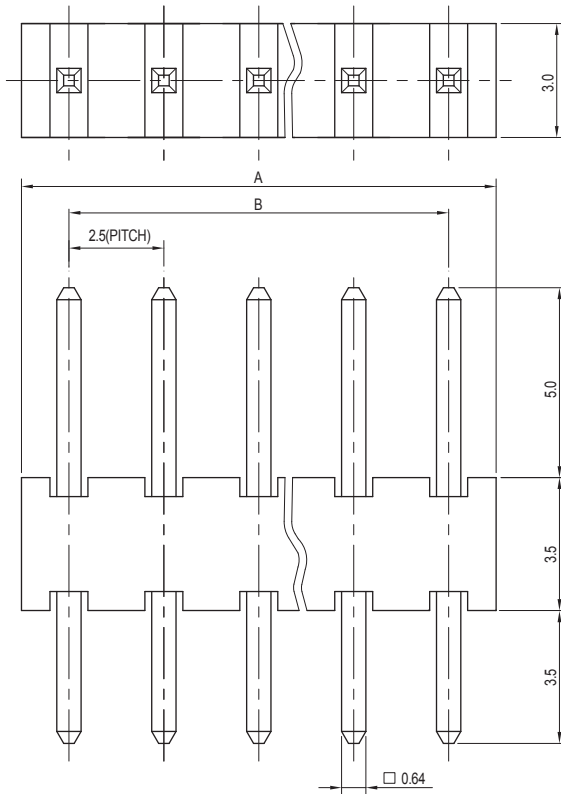
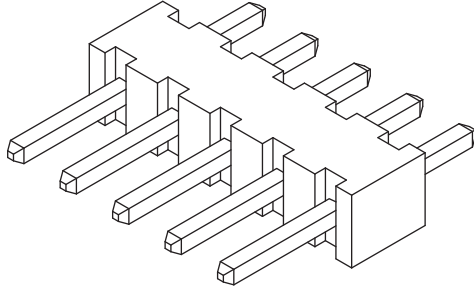


**Board-to-Board
Wafer**

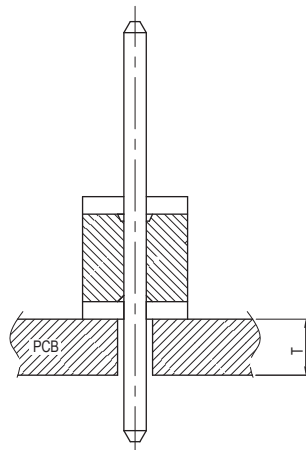
YFW025A Series

DIP

Straight



PCB LAYOUT



PCB ASS'Y

Material

I/NO	DESCRIPTION	TITLE	MATERIAL
1	BODY	YFW025A	PA66, UL94 V-O
2	PIN		Brass & Tin-Plated

Available Pin

PARTS NO.	DIM. A	DIM. B
YFW025A-02	5.0	2.5
YFW025A-03	7.5	5.0
YFW025A-04	10.0	7.5
YFW025A-05	12.5	10.0
YFW025A-06	15.0	12.5
YFW025A-07	17.5	15.0
YFW025A-08	20.0	17.5
YFW025A-09	22.5	20.0
YFW025A-10	25.0	22.5
YFW025A-11	27.5	25.0
YFW025A-12	30.0	27.5
YFW025A-13	32.5	30.0
YFW025A-14	35.0	32.5
YFW025A-15	37.5	35.0
YFW025A-16	40.0	37.5
YFW025A-17	42.5	40.0
YFW025A-18	45.0	42.5
YFW025A-19	47.5	45.0
YFW025A-20	50.0	47.5

Specification

ITEM	SPEC
Voltage Rating	AC/DC 250V
Current Rating	AC/DC 2A
Operating Temperature	-25°C~+85°C
Contact Resistance	-
Withstanding Voltage	AC500V/1min
Insulation Resistance	1000MΩ MIN
Applicable Wire	-
Applicable P.C.B	1.2~1.6mm
Applicable FPC/FFC	-
Solder Height	-
Crimp Tensile Strength	-
UL FILE NO	-