

Features

Regulated Converters

- 3W DIP Package Isolated Dual Outputs Vout1 / Vout2
- Input / Output 2KVDC Isolation min.
- UL94V-0 Package Material
- Continuous Short Circuit Protection Auto-Restarting (V1)
- Wide Input 2:1
- Internal SMD design
- 100% Burned In

ECONOLINE

DC/DC-Converter


REC3-DRWI/A Series

3 Watt

DIP24

Isolated

Dual Output



EN-60950-1 Certified
EN-60601-1 Certified
UL-60950-1 Certified

RECOM

Selection Guide

Part Number	Input Voltage (VDC)	Output Voltage Vout1(VDC)	Output Current at Vout1(mA)	Output Voltage Vout2(VDC)	Output Current at Vout2(mA)
REC3-050505DRWI/A	4.5-9	5	300*	5	300
REC3-050509DRWI/A	4.5-9	5	300*	9	167
REC3-050512DRWI/A	4.5-9	5	300*	12	125
REC3-050515DRWI/A	4.5-9	5	300*	15	100
REC3-120505DRWI/A	9-18	5	300*	5	300
REC3-120509DRWI/A	9-18	5	300*	9	167
REC3-120512DRWI/A	9-18	5	300*	12	125
REC3-120515DRWI/A	9-18	5	300*	15	100
REC3-240505DRWI/A	18-36	5	300*	5	300
REC3-240509DRWI/A	18-36	5	300*	9	167
REC3-240512DRWI/A	18-36	5	300*	12	125
REC3-240515DRWI/A	18-36	5	300*	15	100
REC3-480505DRWI/A	36-72	5	300*	5	300
REC3-480509DRWI/A	36-72	5	300*	9	167
REC3-480512DRWI/A	36-72	5	300*	12	125
REC3-480515DRWI/A	36-72	5	300*	15	100

* V1 min. load 100mA to supply V2 well

* add suffix "M" for Metal Case, e.g. REC3-240505DRWI/AM

For alternative custom output voltage and power combinations, please contact Recom Technical Support

Specifications (Core Operating Area)

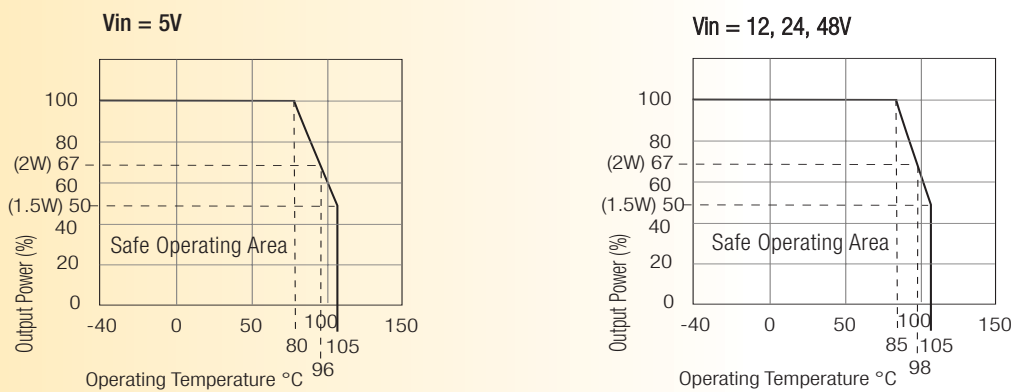
Input Voltage Range	2:1	
Output Voltage Accuracy	±2% max.	
Line Voltage Regulation	±0.4% max.	
Load Voltage Regulation (10% to 100% full load)	±0.6% max.	
Output Ripple and Noise (at 20MHz BW)	50mVp-p max.	
Operating Frequency	100kHz typ.	
No Load Power Consumption	300mW max.	
Isolation Voltage	Input / Output (tested for 1 second)	2000VDC min.
	Vout1 / Vout2 (tested for 1 second)	500VDC min.
Rated Working Voltage	(long term isolation)	see Application Notes
Isolation Capacitance	40pF typ.	
Isolation Resistance	1 GΩ min.	
Short Circuit Protection (V1)	Continuous	
Operating Temperature Range	Vin=5V	-40°C to +80°C (see Graph)
(free air convection)	Vin=12, 24, 48V	-40°C to +85°C (see Graph)
Storage Temperature Range	-55°C to +125°C	

continued on next page

Specifications (Core Operating Area)

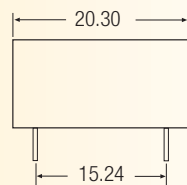
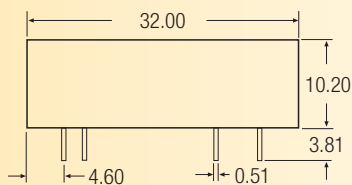
Relative Humidity	95% RH		
Case Material	Non-Conductive Plastic		
Thermal Impedance	Natural convection	20°C/W for metal case	
Package Weight	13g		
MTBF (+25°C)	<i>Detailed Information see</i>	using MIL-HDBK 217F	877 x 10 ³ hours
(+80°C)	<i>Application Notes chapter "MTBF"</i>	using MIL-HDBK 217F	138 x 10 ³ hours

Derating-Graph (Ambient Temperature)



Package Style and Pinning (mm) Wide Input 2:1

24 PIN DIP Package



Pin Connections

Pin #	Dual
2	-Vin
3	-Vin
9	+Vout 2
11	-Vout 2
14	+Vout 1
16	-Vout 1
22	+Vin
23	+Vin

NC = No Connection
XX.X ± 0.5 mm
XX.XX ± 0.25 mm

Recommended Footprint Details

