



O/E/N 77 MINIATURE CRADLE RELAY

- Twin Contact
- Compact High Performance
- Direct PCB type
- Dust Protected

SPECIFICATIONS

Contact Arrangement	:2 Form C, 4 Form C (Bifurcated)
Contact Material	:Gold - Silver Alloy
Contact Rating	
Rated Voltage	:230 V AC/24 VDC
Maximum Voltage	:230 V AC/100 V DC
Maximum Continuous Current	:1A @ 24VDC 0.15 A@230VAC
Maximum Power Rating	
AC Voltage	:30VA
Operating Power	:2 Pole : 0.26W :4 Pole : 0.60W
Life Expectancy	
Mechanical	:10 ⁷ operations
Electrical	:10 ⁶ operations at 50mA @ 50VDC :5 x 10 ⁵ operations at 1A @ 30VDC
Contact Resistance (Initial)	:50 milli Ohms
Dielectric Strength	
Between Coil and Contacts	:1000 VRMS
Between Open Contacts	:500 VRMS
Insulation Resistance	:1000 Meg. Ohms at 500VDC, 25 ⁰ C. RH50
Operate time at Nominal Voltage	:15 milli sec. (Typ)
Release time at Nominal Voltage	:15 milli sec. (Typ)
Ambient Temperature	:-25 ⁰ C to +75 ⁰ C
Weight	:30 gms (approx) For 2 Pole 35 gms (approx) For 4 Pole

Typical applications

Telecommunication Equipments, Exchanges, Industrial appliances

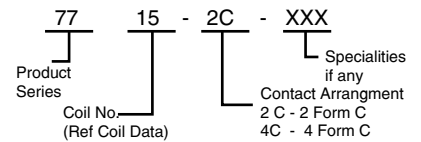
Part No. of CIT ALCATEL	Equivalent O/E/N Part No
1) 24A 12C 15F/X (2 pole)	77 - 15 - 2C - IT - 1
2) 25A 14 C 13F/X (4pole)	77 - 13 - 4C - IT - 2

All dimensions are in mm. Specifications subject to change without notice. Tolerance unless otherwise specified is ± 10%

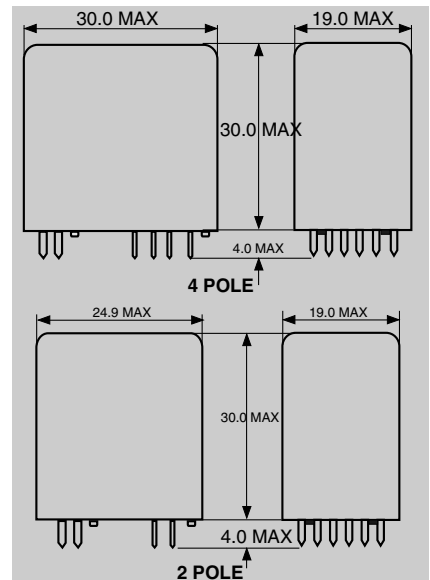
COIL DATA

Coil Number	Coil Resistance Ohms ± 10%	Max. Volts at 20 ⁰ VDC	Minimum Voltage at 20 ⁰ VDC	
			2 C/o	4 C/o
01	1.3	1.5	0.57	0.85
02	3	2.3	0.88	1.32
03	4.5	2.8	1.04	1.58
04	5.0	3.0	1.08	1.62
05	8.2	3.8	1.42	2.18
06	14	5.0	1.88	2.82
07	15	5.2	1.94	2.9
08	28	7.1	2.7	4.0
09	52	9.7	3.6	5.4
10	58	10.2	3.9	5.8
11	90	12.7	4.8	7.3
12	110	14.1	5.3	8.0
13	150	16.4	6.3	9.4
14	185	18.2	7.4	11.1
15	220	19.9	7.6	11.5
16	280	22.4	8.9	13.4
17	325	24.2	9.2	13.8
18	430	27.8	10.5	15.8
19	530	30.9	12.1	18.1
20	700	35.5	14.7	22.0
21	890	40.0	16.1	24.0
22	1250	47.4	19.0	29.0
23	1700	55.3	21.0	32.0
24	2500	65.2	28.2	42.0
25	3300	74.9	30.0	45.0
26	5800	99.3	44.0	67.0
27	7600	113.7	50.0	75.0
28	15000	159.7	82.0	124.0
29	20900	188.0	87.0	131.0

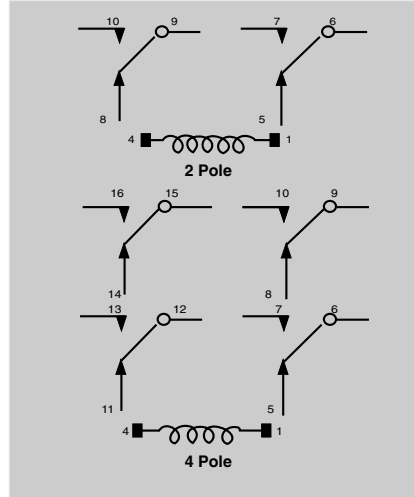
HOW TO ORDER



DIMENSIONS



CIRCUIT DIAGRAMS



DRILLING PATTERN

