

SSR

120/240V 30A (RMS)

Non-Zero crossing Models

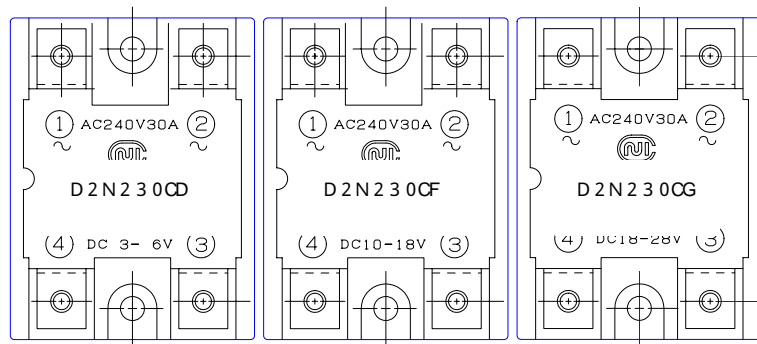
D2N130CD D2N230CD
D2N130CF D2N230CF
D2N130CG D2N230CG

Futures

- * Large capacity(30Arms) in spite of the standard package.
- * Low Noise Switching and Rush Current

Function

- * Single Pole, Single Throw Normally Open



Characteristics and Ratings

Parameter	Symbol	Characteristics / Ratings						Unit
		D2N130CD	D2N130CF	D2N130CG	D2N230CD	D2N230CF	D2N230CG	

Output

Rated Voltage	$V_{(RMS)}$	120			240			V
A.C. Line Voltage Range	$V_{(RMS)}$	60 to 140			60 to 280			V
Operating Frequency	f	47 to 63						HZ
Maximum Load Current	$I_{(RMS)}$	30						A
Non-repetitive One Cycle Surge Current	I_{TSM}	300						A
Minimum Operating Current	$I_{op(RMS)}$	120						mA
Maximum off-state Leakage Current	$I_{leak(RMS)}$	2.0 (@120Vrms)			4.0 (240Vrms)			mA
Maximum on-sate Voltage Drop	$V_{T(RMS)}$	1.6						V
Response Time	$T_{(tps)}$	1/2 Cycle + 1mS						-

Input

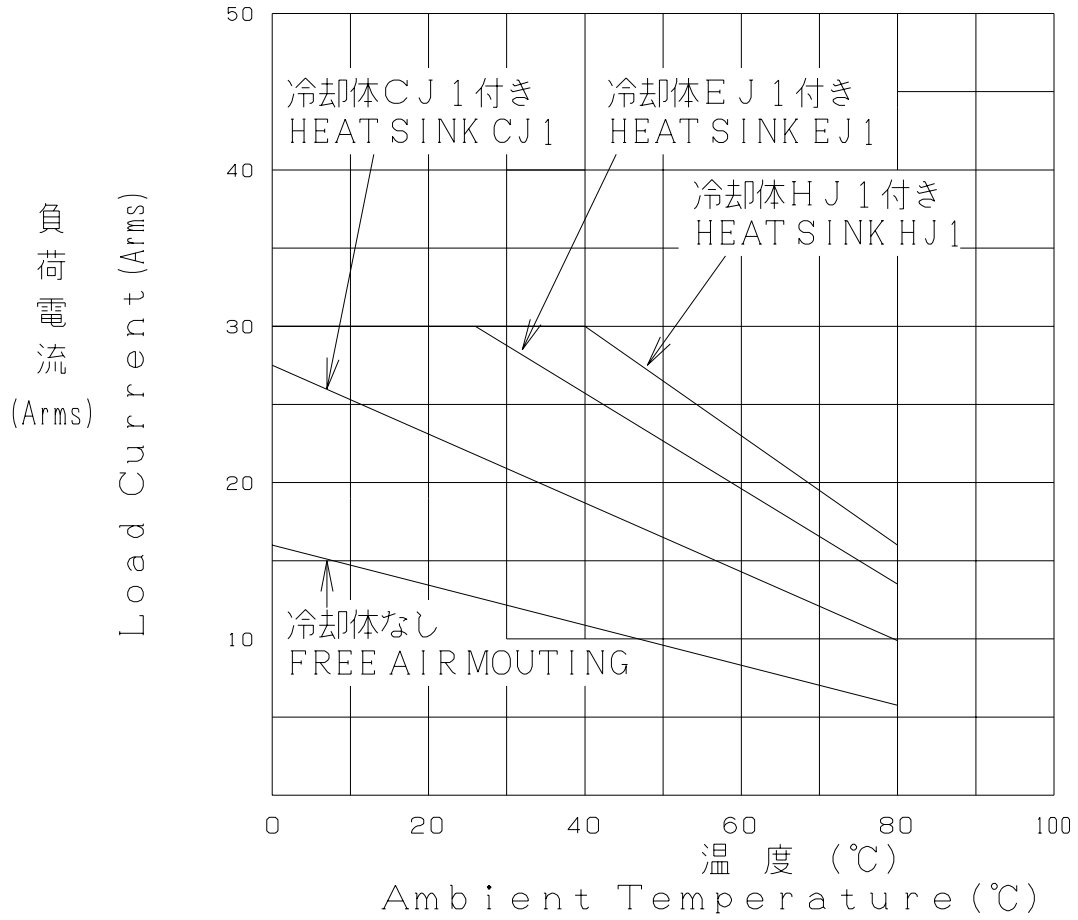
Control Signal Voltage Range	$I_{N(DC)}$	3 to 6	10 to 18	18 to 28	3 to 6	10 to 18	18 to 28	V
Input Impedance	$R_{(IN)}$	260	860	1360	260	860	1360	ohm
Pick-up Voltage	PUV	3.0	10.0	18.0	3.0	10.0	18.0	V
Drop-out Voltage	DOV	1.0						V

Input/Output

AC Isolation Voltage (Between Input , Output Terminals and Base)	$V_{iso(RMS)}$	1500						V
Capacitance (Between input and output)	$C_{(io)}$	100						pF
Operating Temperature Range	T_{op}	-20 to +80						°C
Storage Temperature Range	T_{stg}	-25 to +85						°C

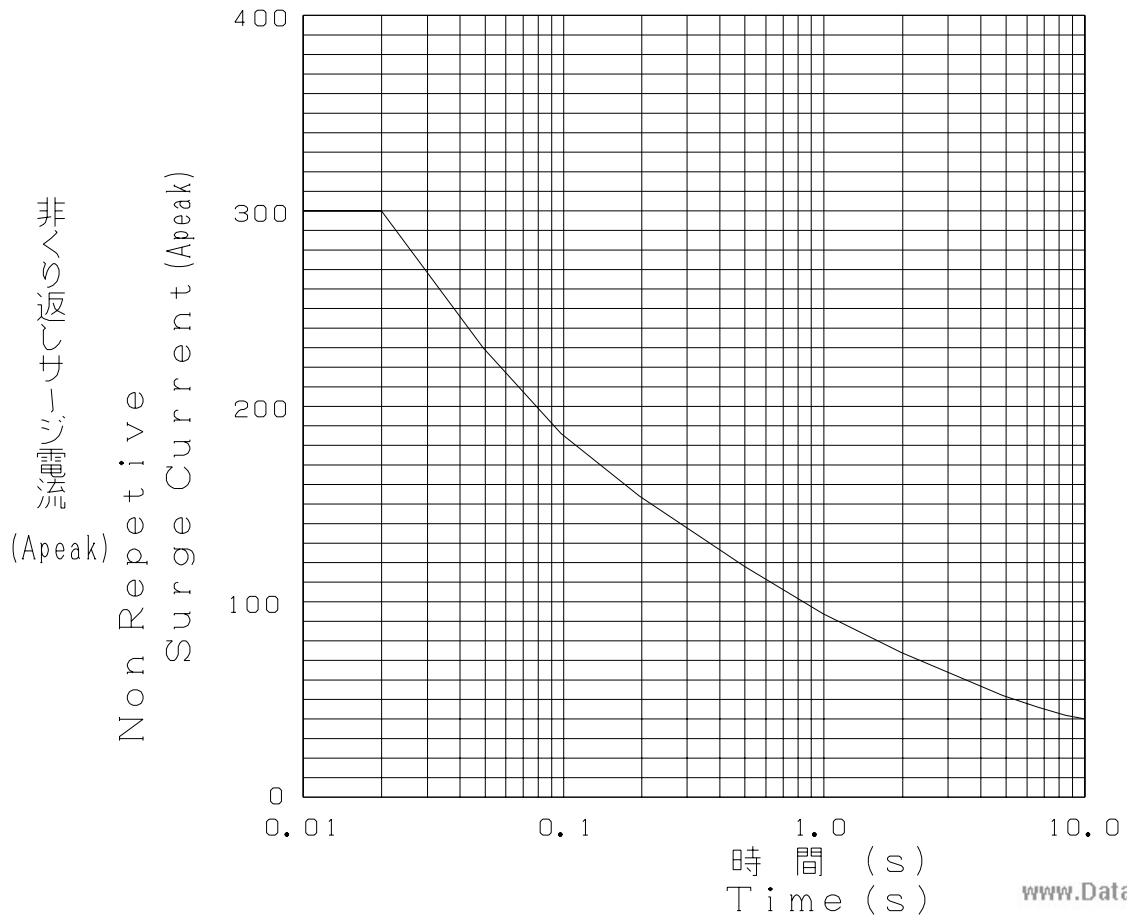
負荷低減曲線

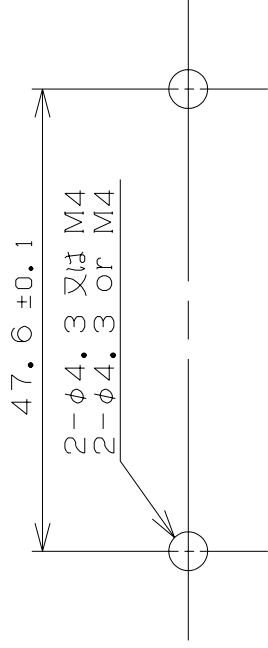
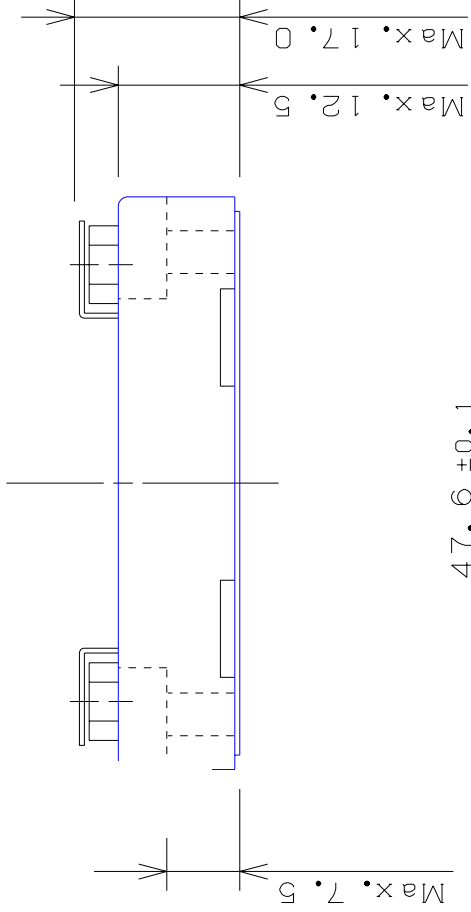
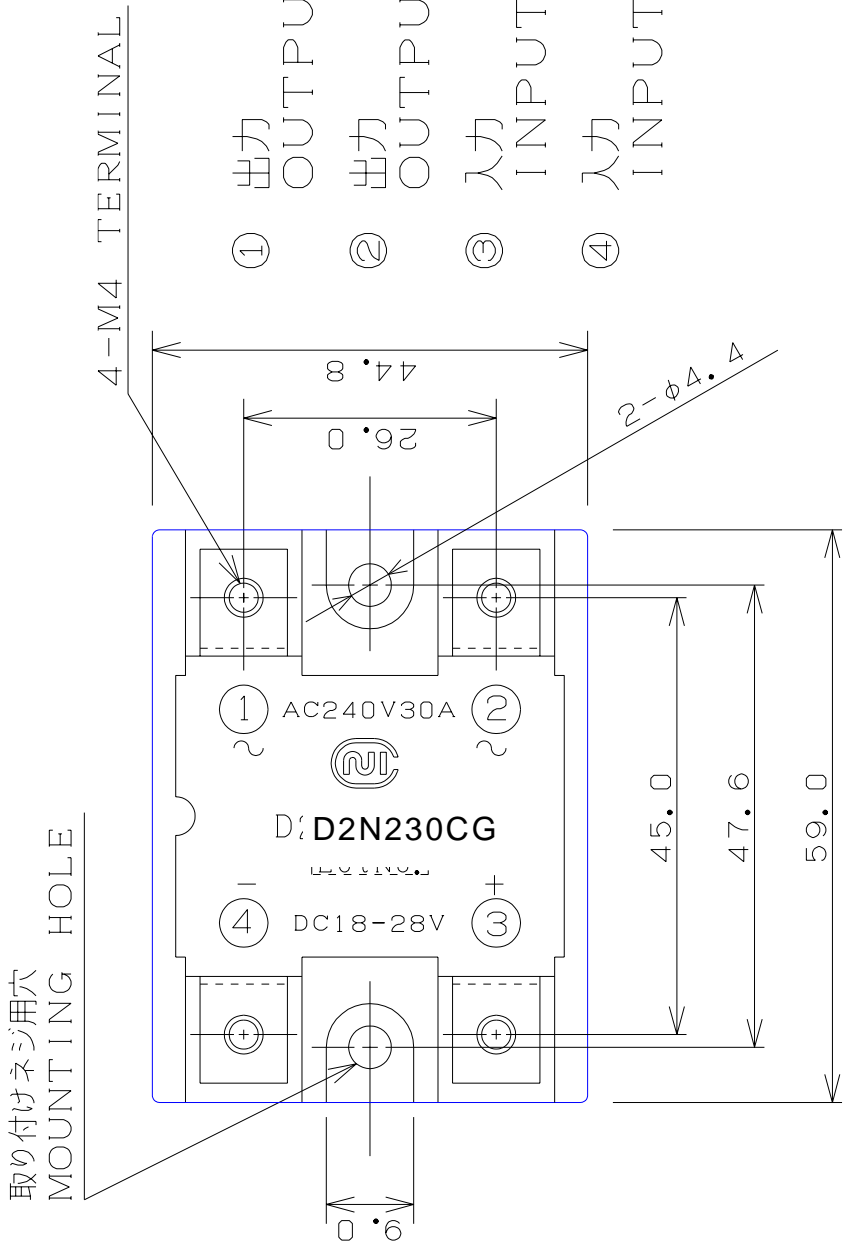
Use of Thermal Curves



サージ電流耐量曲線

Surge Current vs Duration





取付け穴加工図
MOUNTING DIMENSION

電極端子ネジ M4×8 4 pcs / 1袋 添付
Attached TERMINAL SCREW M4×8; 4 pcs / 1 PACKAGE
指定なき寸法公差は、±0.5とする
TOLERANCES (UNLESS, OTHERWISE NOTE) : ±0.5