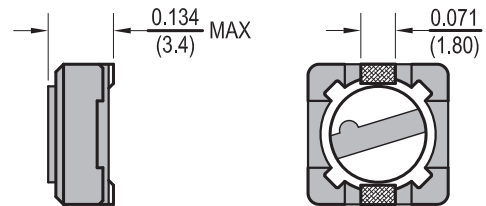
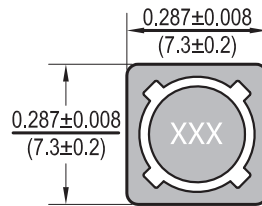





# Power Chip Shielded Inductors PCS73

Dimensions:  $\frac{\text{Inches}}{\text{(mm)}}$



Allied Part Number	Inductance (μh)	Tolerance (%)	Test Freq. KHZ, 1V	DCR (Ω) MAX	Rated Current (A)
PCS73-2R2M-RC	2.2	20	1	0.03	4.00
PCS73-3R3M-RC	3.3	20	1	0.04	3.70
PCS73-4R7M-RC	4.7	20	1	0.03	3.78
PCS73-6R8M-RC	6.8	20	1	.060	2.00
PCS73-100M-RC	10	20	1	.072	1.68
PCS73-120M-RC	12	20	1	.098	1.52
PCS73-150M-RC	15	20	1	0.13	1.33
PCS73-180M-RC	18	20	1	0.14	1.20
PCS73-220M-RC	22	20	1	0.19	1.07
PCS73-270M-RC	27	20	1	0.21	0.96
PCS73-330M-RC	33	20	1	0.24	0.91
PCS73-390M-RC	39	20	1	0.32	0.77
PCS73-470M-RC	47	20	1	0.36	0.76
PCS73-560M-RC	56	20	1	0.47	0.68
PCS73-680M-RC	68	20	1	0.52	0.61
PCS73-820M-RC	82	20	1	0.69	0.57
PCS73-101M-RC	100	20	1	0.79	0.50
PCS73-121M-RC	120	20	1	0.89	0.49
PCS73-151M-RC	150	20	1	1.27	0.43
PCS73-181M-RC	180	20	1	1.45	0.39
PCS73-221M-RC	220	20	1	1.65	0.35
PCS73-271M-RC	270	20	1	2.31	0.32
PCS73-331M-RC	330	20	1	2.62	0.28
PCS73-391M-RC	390	20	1	2.94	0.26
PCS73-471M-RC	470	20	1	4.18	0.24
PCS73-561M-RC	560	20	1	4.67	0.22
PCS73-681M-RC	680	20	1	5.73	0.19
PCS73-821M-RC	820	20	1	6.54	0.18
PCS73-102M-RC	1000	20	1	9.44	0.16

All specifications are subject to change without notice.

## Features

- Magnetically Shielded
- Low DC Resistance
- High Energy Storage
- Low Energy Loss
- Suitable for pick and place

## Electrical

**Inductance Range:** 2.2μh to 1000μh

**Tolerance:** 20% over entire range, also available in 10%

**Test Frequency:** 1KHz, 1V

**Operating Temp:** -40°C ~ 85°C

**IDC:** Inductance Drop 35% Typ. at rated IDC

## Resistance to Soldering Heat

Pre-Heat 150°C, 1 Min.

**Solder Composition:** SN/Ag3.0/Cu0.5

**Solder Temp:** 260°C ± 5°C

**Immersion time:** 10 sec. ± 1 sec.

## Test Equipment

**(L):** HP 4192A LF Impedance Analyzer

**(RDC):** Chen Hwa 502

**(IDC):** Chen Hwa 1061 + Chen Hwa 301A or HP4284A + HP42841A

## Physical

**Packaging:** 1600 pieces per 13 inch reel.

**Marking:** EIA Inductance Code