

Electrical / Environmental

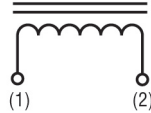
HM15



Encapsulated Low Power Inductors

- Insulation Resistance, Minimum 100 MΩ
- Operating Temperature Range -40°C to +105°C
- Temperature Rise, Maximum 40°C

Schematic (Figure 1 & 2)

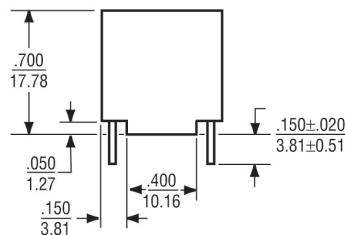


Specifications @ 25°C / Packaging

Part Number	Inductance Typical μH	Current @ 40°C Rise Amps DC Max.	DC Resistance Ω Max.	ETop V-μSec	Figure	Carton Box Quantity (Units)
HM15-10150LF	150	1.70	0.36	80	1	462
HM15-10220LF	220	1.50	0.38	90	1	462
HM15-10330LF	330	1.00	0.74	100	1	462
HM15-10470LF	470	0.90	1.18	120	1	462
HM15-10680LF	680	0.85	1.25	175	1	462
HM15-10820LF	820	0.75	2.30	175	1	462
HM15-11000LF	1,000	0.50	2.40	175	1	462
HM15-20150LF	150	1.70	0.36	80	2	810
HM15-20220LF	220	1.50	0.38	90	2	810
HM15-20330LF	330	1.00	0.74	100	2	810
HM15-20470LF	470	0.90	1.18	120	2	810
HM15-20680LF	680	0.85	1.25	175	2	810
HM15-20820LF	820	0.75	2.30	175	2	810
HM15-21000LF	1,000	0.50	2.40	175	2	810

Figure 1 (Inch / mm)

Side View



Bottom View

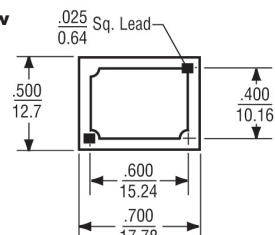
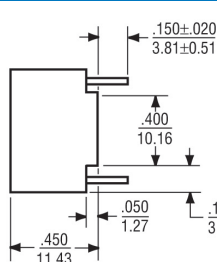


Figure 2 (Inch / mm)

Side View



Bottom View

