

This document was generated on 06/08/2010

**PLEASE CHECK WWW.MOLEX.COM FOR LATEST PART INFORMATION**

**Part Number:** [0022438100](#)  
**Status:** **Active**  
**Description:** 2.50mm (.098") Pitch SPOX™ Header, Shrouded, In-line Footprint, 10 Circuits, White

**Documents:**

[3D Model](#) [Product Specification PS-42219-0001 \(PDF\)](#)  
[Drawing \(PDF\)](#) [RoHS Certificate of Compliance \(PDF\)](#)

**Agency Certification**

CSA LR19980  
 UL E29179

**General**

Product Family PCB Headers  
 Series [42267](#)  
 Application Wire-to-Board  
 Product Name SPOX™

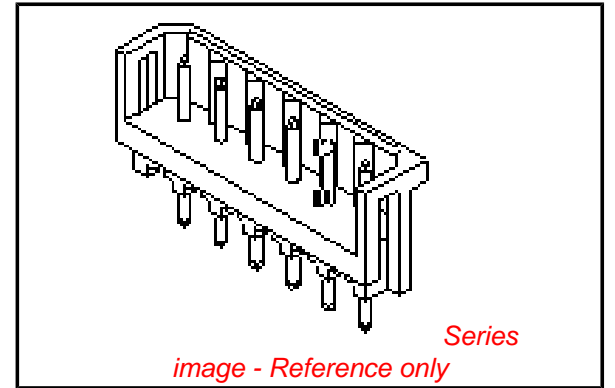
**Physical**

Breakaway No  
 Circuits (Loaded) 10  
 Circuits (maximum) 10  
 Color - Resin Natural  
 Durability (mating cycles max) 25  
 Flammability 94V-0  
 Glow-Wire Compliant No  
 Lock to Mating Part None  
 Material - Plating Mating Tin  
 Material - Plating Termination Tin  
 Material - Resin Polyester  
 Number of Rows 1  
 Orientation Vertical  
 PC Tail Length (in) 0.130 In  
 PC Tail Length (mm) 3.30 mm  
 PCB Locator No  
 PCB Retention Yes  
 PCB Thickness Recommended (in) 0.062 In  
 PCB Thickness Recommended (mm) 1.60 mm  
 Packaging Type Bag  
 Pitch - Mating Interface (in) 0.098 In  
 Pitch - Mating Interface (mm) 2.50 mm  
 Plating min: Mating (µin) 101.6  
 Plating min: Mating (µm) 2.54  
 Plating min: Termination (µin) 101.6  
 Plating min: Termination (µm) 2.54  
 Polarized to Mating Part Yes  
 Polarized to PCB No  
 Shrouded Partial  
 Stackable No  
 Temperature Range - Operating 0°C to +75°C  
 Termination Interface: Style Through Hole

**Electrical**

Current - Maximum per Contact 3A  
 Voltage - Maximum 250V

**Solder Process Data**



**EU RoHS**

**ELV and RoHS Compliant**  
**REACH SVHC Contains SVHC: No**  
**Halogen-Free Status**

**China RoHS**



**Not Reviewed**

**Need more information on product environmental compliance?**

Email [productcompliance@molex.com](mailto:productcompliance@molex.com)  
 For a multiple part number RoHS Certificate of Compliance, [click here](#)

Please visit the [Contact Us](#) section for any non-product compliance questions.

**Search Parts in this Series**

[42267Series](#)

**Mates With**

[42219](#)

Duration at Max. Process Temperature (seconds)	5
Lead-free Process Capability	Wave Capable (TH only)
Max. Cycles at Max. Process Temperature	1
Process Temperature max. C	235

**Material Info**

Old Part Number	A-42267-10A
-----------------	-------------

**Reference - Drawing Numbers**

Application Specification	AS-42249-001
Product Specification	PS-42219-0001
Sales Drawing	SDA-42267-*

This document was generated on 06/08/2010

**PLEASE CHECK [WWW.MOLEX.COM](http://WWW.MOLEX.COM) FOR LATEST PART INFORMATION**

6

5

4

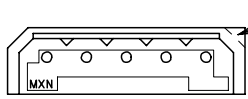
3

2

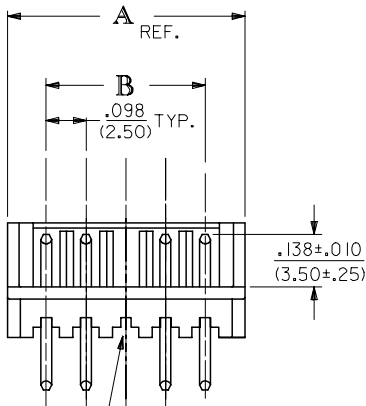
1

NOTES:

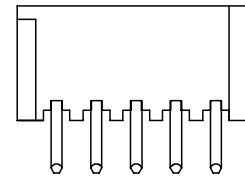
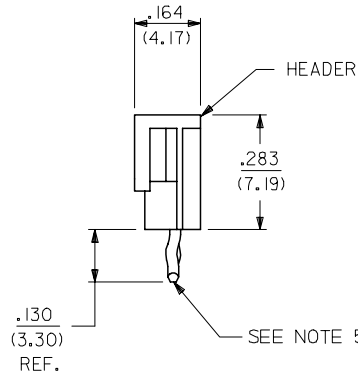
- 1. MATERIAL : HEADER: POLYESTER, GLASS FILLED,  
PIN : BRASS
- 2. FINISH:  
100 MICROINCHES (2.54 MICROMETERS) MIN. TIN OVER  
50 MICROINCHES (1.27 MICROMETERS) MIN. NICKEL UNDERPLATE.
- 3. PARTS CONFORM TO PRODUCT SPECIFICATION PS-42219-0001.
- 4. PACKAGING: SEE LEGEND.
- 5. KINK DIRECTION:  
2 THROUGH 7 CKTS: ADJACENT PINS KINKED IN  
OPPOSING DIRECTIONS.  
8 THROUGH 15 CKTS: TWO END PINS ON EACH END  
KINKED IN THE SAME DIRECTION.  
CENTER PINS WITHOUT KINKS.
- 6. PARTS CONFORM TO CLASS 'B' REQUIREMENTS OF COSMETIC  
SPEC PS-45499-002.



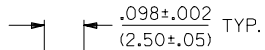
CIRCUIT NO. 1 IDENTIFIER



VOIDED CKT SEE CHART FOR LOCATION



NO. OF CKTS.	KINK LOCATION	DIM. A	DIM. B
2	1,2	.292/(7.42)	.098/(2.50)
3	1,2,3	.391/(9.92)	.197/(5.00)
4	1,2,3,4	.489/(12.42)	.295/(7.50)
5	1,2,3,4,5	.587/(14.92)	.394/(10.00)
6	1,2,3,4,5,6	.685/(17.40)	.492/(12.50)
7	1,2,3,4,5,6,7	.783/(19.90)	.591/(15.00)
8	1,2,7,8	.882/(22.40)	.689/(17.50)
9	1,2,8,9	.980/(24.90)	.787/(20.00)
10	1,2,9,10	1.079/(27.40)	.886/(22.50)
11	1,2,10,11	1.177/(29.90)	.984/(25.00)
12	1,2,11,12	1.276/(32.40)	1.083/(27.50)
13	1,2,12,13	1.374/(34.90)	1.181/(30.00)
14	1,2,13,14	1.472/(37.40)	1.280/(32.50)
15	1,2,14,15	1.571/(39.90)	1.378/(35.00)



CIRCUIT 1

PCB HOLE LAYOUT: COMPONENT SIDE  
RECOMMENDED PCB THICKNESS: .062/(1.57)

A-42267-N\*-\*-\*

↑↑↑ NO OF CKTS  
↑↑↑ VOID LOCATION  
↑↑↑ HOUSING NO.    ↑↑↑ PACKAGING METHOD  
BLANK=STD BULK PACK  
A=PER PK-40873-0069

www.DataSheet4U.com

ADD NOTE 6	DESCRIPTION
EC NO: UCP2007-2798	
DRWN:MKIPPER	2007/05/02
CHKD:AELHAG	2007/05/04
APPR:FSMITH	2007/05/23
REV	
Q2	

QUALITY SYMBOLS
▽=0
▽=0

GENERAL TOLERANCES (UNLESS SPECIFIED)	
	mm
4 PLACES	± ---
3 PLACES	± ---
2 PLACES	± 0.25
1 PLACE	± 0.36
ANGULAR ±1/2°	
DRAFT WHERE APPLICABLE MUST REMAIN WITHIN DIMENSIONS	

DIMENSION STYLE IN/MM	
DRAWN BY	DATE
GUZIK	01/17/89
CHECKED BY	DATE
EDGLEY	01/17/89
APPROVED BY	DATE
LENZ	01/17/89
MATERIAL NO.	SEE CHART
SIZE	A

SCALE ---	DESIGN UNITS METRIC	THIRD ANGLE PROJECTION
TITLE 2.5 MM HEADER ASSEMBLY		
MOLEX INCORPORATED		
DOCUMENT NO. SDA-42267-*	SHEET NO. 1 OF 4	
THIS DRAWING CONTAINS INFORMATION THAT IS PROPRIETARY TO MOLEX INCORPORATED AND SHOULD NOT BE USED WITHOUT WRITTEN PERMISSION		

5

4

3

2

1

A-42267-NA-*				A-42267-NB-*				A-42267-NC-*			
OPTIONS	HOUSING	42249-N		OPTIONS	HOUSING	42249-NA		OPTIONS	HOUSING	42249-NB	
	COLOR	NATURAL			COLOR	BLUE			COLOR	BROWN	
	PIN NO	45613-0006			PIN NO	45613-0006			PIN NO	45613-0006	
	PLATING	154			PLATING	154			PLATING	154	
Ckt	Material No	Engineering No	Void Ckts	Ckt	Material No	Engineering No	Void Ckts	Ckt	Material No	Engineering No	Void Ckts
2	22-43-8020	A-42267-2A		2	22-43-8023	A-42267-2B		2	50-34-8534	A-42267-2C	
3	22-43-8030	A-42267-3A		3	22-43-8033	A-42267-3B		3		A-42267-3C	
4	22-43-8040	A-42267-4A		4		A-42267-4B		4		A-42267-4C	
5	22-43-8050	A-42267-5A		5		A-42267-5B		5		A-42267-5C	
6	22-43-8060	A-42267-6A		6	22-43-8063	A-42267-6B		6		A-42267-6C	
7	22-43-8070	A-42267-7A		7		A-42267-7B		7		A-42267-7C	
8	22-43-8080	A-42267-8A		8		A-42267-8B		8		A-42267-8C	
9	22-43-8090	A-42267-9A		9		A-42267-9B		9		A-42267-9C	
10	22-43-8100	A-42267-10A		10	22-43-8103	A-42267-10B		10		A-42267-10C	
11	22-43-8110	A-42267-11A		11		A-42267-11B		11		A-42267-11C	
12	22-43-8120	A-42267-12A		12		A-42267-12B		12		A-42267-12C	
13	22-43-8130	A-42267-13A		13		A-42267-13B		13		A-42267-13C	
14	22-43-8140	A-42267-14A		14		A-42267-14B		14		A-42267-14C	
15	22-43-8150	A-42267-15A		15		A-42267-15B		15		A-42267-15C	
		A-42267-10A-6	6								
		A-42267-15A-3	3								
		A-42267-7A-2	2								
	22-44-8030	A-42267-3A-2	2								

www.DataSheet4U.com

REV: <b>Q1</b>	ECR/ECN INFORMATION: EC NO: UCP2007-1449 DATE: 12/19/2006	TITLE: <b>2.5 MM HEADER ASSEMBLY</b>	SHEET No. <b>- 2 -</b>
DOCUMENT NUMBER: <b>SDA-42267-*</b>	CREATED / REVISED BY: <b>ELHAG</b>	CHECKED BY: <b>LSCHMIDT</b>	APPROVED BY: <b>FSMITH</b> www.DataSheet4U.com

A-42267-ND-*				A-42267-NE-*				A-42267-NF-*			
OPTIONS	HOUSING	42249-NR		OPTIONS	HOUSING	42249-NC		OPTIONS	HOUSING	42249-ND	
	COLOR	RED			COLOR	ORANGE			COLOR	YELLOW	
	PIN NO	45613-0006			PIN NO	45613-0006			PIN NO	45613-0006	
	PLATING	154			PLATING	154			PLATING	154	
Ckt	Material No	Engineering No	Void Ckts	Ckt	Material No	Engineering No	Void Ckts	Ckt	Material No	Engineering No	Void Ckts
2	22-43-8021	A-42267-2D		2	22-43-8025	A-42267-2E		2	22-43-8024	A-42267-2F	
3	22-43-8031	A-42267-3D		3	22-43-8035	A-42267-3E		3	22-43-8034	A-42267-3F	
4	22-43-8041	A-42267-4D		4	22-43-8045	A-42267-4E		4	22-43-8044	A-42267-4F	
5	22-43-8051	A-42267-5D		5	22-43-8055	A-42267-5E		5	22-43-8054	A-42267-5F	
6	22-43-8061	A-42267-6D		6	22-43-8065	A-42267-6E		6	22-43-8064	A-42267-6F	
7	22-43-8071	A-42267-7D		7	22-43-8075	A-42267-7E		7		A-42267-7F	
8	22-43-8081	A-42267-8D		8	22-43-8085	A-42267-8E		8		A-42267-8F	
9	22-43-8091	A-42267-9D		9	22-43-8095	A-42267-9E		9		A-42267-9F	
10	22-43-8101	A-42267-10D		10	22-43-8105	A-42267-10E		10	22-43-8104	A-42267-10F	
11	22-43-8111	A-42267-11D		11	22-43-8115	A-42267-11E		11		A-42267-11F	
12	22-43-8121	A-42267-12D		12	22-43-8125	A-42267-12E		12		A-42267-12F	
13	22-43-8131	A-42267-13D		13	22-43-8135	A-42267-13E		13		A-42267-13F	
14	22-43-8141	A-42267-14D		14	22-43-8145	A-42267-14E		14		A-42267-14F	
15	22-43-8151	A-42267-15D		15	22-43-8155	A-42267-15E		15		A-42267-15F	
REV: <b>Q1</b>	ECR/ECN INFORMATION: EC NO: UCP2007-1449 DATE: 12/19/2006			TITLE: <b>2.5 MM HEADER ASSEMBLY</b>						SHEET No. <b>- 3 -</b>	
DOCUMENT NUMBER: <b>SDA-42267-*</b>				CREATED / REVISED BY: <b>ELHAG</b>			CHECKED BY: <b>LSCHMIDT</b>		APPROVED BY: <b>FSMITH www.DataSheet4U.com</b>		
<small>www.DataSheet4U.com</small> <small>TEMPLATE FILENAME: PRODUCT_SPEC\SIZE_A\ (v. 1).DOC</small>											

A-42249-NG-*				A-42249-NH-*				A-42249-NA-(154)						
OPTIONS	HOUSING	42249-NE			OPTIONS	HOUSING	42249-NG			OPTIONS	HOUSING	42249-N		
	COLOR	GREEN				COLOR	GREY				COLOR	NATURAL		
	PIN NO	45613-0006				PIN NO	45613-0006				PIN NO	45613-0006		
	PLATING	154				PLATING	154				PLATING	154		
Ckt	Material No	Engineering No	Void Ckts	Ckt	Material No	Engineering No	Void Ckts	Ckt	Material No	Engineering No	Void Ckts			
2	22-43-8026	A-42267-2G		2	22-43-8022	A-42267-2H		2	50-34-9252	A-42267-02A-(154)				
3	22-43-8036	A-42267-3G		3	22-43-8032	A-42267-3H		3	50-34-9253	A-42267-03A-(154)				
4	22-43-8046	A-42267-4G		4		A-42267-4H		4	50-34-9254	A-42267-04A-(154)				
5	22-43-8056	A-42267-5G		5		A-42267-5H		5	50-34-9255	A-42267-05A-(154)				
6	22-43-8066	A-42267-6G		6	22-43-8062	A-42267-6H		6	50-34-9256	A-42267-06A-(154)				
7	22-43-8076	A-42267-7G		7		A-42267-7H		7	50-34-9257	A-42267-07A-(154)				
8	22-43-8086	A-42267-8G		8		A-42267-8H		8	50-34-9258	A-42267-08A-(154)				
9	22-43-8096	A-42267-9G		9		A-42267-9H		9	50-34-9259	A-42267-09A-(154)				
10	22-43-8106	A-42267-10G		10		A-42267-10H		10	50-34-9260	A-42267-10A-(154)				
11	22-43-8116	A-42267-11G		11		A-42267-11H		11	50-34-9261	A-42267-11A-(154)				
12	22-43-8126	A-42267-12G		12		A-42267-12H		12	50-34-9262	A-42267-12A-(154)				
13	22-43-8136	A-42267-13G		13		A-42267-13H		13	50-34-9263	A-42267-13A-(154)				
14	22-43-8146	A-42267-14G		14		A-42267-14H		14	50-34-9264	A-42267-14A-(154)				
15	22-43-8156	A-42267-15G		15		A-42267-15H		15	50-34-9265	A-42267-15A-(154)				
	22-448076	A-42267-07G-3	3											

www.DataSheet4U.com

REV: <b>Q1</b>	ECR/ECN INFORMATION: EC NO: UCP2007-1449 DATE: 12/19/2006	TITLE: <b>2.5 MM HEADER ASSEMBLY</b>	SHEET No. <b>- 4 -</b>
DOCUMENT NUMBER: <b>SDA-42267-*</b>		CREATED / REVISED BY: <b>ELHAG</b>	CHECKED BY: <b>LSCHMIDT</b>
		APPROVED BY: FSMITH www.DataSheet4U.com	