

FEATURES
<ul style="list-style-type: none"> <li>• Frequency Range: 4198 - 4261 MHz</li> <li>• Step Size: 250 KHz</li> <li>• PLL-24H - Style Package</li> </ul>
APPLICATIONS
<ul style="list-style-type: none"> <li>• Microwave Radios</li> <li>• Satellite Communications</li> <li>• Direct Broadcast</li> </ul>

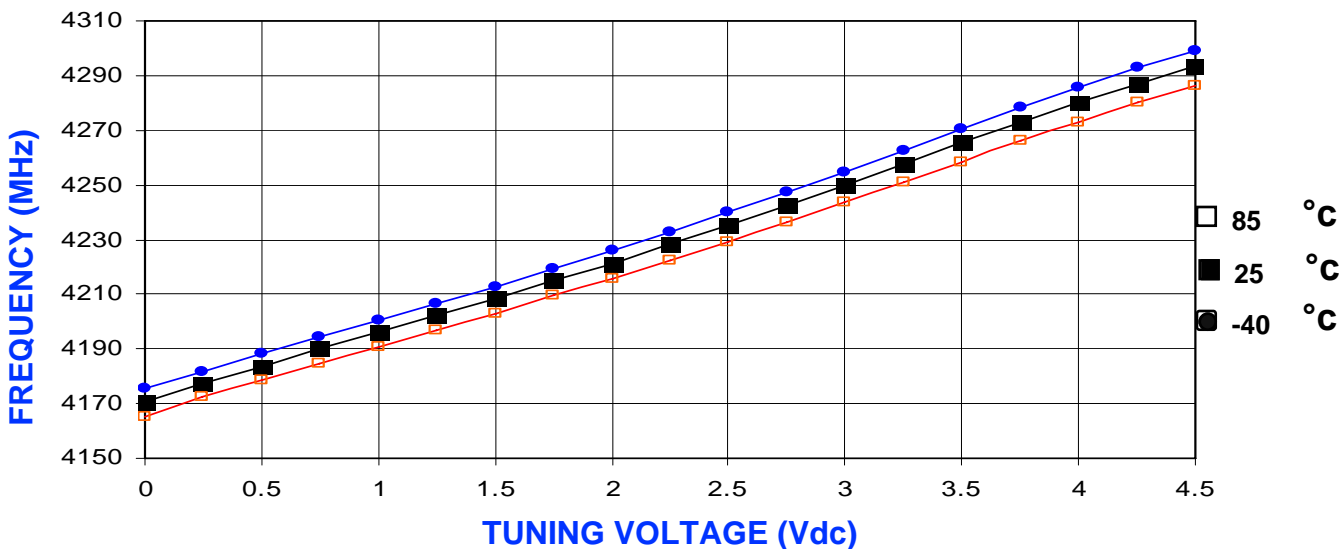
PERFORMANCE SPECIFICATIONS	VALUE	UNITS
Frequency Range	4198 - 4261	MHz
Phase Noise @ 10 kHz offset (1 Hz BW, typ.)	-96	dBc/Hz
Harmonic Suppression (2nd, typ.)	-12	dBc
Sideband Spurs (typ.)	-70	dBc
Power Output	0±3	dBm
Load Impedance	50	Ω
Step Size	250	kHz
Charge Pump Output Current	2500	μA
Switching Speed (typ., adjacent channel)	2	mSec
Startup Lock Time (typ.)	2	mSec
Operating Temperature Range	-40 to 85	°C
Package Style	PLL-24H	
POWER SUPPLY REQUIREMENTS		
Supply Voltage (Vcc, nom.)	5	Vdc
Supply Current (Icc, typ.)	26	mA

All specifications are typical unless otherwise noted and subject to change without notice.

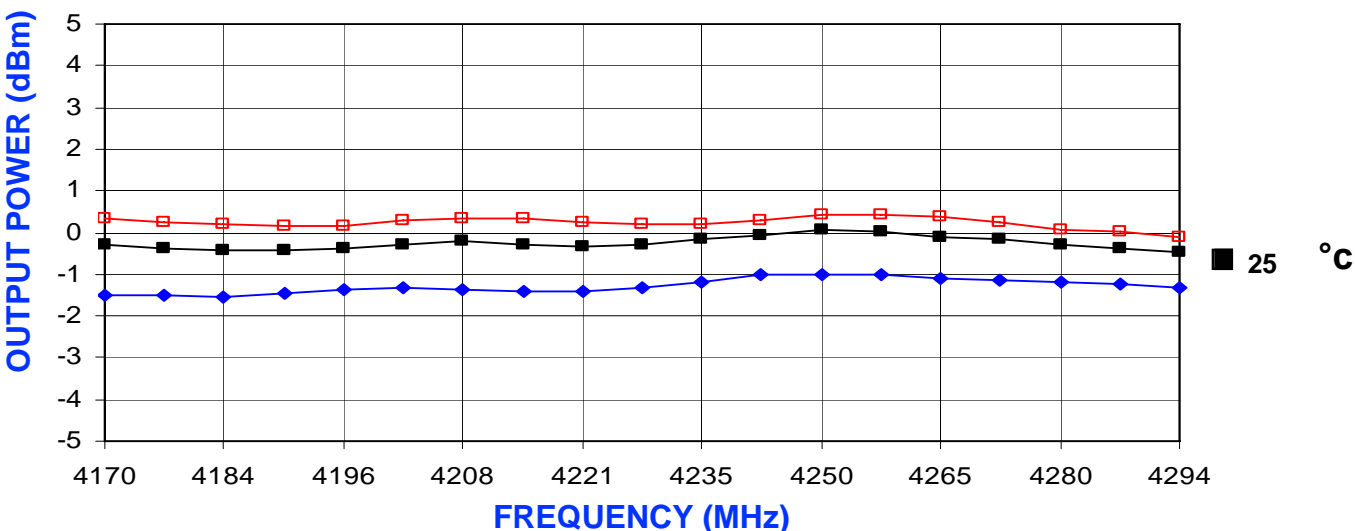
APPLICATION NOTES
<ul style="list-style-type: none"> <li>• AN-107 : How to Solder Z-COMM VCOs / PLLs</li> <li>• AN-202 : PLL Functional Description</li> </ul>

**NOTES:**  
Reference Oscillator Signal: 5 MHz <math>f\_{osc}</math> <math>< 100</math> MHz  
Frequency Synthesizer: Analog Devices - ADF4113

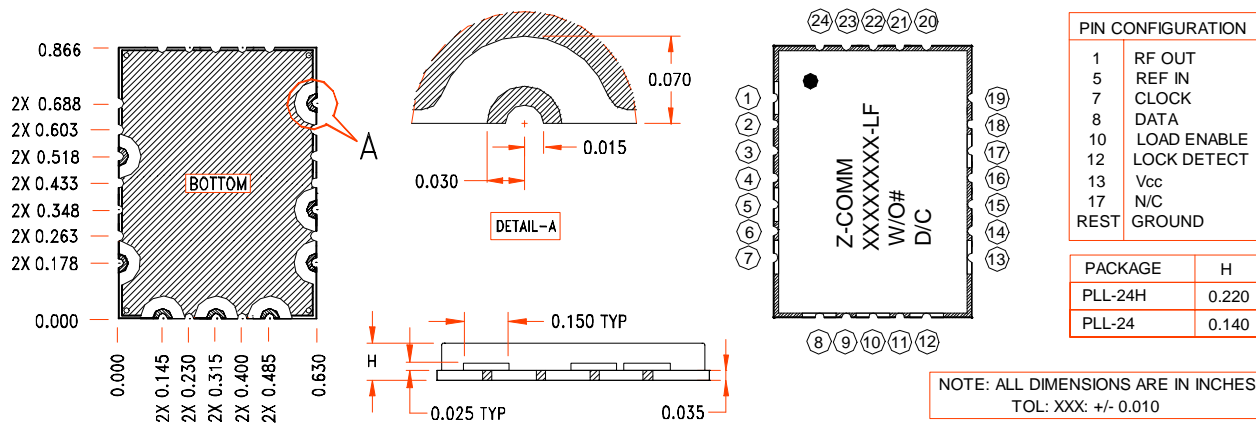
VCO TUNING CURVE, typ.



VCO POWER CURVE, typ.



PHYSICAL DIMENSIONS



PIN CONFIGURATION

1	RF OUT
5	REF IN
7	CLOCK
8	DATA
10	LOAD ENABLE
12	LOCK DETECT
13	Vcc
17	N/C
REST	GROUND

PACKAGE	H
PLL-24H	0.220
PLL-24	0.140

NOTE: ALL DIMENSIONS ARE IN INCHES  
TOL: XXX: +/- 0.010