



## STEVAL-TDR019V1

Demonstration board using the PD85004  
for 900 MHz 2-way radio

### Features

- Excellent thermal stability
- Frequency: 860 - 960 MHz
- Supply voltage: 13.6 V
- Output power: 4 W
- Power gain:  $17.4 \pm 0.3$  dB
- Efficiency: 56 % - 65 %
- Load mismatch: 20:1
- BeO-free amplifier

### Description

The STEVAL-TDR019V1 is a demonstration board using the PD85004 LDMOS transistor. It is designed for 2-way radio applications.




Table 1. Device summary

Part number	Mechanical specification
STEVAL-TDR019V1	L = 60 mm, W = 30 mm

## Contents

1	<b>Electrical characteristics</b> .....	3
2	<b>Impedance</b> .....	4
3	<b>Test circuit</b> .....	5
4	<b>Circuit layout</b> .....	7
5	<b>Revision history</b> .....	8

# 1 Electrical characteristics

$T_A = +25\text{ }^\circ\text{C}$ ,  $V_{DD} = 13.6\text{ V}$ ,  $I_{dq} = 50\text{ mA}$

**Table 2. Electrical specifications**

Symbol	Test conditions	Min	Typ	Max	Unit
Frequency	Frequency range	860		960	MHz
$P_{OUT}$			4		W
Gain	@ $P_{IN} = 19\text{ dBm}$		$17.4 \pm 0.3$		dB
ND	@ $P_{IN} = 19\text{ dBm}$		56 - 65		%
H2	2nd harmonic @ $P_{OUT} = 4\text{ W}$		-30 / -38		dBc
H3	3rd harmonic @ $P_{OUT} = 4\text{ W}$		-50 / -62		dBc
VSWR	Load mismatch all phases @ $P_{OUT} = 4\text{ W}$			20:1	

## 2 Impedance

Figure 1. Impedance illustration

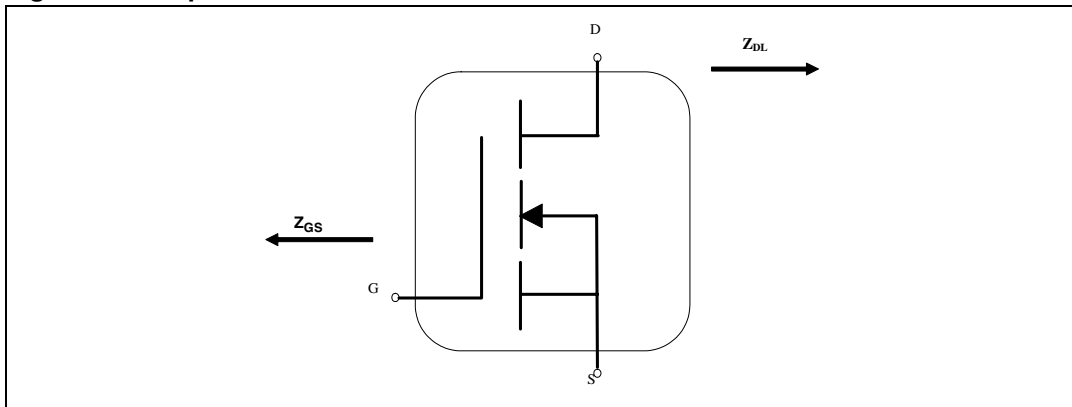


Table 3. Impedance data

F (MHz)	$Z_{GS}$	$Z_{DL}$
860	2,460 + j6,634	8,383 + j2,828
870	2,489 + j6,787	8,222 + j3,179
880	2,588 + j6,833	8,075 + j3,456
890	2,581 + j6,913	7,884 + j3,797
900	2,629 + j6,970	7,773 + j4,100
910	2,601 + j7,063	7,609 + j4,449
920	2,570 + j7,091	7,495 + j4,773
930	2,529 + j7,134	7,360 + j5,069
940	2,423 + j7,171	7,152 + j5,365
950	2,385 + j7,246	7,079 + j5,709
960	2,265 + j7,338	6,952 + j6,071

### 3 Test circuit

Figure 2. Test circuit schematic

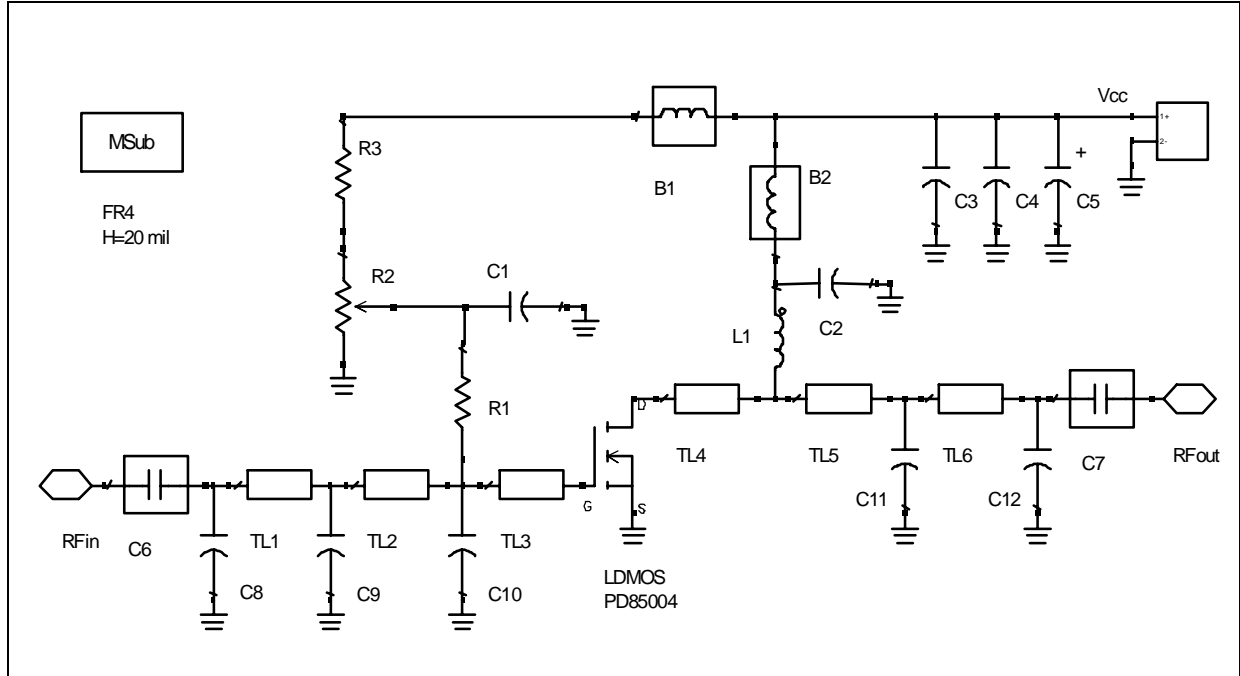



Table 4. Part list

Component ID	Description	Value	Case size	Manufacturer	Part code
B1	Ferrite bead			Panasonic	EXCELDR35C
B2	Ferrite bead			Panasonic	EXCELDR35C
C1, C2	Capacitor	120 pF	0603	Murata	GRM39-C0G121J50D500
C3	Capacitor	1 nF	0603	Murata	GRM39-X7R102K50C560
C4	Capacitor	10 nF	0603	Murata	GRM39-X7R103K50C560
C5	Capacitor	10 uF	SMT	Panasonic	EEVHB1V100P
C6, C7	Capacitor	39 pF	0603	Murata	GRM39-C0G390J50D500
C8	Capacitor	3.3 pF	0603	Murata	GRM39-C0G3R3C50Z500
C9	Capacitor	12 pF	0603	Murata	GRM39-C0G120J50D500
C10	Capacitor	22 pF	0603	Murata	GRM39-C0G220J50D500
C11	Capacitor	6,8 pF	0603	Murata	GRM39-C0G6R8D50Z500
C12	Capacitor	1,5 pF	0603	Murata	GRM39-C0G1R5C50Z500
L1	Inductor	12.55 nH		Coilcraft	1606-10

Table 4. Part list (continued)

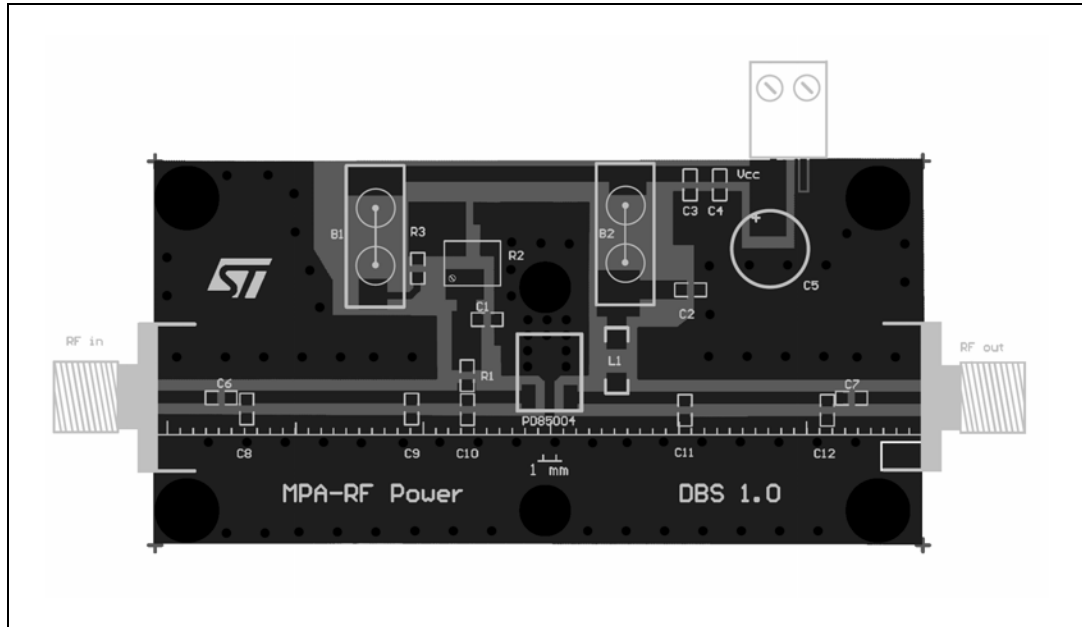
Component ID	Description	Value	Case size	Manufacturer	Part code
R1	Resistor	150 Ω	0603	Tyco electronics	
R2	Potentiometer	10 kΩ			3214W-1-103E
R3	Resistor	1 K	0603		01623440-1
TL1	Transmission line	W = 0.92 mm	L=13.6 mm		
TL2			L=3.5 mm		
TL3			L=4.2 mm		
TL4			L=3.8 mm		
TL5			L=4.2 mm		
TL6			L=11.3 mm		
RF in, RF out	SMA-CONN	50 Ω	60 mils	Johnson	142-0701-801
PD85004	LDMOS			STMicroelectronics	PD85004
Board	FR-4 THk=0.020" 2 OZ Cu both sides				

Figure 3. Demonstration board photo



## 4 Circuit layout

Figure 4. Test fixture component layout



## 5 Revision history

**Table 5. Document revision history**

Date	Revision	Changes
12-Oct-2010	1	Initial release.



**Please Read Carefully:**

Information in this document is provided solely in connection with ST products. STMicroelectronics NV and its subsidiaries ("ST") reserve the right to make changes, corrections, modifications or improvements, to this document, and the products and services described herein at any time, without notice.

All ST products are sold pursuant to ST's terms and conditions of sale.

Purchasers are solely responsible for the choice, selection and use of the ST products and services described herein, and ST assumes no liability whatsoever relating to the choice, selection or use of the ST products and services described herein.

No license, express or implied, by estoppel or otherwise, to any intellectual property rights is granted under this document. If any part of this document refers to any third party products or services it shall not be deemed a license grant by ST for the use of such third party products or services, or any intellectual property contained therein or considered as a warranty covering the use in any manner whatsoever of such third party products or services or any intellectual property contained therein.

**UNLESS OTHERWISE SET FORTH IN ST'S TERMS AND CONDITIONS OF SALE ST DISCLAIMS ANY EXPRESS OR IMPLIED WARRANTY WITH RESPECT TO THE USE AND/OR SALE OF ST PRODUCTS INCLUDING WITHOUT LIMITATION IMPLIED WARRANTIES OF MERCHANTABILITY, FITNESS FOR A PARTICULAR PURPOSE (AND THEIR EQUIVALENTS UNDER THE LAWS OF ANY JURISDICTION), OR INFRINGEMENT OF ANY PATENT, COPYRIGHT OR OTHER INTELLECTUAL PROPERTY RIGHT.**

**UNLESS EXPRESSLY APPROVED IN WRITING BY AN AUTHORIZED ST REPRESENTATIVE, ST PRODUCTS ARE NOT RECOMMENDED, AUTHORIZED OR WARRANTED FOR USE IN MILITARY, AIR CRAFT, SPACE, LIFE SAVING, OR LIFE SUSTAINING APPLICATIONS, NOR IN PRODUCTS OR SYSTEMS WHERE FAILURE OR MALFUNCTION MAY RESULT IN PERSONAL INJURY, DEATH, OR SEVERE PROPERTY OR ENVIRONMENTAL DAMAGE. ST PRODUCTS WHICH ARE NOT SPECIFIED AS "AUTOMOTIVE GRADE" MAY ONLY BE USED IN AUTOMOTIVE APPLICATIONS AT USER'S OWN RISK.**

Resale of ST products with provisions different from the statements and/or technical features set forth in this document shall immediately void any warranty granted by ST for the ST product or service described herein and shall not create or extend in any manner whatsoever, any liability of ST.

ST and the ST logo are trademarks or registered trademarks of ST in various countries.

Information in this document supersedes and replaces all information previously supplied.

The ST logo is a registered trademark of STMicroelectronics. All other names are the property of their respective owners.

© 2010 STMicroelectronics - All rights reserved

STMicroelectronics group of companies

Australia - Belgium - Brazil - Canada - China - Czech Republic - Finland - France - Germany - Hong Kong - India - Israel - Italy - Japan - Malaysia - Malta - Morocco - Philippines - Singapore - Spain - Sweden - Switzerland - United Kingdom - United States of America

[www.st.com](http://www.st.com)

