

## Features

- Frequency Range: 100~700MHz
- High Efficiency: 21dBm /55mA(Typical)
- Active Bias Design Supply Temperature Compensation
- Standard Hermetic Package
- Operating Temperature Range: -55°C ~ +85°C

## Specifications (50 Ω, V<sub>CC</sub> = +15V, T<sub>A</sub> = -55°C ~ +85°C)


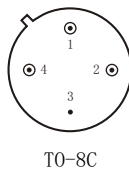
Parameter	Symbol	Unit	Guaranteed	Typical
Frequency Range	f <sub>L</sub> ~f <sub>H</sub>	MHz	100~700	—
Gain	G <sub>p</sub>	dB	≥21.0 Δ	22.0
Gain Flatness	ΔG <sub>p</sub>	dB	≤1.0 Δ	0.6
Noise Figure	F <sub>n</sub>	dB	≤4.5 Δ	3.8
Input VSWR	VSWR <sub>i</sub>	—	≤2.0:1 Δ	1.5:1
Output VSWR	VSWR <sub>o</sub>	—	≤2.0:1 Δ	1.5:1
Output Power @ 1dB Compression	P <sub>-1</sub>	dBm	≥20.0 *	21.0
DC Current	I <sub>CC</sub>	mA	—	55

1) \*f = 200MHz; “Δ” T<sub>A</sub> = 24 ± 1°C;

2) The G<sub>p</sub> and P<sub>-1</sub> will be reduced 0.2dB and 2.5dB respectively under operating at 12VDC (I<sub>CC</sub> = 45mA Typ)

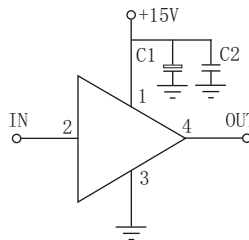
## Maximum Rating

DC Voltage : +18VDC  
RF Input: +7dBm  
Storage Temp: +125°C



## Application Notes

1. Typical application shown as right, C<sub>1</sub> = 3.3~22 μF ; C<sub>2</sub> = 3300~6800pF;
2. Interchanged directly with A89 from W-J Company;
3. See assembly section for mounting information
4. Connectorized package(SMA-1) available



## Typical Curves

