



SERIES: ETSA 12W

DESCRIPTION: SWITCHING POWER SUPPLY

FEATURES

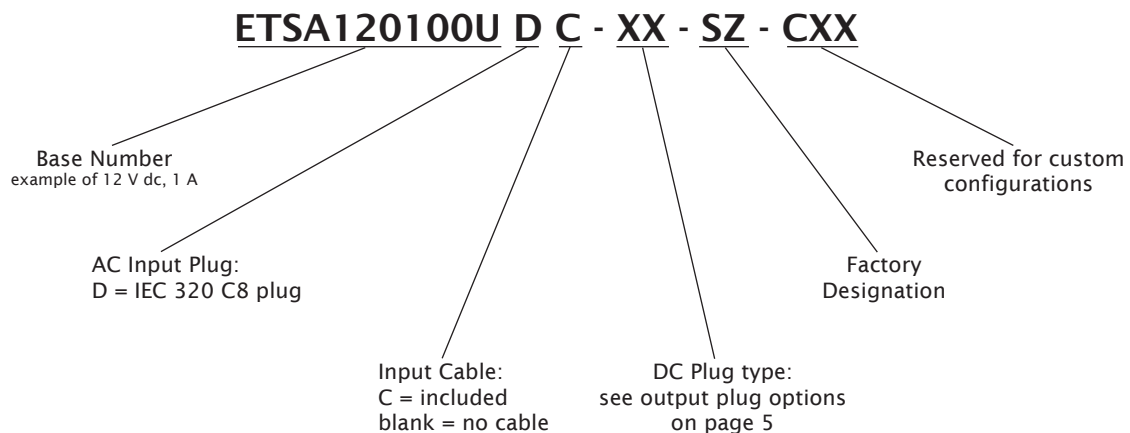
- universal AC input
- regulated output voltage
- short circuit protection
- meets EISA / efficiency level V regulations
- custom designs available



MODEL	output voltage		output current		output wattage	ripple*	efficiency level	cord length (mm)
	nominal (V dc)		min (A)	max (A)	max (W)	max. (mVp-p)		
ETSA050200U	5		0	2	10	100	V	1830 +150/-0
ETSA060200U	6		0	2	12	150	V	1830 ±100
ETSA090133U	9		0	1.33	12	150	V	1830 ±100
ETSA120100U	12		0	1	12	150	V	1830 +150/-0
ETSA150080U	15		0	0.8	12	150	V	1830 ±100
ETSA180066U	18		0	0.66	12	150	V	1830 ±100
ETSA240050U	24		0	0.5	12	150	V	1830 ±100

*at full load, 100 ~ 240 V ac input, measured at 20MHz bandwidth with a 10 uF electrolytic cap and a 0.1 uF ceramic cap on the output

PART NUMBER KEY





SERIES: ETSA 12W

DESCRIPTION: SWITCHING POWER SUPPLY

INPUT

parameter	conditions/description	min	nom	max	units
rated input voltage		100		240	V ac
input voltage range		90		264	V ac
rated frequency		50		60	Hz
frequency range		47		63	Hz
rated input current				0.3	A
inrush current	115 V ac, cold start 230 V ac, cold start			30 60	A A
no load power consumption				0.3	W

OUTPUT

parameter	conditions/description	min	nom	max	units
line regulation			±5		%
load regulation			±5		%
over voltage protection	output voltage clamped by internal protection zener				
short circuit protection	output shut down and auto-restart				

SAFETY & EMI

parameter	conditions/description	min	nom	max	units
HI-POT	input to output at 10 mA for 1 minute			3,000 4,242	V ac V dc
insulation resistance	input to output at 500 V dc	100			MΩ
safety approvals	UL/cUL (UL60950-1), GS				
EMI standard	FCC class B, CE, VCCI, EN55022, EN55024				
leakage current				0.25	mA
RoHS compliant	yes				

ENVIRONMENTAL

parameter	conditions/description	min	nom	max	units
operating temperature		0		40	°C
operating humidity		20		80	%
storage temperature		-10		70	°C
storage humidity		10		90	%

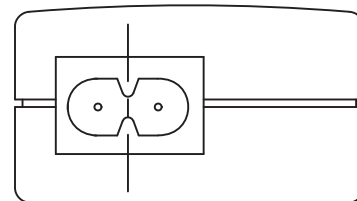
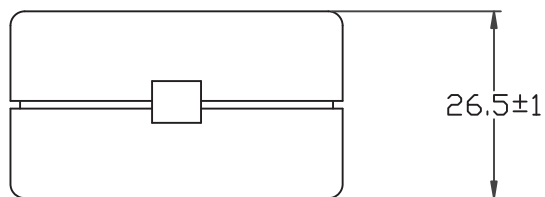
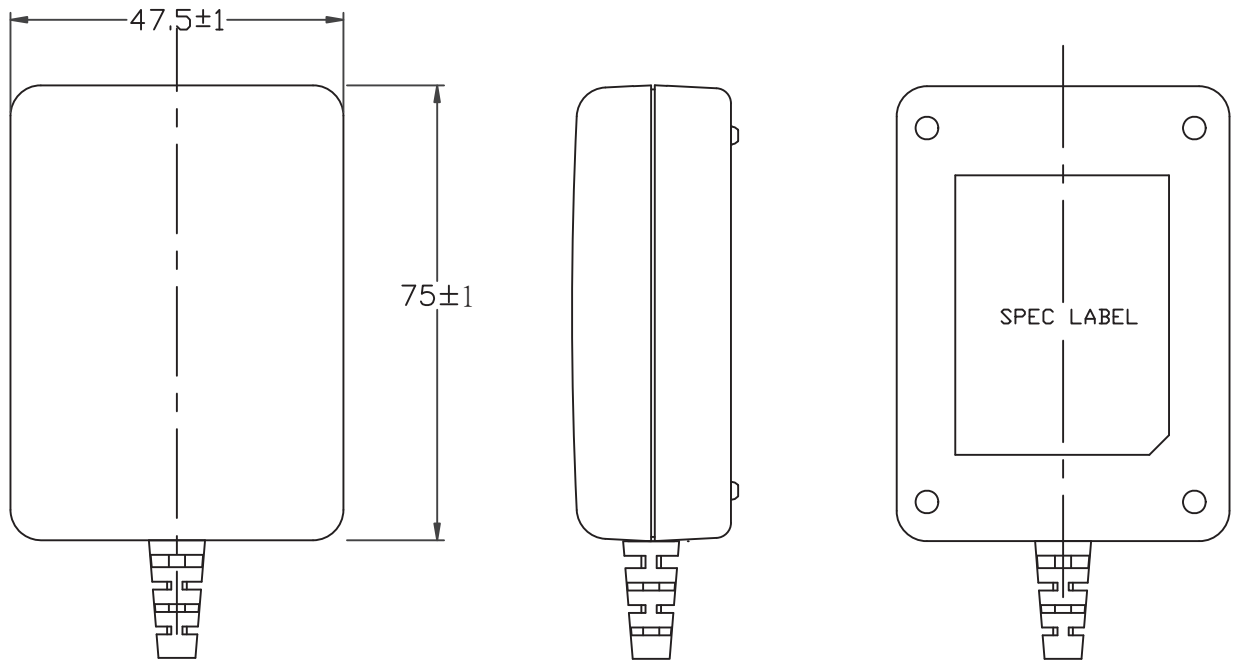


SERIES: ETSA 12W

DESCRIPTION: SWITCHING POWER SUPPLY

MECHANICAL DRAWING

case size 75 L x 47.5 W x 26.5 H mm
tolerance: ± 1 mm

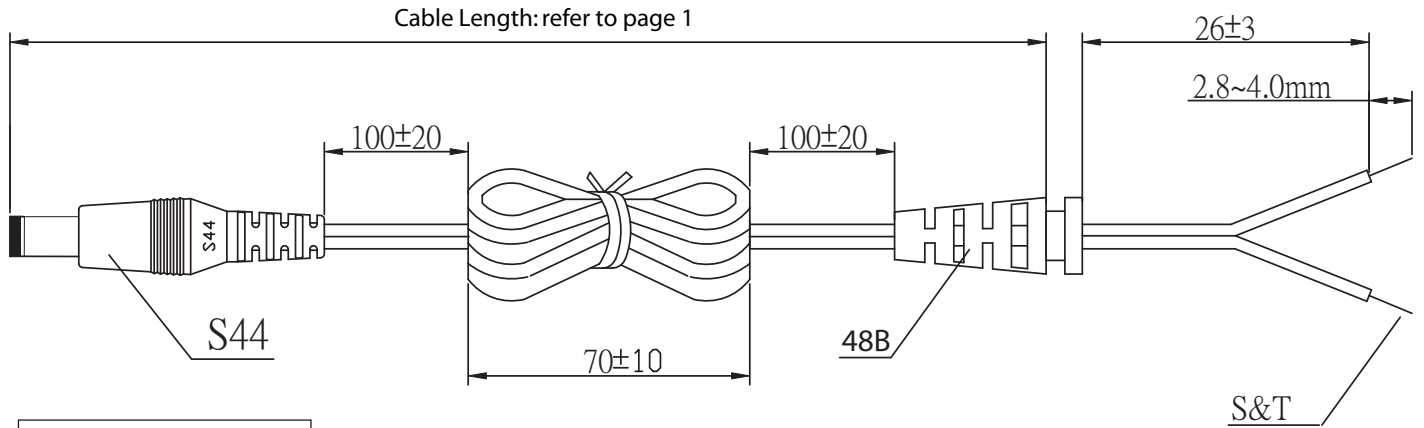




SERIES: ETSA 12W

DESCRIPTION: SWITCHING POWER SUPPLY

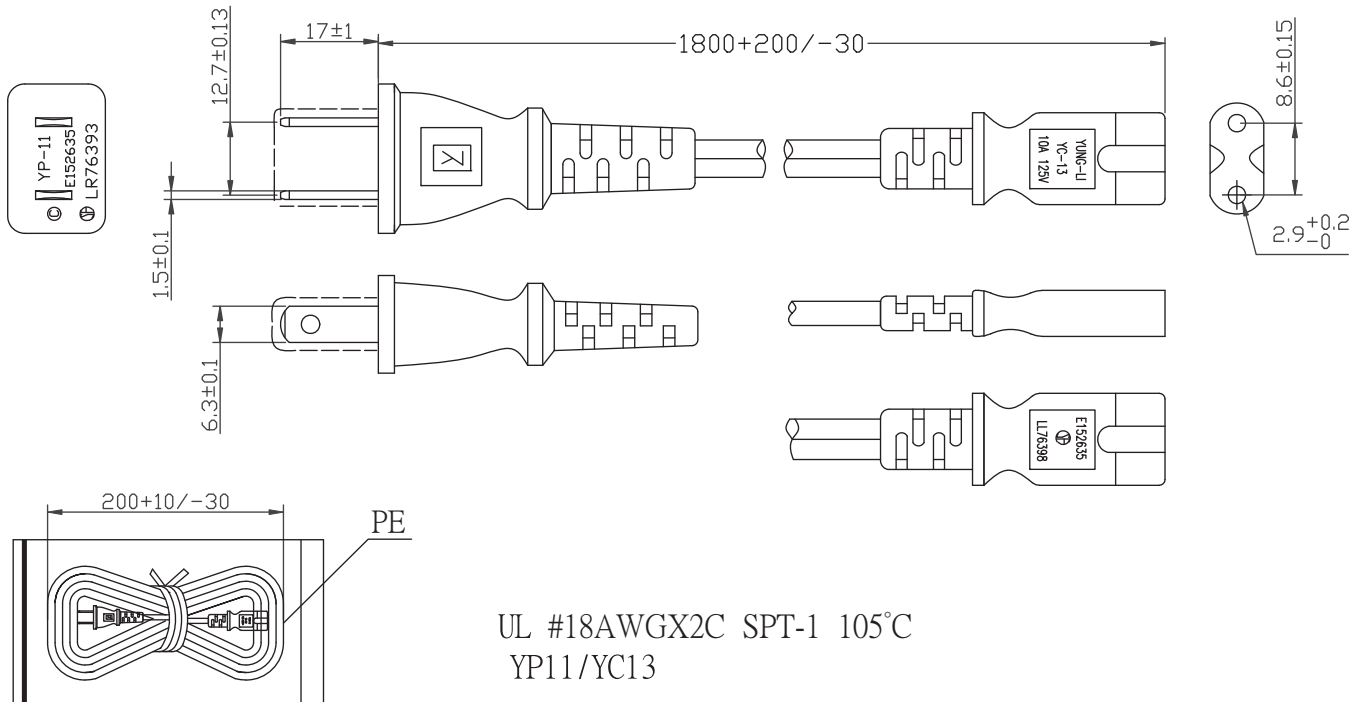
DC CORD



Cable Gauge	
ETSA050200	20 AWG
ETSA060200	18 AWG
ETSA090133	20 AWG
ETSA120100	22 AWG
ETSA150080	22 AWG
ETSA180066	24 AWG
ETSA240050	24 AWG

Black wire, white stripe: Positive

AC CORD



UL #18AWGX2C SPT-1 105°C
YP11/YC13

*Contact CUI for additional ac cord input blade options.

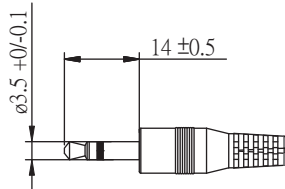


SERIES: ETSA 12W

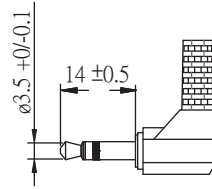
DESCRIPTION: SWITCHING POWER SUPPLY

OUTPUT PLUG OPTIONS

3.5 mm Phono Plug



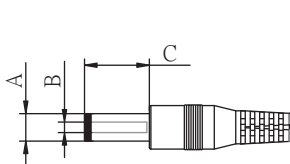
P1



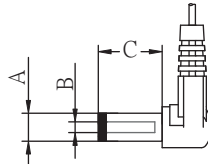
P1R

*Tip positive

Standard DC Plug



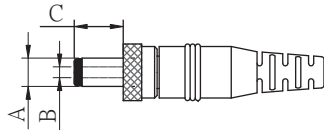
Standard PX



Right Angle PXR

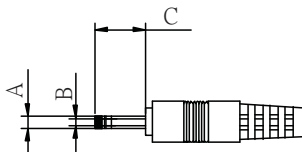
	A	B	C	Unit
P5/P5R	5.5	2.1	9.5	mm
P6/P6R	5.5	2.5	9.5	mm
P7/P7R	3.5	1.3	9.5	mm
P8/P8R	3.8	1.35	9.5	mm
P9/P9R	3.8	1.05	9.5	mm

Locking DC Plug

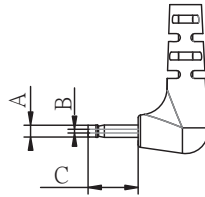


	A	B	C	Unit
P10	5.5	2.1	9.5	mm
P11	5.5	2.5	9.5	mm

EIAJ Plugs

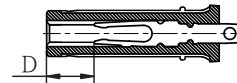


Standard PXX

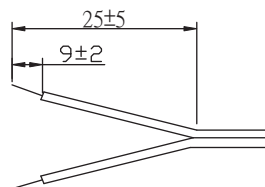


Right Angle PXXR

	EIAJ	A	B	C	D	Unit
P12/P12R	EIAJ-1	2.35	0.7	9.5	NA	mm
P13/P13R	EIAJ-2	4.0	1.7	9.5	5.0	mm
P14/P14R	EIAJ-3	4.75	1.7	9.5	5.0	mm



Stripped and Tinned



DC PLUG TYPE

ST
stripped and tinned

PXX X X

Plug type Plug angle:
"blank" = standard
R = right angle Plug polarity:
"blank" = N/A
P = center positive ⊖ ⊕ ⊕
N = center negative ⊕ ⊖ ⊖

*Contact CUI for additional output plug options.

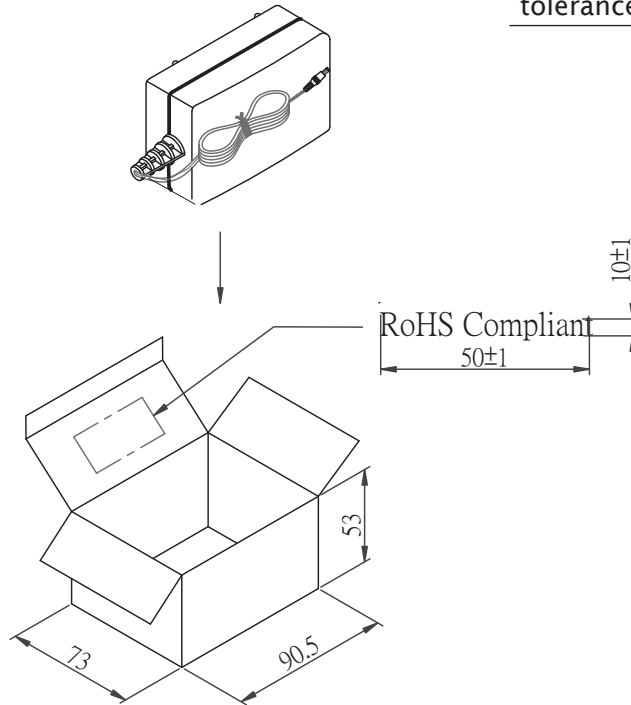


SERIES: ETSA 12W

DESCRIPTION: SWITCHING POWER SUPPLY

INDIVIDUAL PACKAGING

tolerance ± 1 mm



PACKAGING

tolerance $+7 / -0$ mm

EXTERNAL CARTON MATERIAL:A=B(6mm)
INTERNAL CARTON MATERIAL:B33(3mm)
CARTON SIZE: 405X395X265mm
Q'TY: 80pcs(20x4x1)

"RoHS Compliant"

